



US00D702469S

(12) **United States Design Patent**  
**Hansen et al.**

(10) **Patent No.:** **US D702,469 S**

(45) **Date of Patent:** **\*\* Apr. 15, 2014**

(54) **SEAT TO A CHAIR**

(76) Inventors: **Carsten Hansen**, Brædstrup (DK);  
**Carsten Bille Rasmussen**, Brædstrup  
(DK)

(\*\*) Term: **14 Years**

(21) Appl. No.: **29/418,134**

(22) Filed: **Apr. 12, 2012**

(30) **Foreign Application Priority Data**

Oct. 13, 2011 (EM) ..... 001931544-0001

(51) **LOC (10) Cl.** ..... **06-01**

(52) **U.S. Cl.**  
USPC ..... **D6/716.1**

(58) **Field of Classification Search**  
USPC ..... D6/334–336, 344–356, 360–381, 388,  
D6/403, 491–502, 692, 708, 716, 716.1,  
D6/716.2–716.4; D21/671; 297/16.1, 22,  
297/31, 35, 135, 217.1, 228.12, 248,  
297/256.16, 271.6, 284.4–284.5, 287, 291,  
297/297, 302.4, 411.2, 411.27–411.29,  
297/411.43, 423.1, 423.12, 440.11, 440.15,  
297/440.21–440.24, 448.1, 451.4, 452.13,  
297/452.19, 452.21, 452.27, 452.29, 452.3,  
297/452.41, 452.56, 452.64

See application file for complete search history.

(56) **References Cited**

U.S. PATENT DOCUMENTS

2,246,057	A	*	6/1941	Michaelis	.....	297/287
D167,940	S	*	10/1952	Hofgesang	.....	D6/375
D170,121	S	*	8/1953	Jackson	.....	D6/363
D230,444	S	*	2/1974	Kogoj et al.	.....	D6/361
D240,311	S	*	6/1976	Owens	.....	D6/375
D314,284	S	*	2/1991	Cohen	.....	D6/348
D362,757	S	*	10/1995	Sayih et al.	.....	D6/344
D364,970	S	*	12/1995	Reese	.....	D6/363
D405,285	S	*	2/1999	Balderi et al.	.....	D6/373
D553,375	S	*	10/2007	Grigg	.....	D6/361
D628,247	S	*	11/2010	de Boers et al.	.....	D21/671
D646,498	S	*	10/2011	Blasini et al.	.....	D6/375
D687,236	S	*	8/2013	Hansen et al.	.....	D6/375

\* cited by examiner

*Primary Examiner* — Ricky Pham

(74) *Attorney, Agent, or Firm* — Harness, Dickey & Pierce,  
P.L.C.


(57) **CLAIM**

The ornamental design for a seat to a chair, as shown and described.

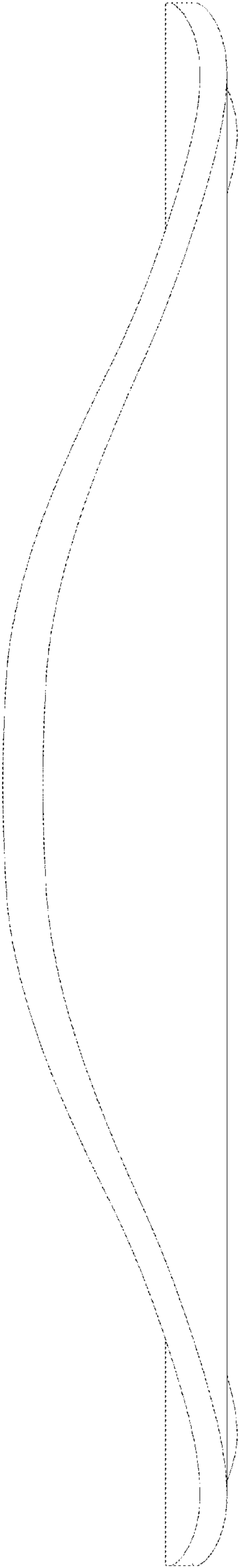
**DESCRIPTION**

FIG. 1 is a perspective view of the rear of the seat to a chair showing our new design;  
FIG. 2 is a top view thereof  
FIG. 3 is a right view thereof;  
FIG. 4 is a top right perspective view thereof;  
FIG. 5 is a left view thereof; and  
FIG. 6 is a front view thereof; and,  
FIG. 7 is a bottom view thereof.

**1 Claim, 7 Drawing Sheets**



**FIG. 1**





**FIG. 2**

**FIG. 3**



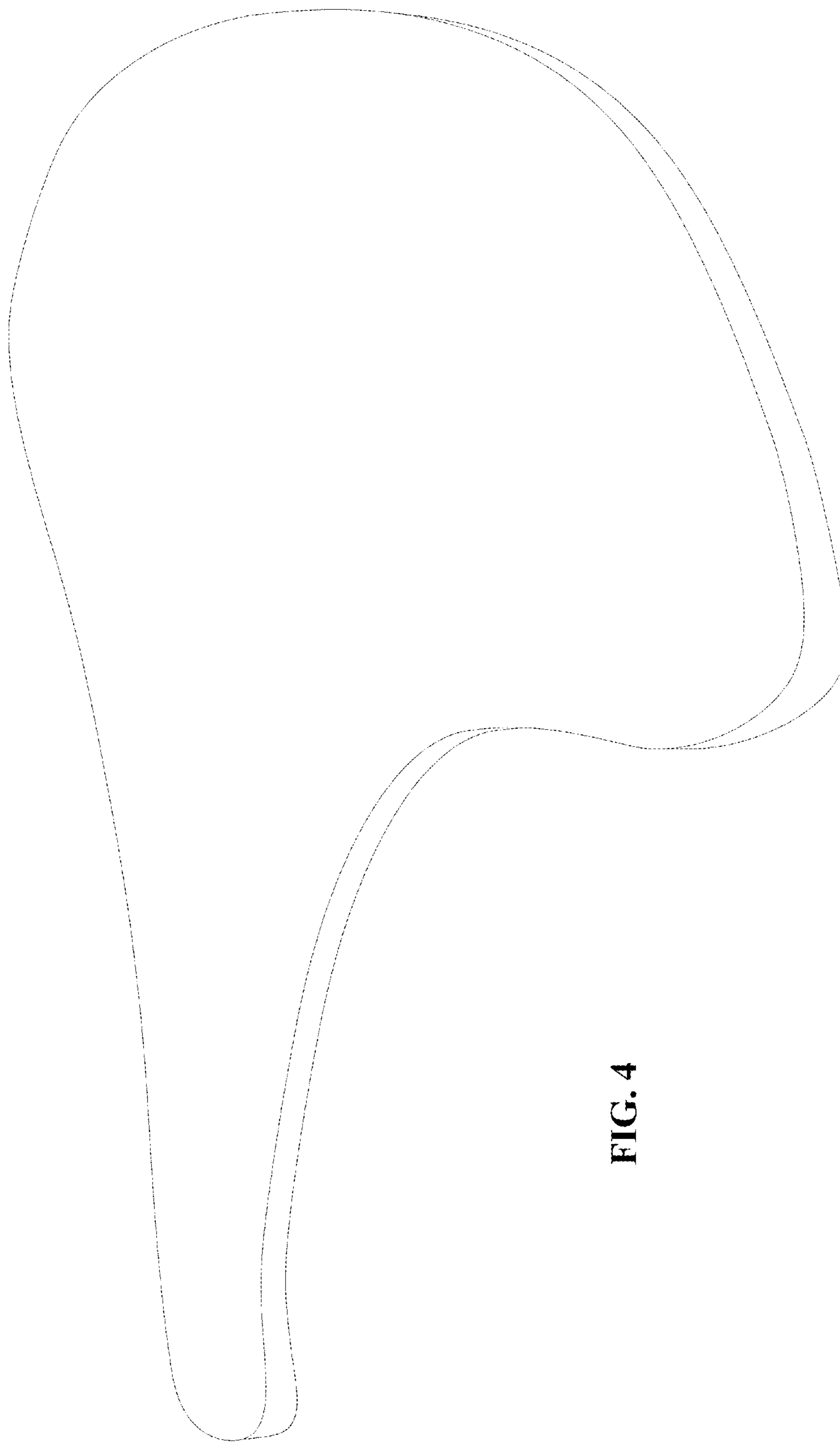


FIG. 4

**FIG. 5**


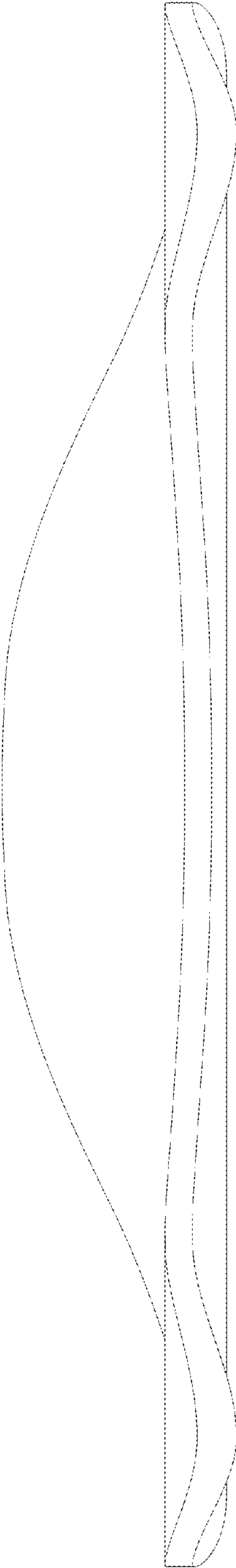
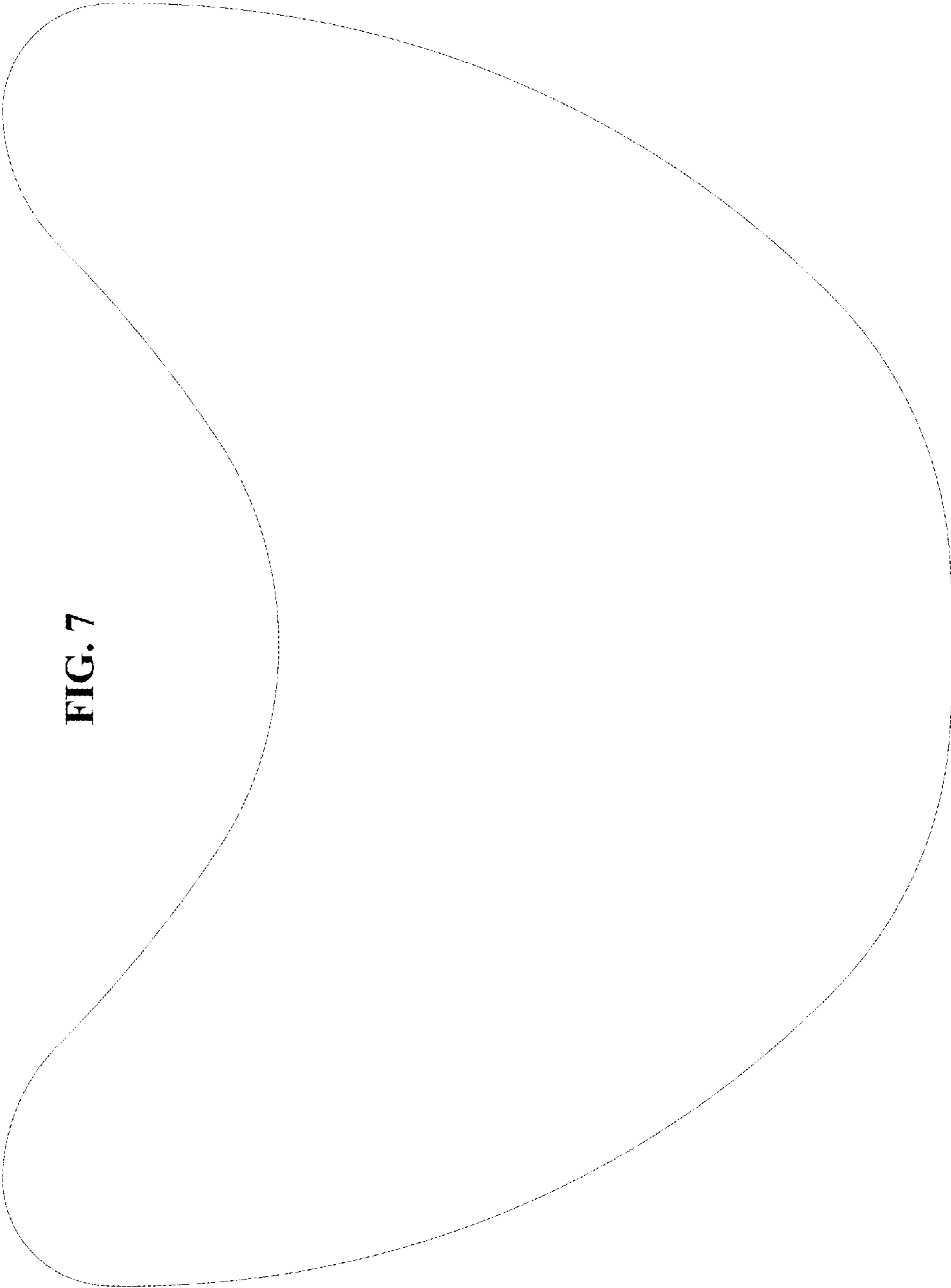


FIG. 6





**FIG. 7**