



US00D702453S

(12) **United States Design Patent**
Cohen

(10) **Patent No.:** **US D702,453 S**
(45) **Date of Patent:** **** Apr. 15, 2014**

(54) **JEWELRY AND SCARF ORGANIZER**

D387,929 S * 12/1997 Stewart D6/513
D429,897 S * 8/2000 Rogman et al. D6/571
D544,274 S * 6/2007 Hume D6/553

(71) Applicant: **Wiesner Products Inc.**, New York, NY
(US)

* cited by examiner

(72) Inventor: **Samuel V Cohen**, Brooklyn, NY (US)

Primary Examiner — Brian N Vinson

(73) Assignee: **Wiesner Products Inc.**, New York, NY
(US)

(74) *Attorney, Agent, or Firm* — Andrew S. Langsam; Pryor
Cashman LLP

(**) Term: **14 Years**

(57) **CLAIM**

(21) Appl. No.: **29/471,150**

The ornamental design for a jewelry and scarf organizer, as
shown and described.

(22) Filed: **Oct. 29, 2013**

(51) **LOC (10) Cl.** **06-06**

(52) **U.S. Cl.**
USPC **D6/513**

(58) **Field of Classification Search**
USPC D6/512, 513, 514, 524, 525, 553, 567,
D6/569, 315, 317, 318; 206/6.1, 349,
206/362.2, 568; 211/13.1, 10, 86.01, 87.01,
211/85.2, 113

See application file for complete search history.

(56) **References Cited**

U.S. PATENT DOCUMENTS

4,401,219 A * 8/1983 Mink D6/513
5,209,344 A * 5/1993 Smith D6/513

DESCRIPTION

FIG. 1 is a front, perspective view of the preferred embodi-
ment of the jewelry and scarf organizer of the present inven-
tion;

FIG. 2 is a front elevational view thereof;

FIG. 3 is a rear elevational view thereof;

FIG. 4 is a right side elevational view thereof;


FIG. 5 is a left side elevational view thereof;

FIG. 6 is top plan view thereof; and,

FIG. 7 is a bottom plan view.

The broken lines shown in the drawings and FIGS. are
included for the purpose of illustrating the environmental
structure and form no part of the claimed design.

1 Claim, 5 Drawing Sheets



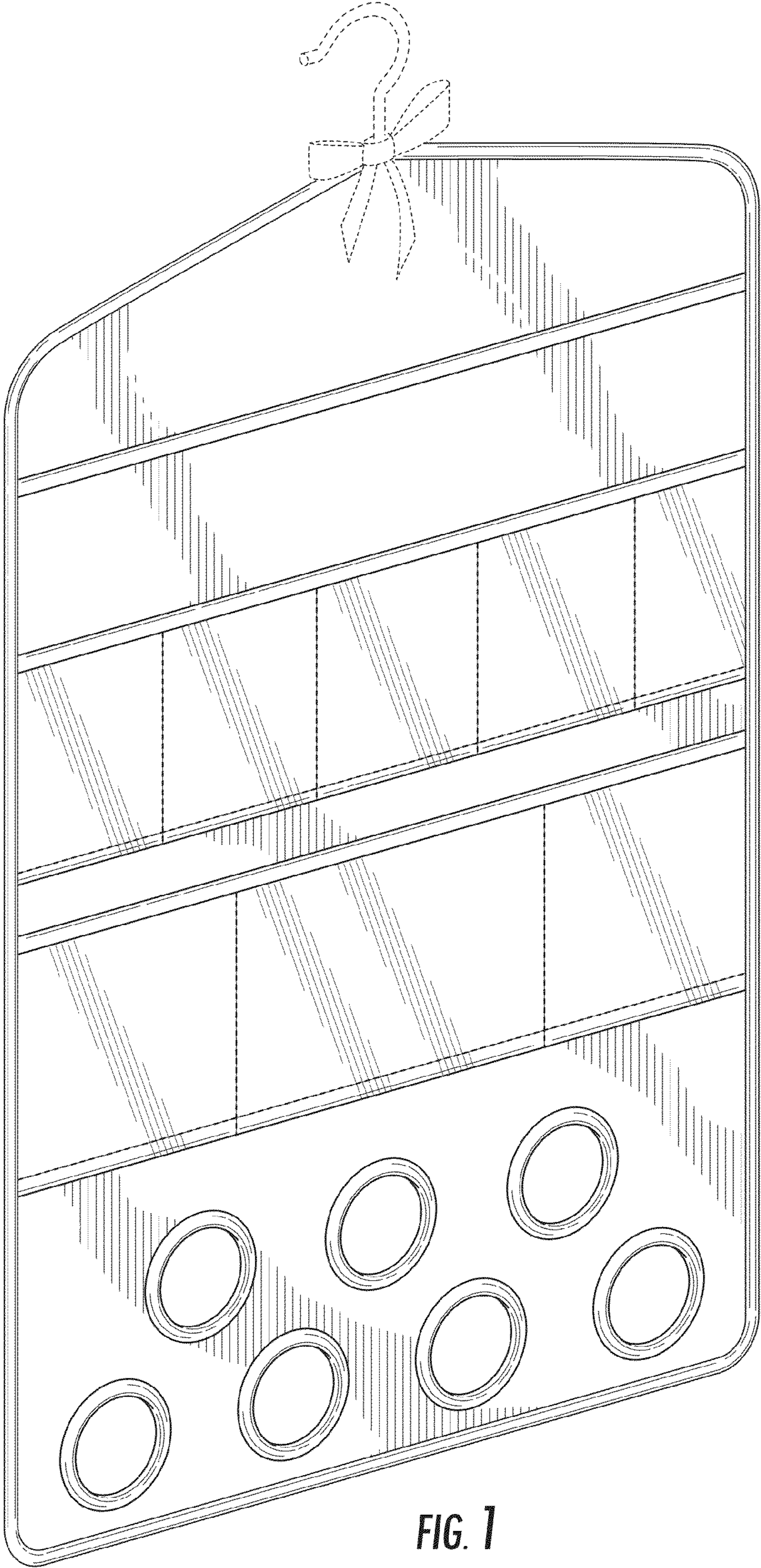


FIG. 1




FIG. 2

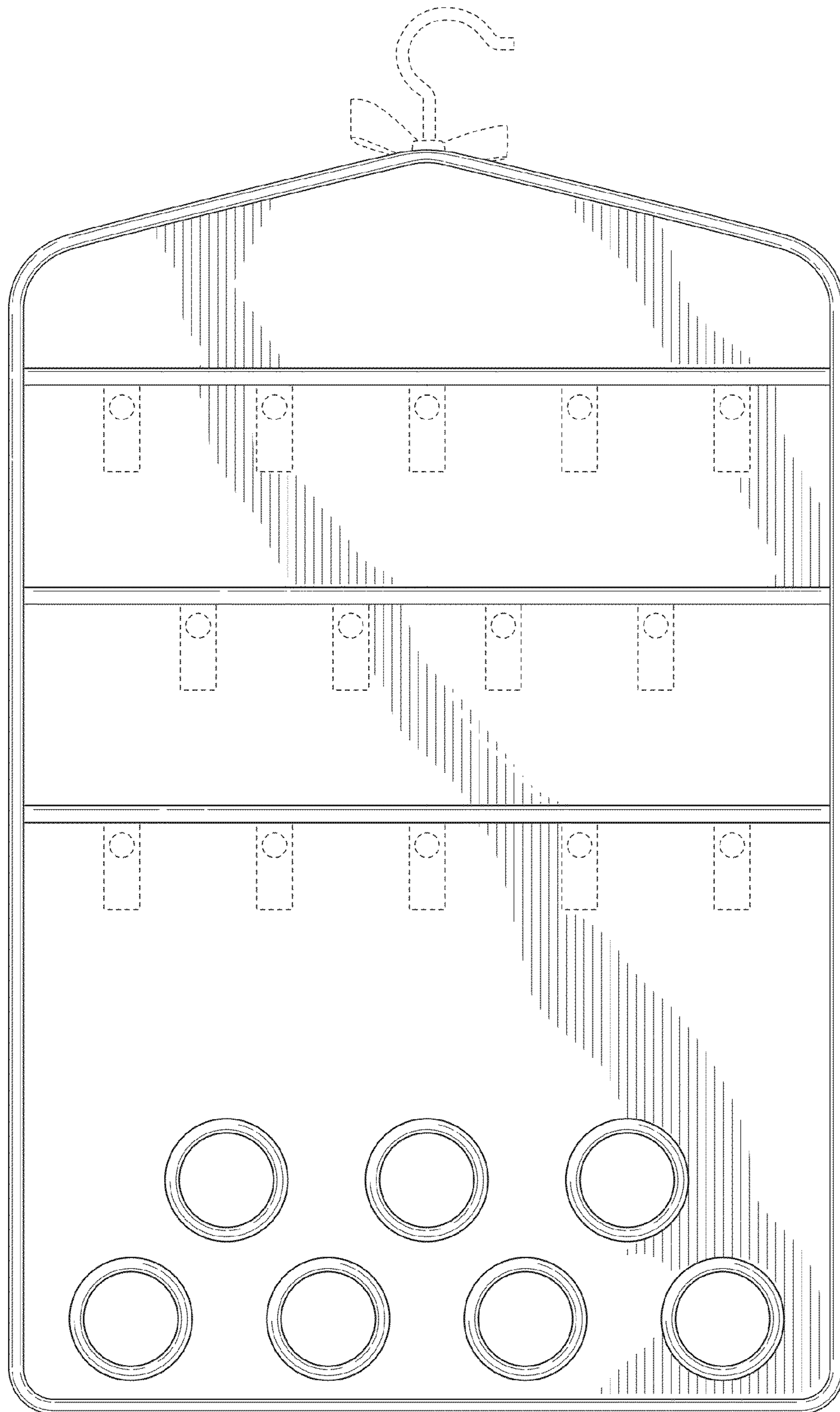


FIG. 3

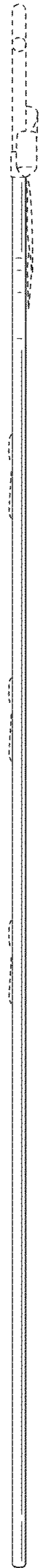


FIG. 4

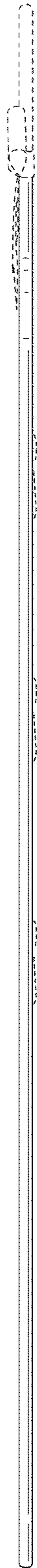


FIG. 5




FIG. 6




FIG. 7