



US00D702451S

(12) **United States Design Patent**
Hayon

(10) **Patent No.:** **US D702,451 S**
(45) **Date of Patent:** **** Apr. 15, 2014**

(54) **CHAIR**

- (71) Applicant: **Fritz Hansen A/S**, Allerød (DK)
- (72) Inventor: **Jaime Hayon**, Valencia (ES)
- (73) Assignee: **Fritz Hansen A/S**, Allerød (DK)
- (**) Term: **14 Years**
- (21) Appl. No.: **29/460,032**
- (22) Filed: **Jul. 7, 2013**

(30) **Foreign Application Priority Data**

Jan. 28, 2013 (WO) 716680301

(51) **LOC (10) Cl.** **06-01**

(52) **U.S. Cl.**
USPC **D6/375**

(58) **Field of Classification Search**

USPC D6/334-336, 344-356, 360-381, 388,
D6/403, 491-502, 692, 708, 716,
D6/716.2-716.4; 297/16.1, 22, 31, 35,
297/135, 217.1, 228.12, 248, 256.16, 271.6,
297/284.4-284.5, 291, 297, 302.4, 411.2,
297/411.27-411.29, 411.43, 423.1, 423.12,
297/440.11, 440.15, 440.21-440.24, 448.1,
297/451.4, 452.13, 452.19, 452.21, 452.27,
297/452.29, 452.3, 452.41, 452.56, 452.64

See application file for complete search history.

(56) **References Cited**

U.S. PATENT DOCUMENTS

D138,511	S	*	8/1944	Dreyfuss	D6/356
D196,720	S	*	10/1963	Johnson	D6/366
D209,743	S	*	1/1968	Mulhauser, Jr.	D6/366
D252,060	S	*	6/1979	Prevost	D6/334
D527,556	S	*	9/2006	Kita	D6/500
D541,065	S	*	4/2007	Florez et al.	D6/367
D558,468	S	*	1/2008	Lade	D6/334
D601,360	S	*	10/2009	Tierney	D6/367
D646,496	S	*	10/2011	Fukasawa	D6/364
D654,713	S	*	2/2012	Lloyd et al.	D6/366
D677,918	S	*	3/2013	Citterio	D6/366
D683,551	S	*	6/2013	Wu	D6/366
2011/0278884	A1	*	11/2011	Marchesi	297/135

* cited by examiner

Primary Examiner — Ricky Pham

(74) *Attorney, Agent, or Firm* — Renner, Otto, Boisselle & Sklar, LLP

(57) **CLAIM**

The ornamental design for a chair, as shown and described.

DESCRIPTION

FIG. 1 is a perspective view of a chair showing my new design.

FIG. 2 is a front view thereof.

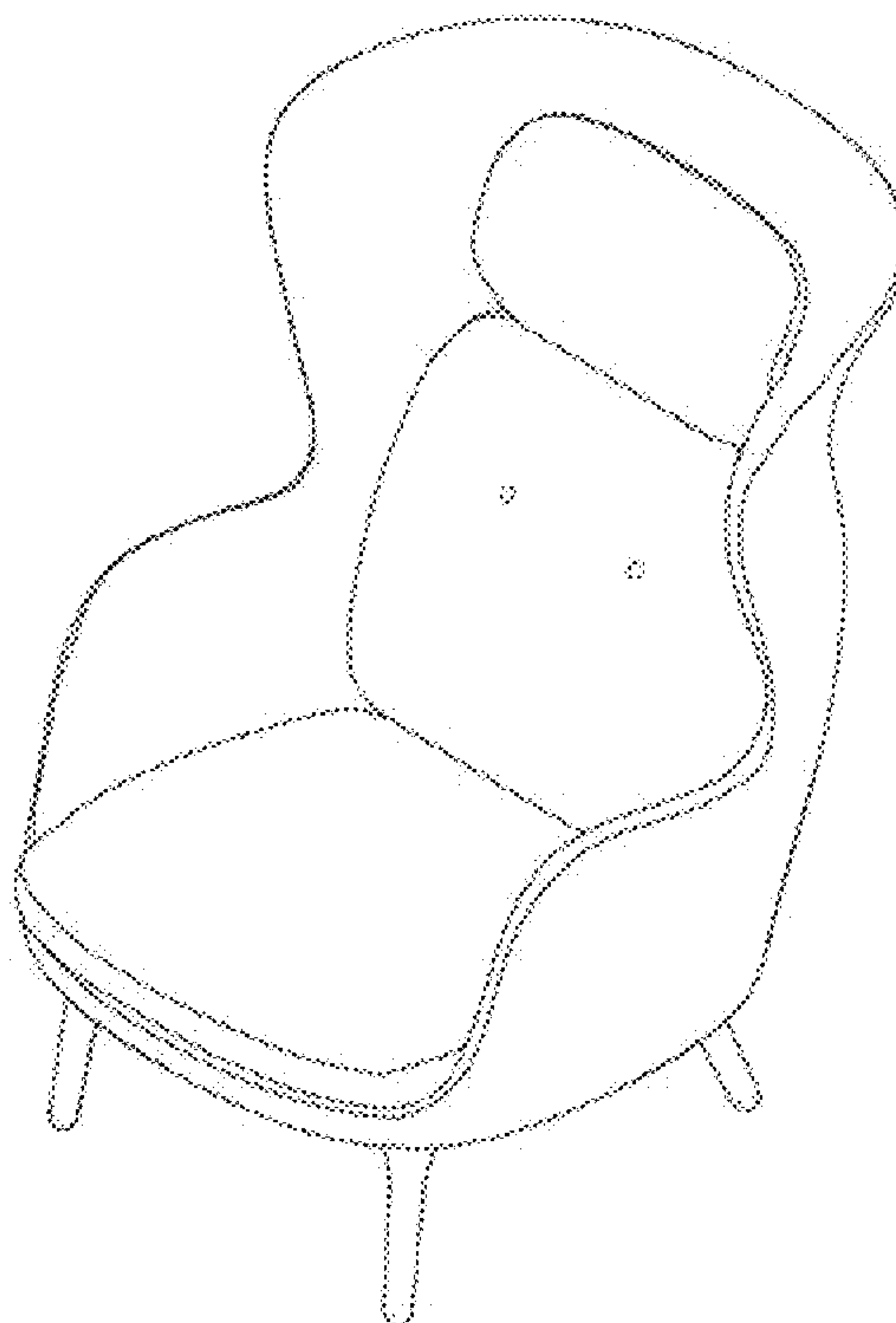
FIG. 3 is a rear view thereof.

FIG. 4 is a left side view thereof, a right side view being a mirror image thereof; and,

FIG. 5 is a top view thereof.

Any unshown surfaces do not contain any ornamental features that contribute to the claimed design.

1 Claim, 5 Drawing Sheets



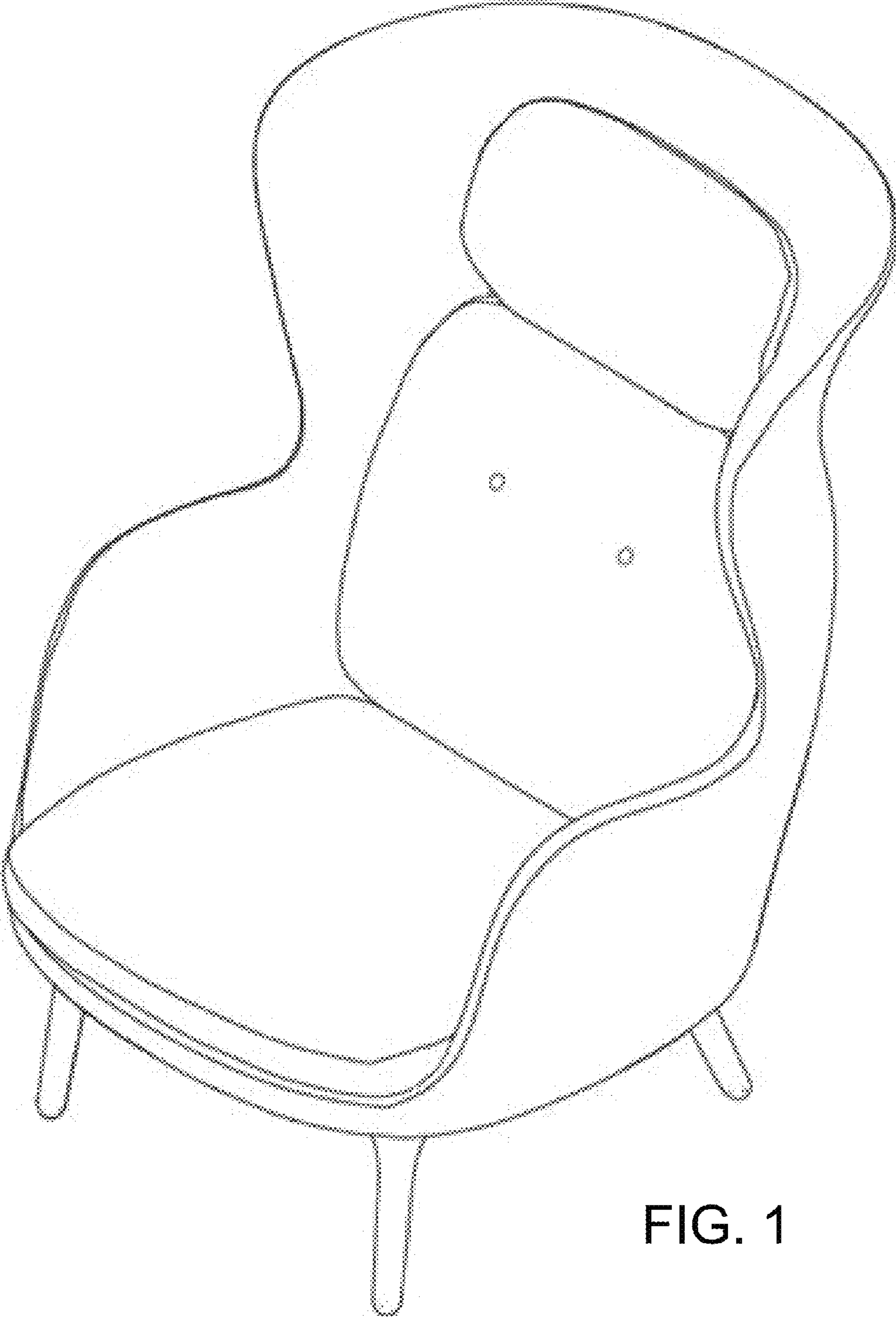


FIG. 1

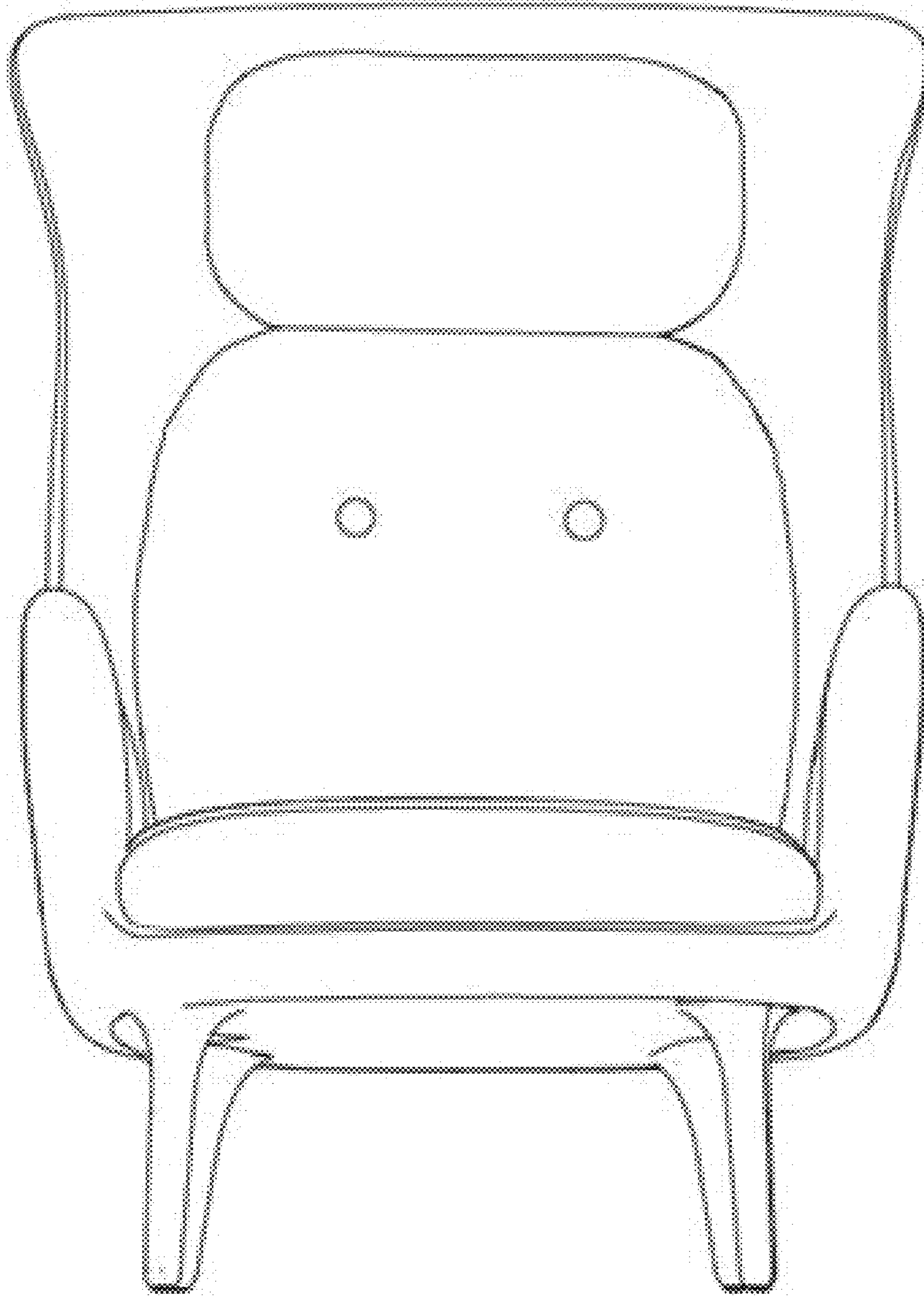


FIG. 2

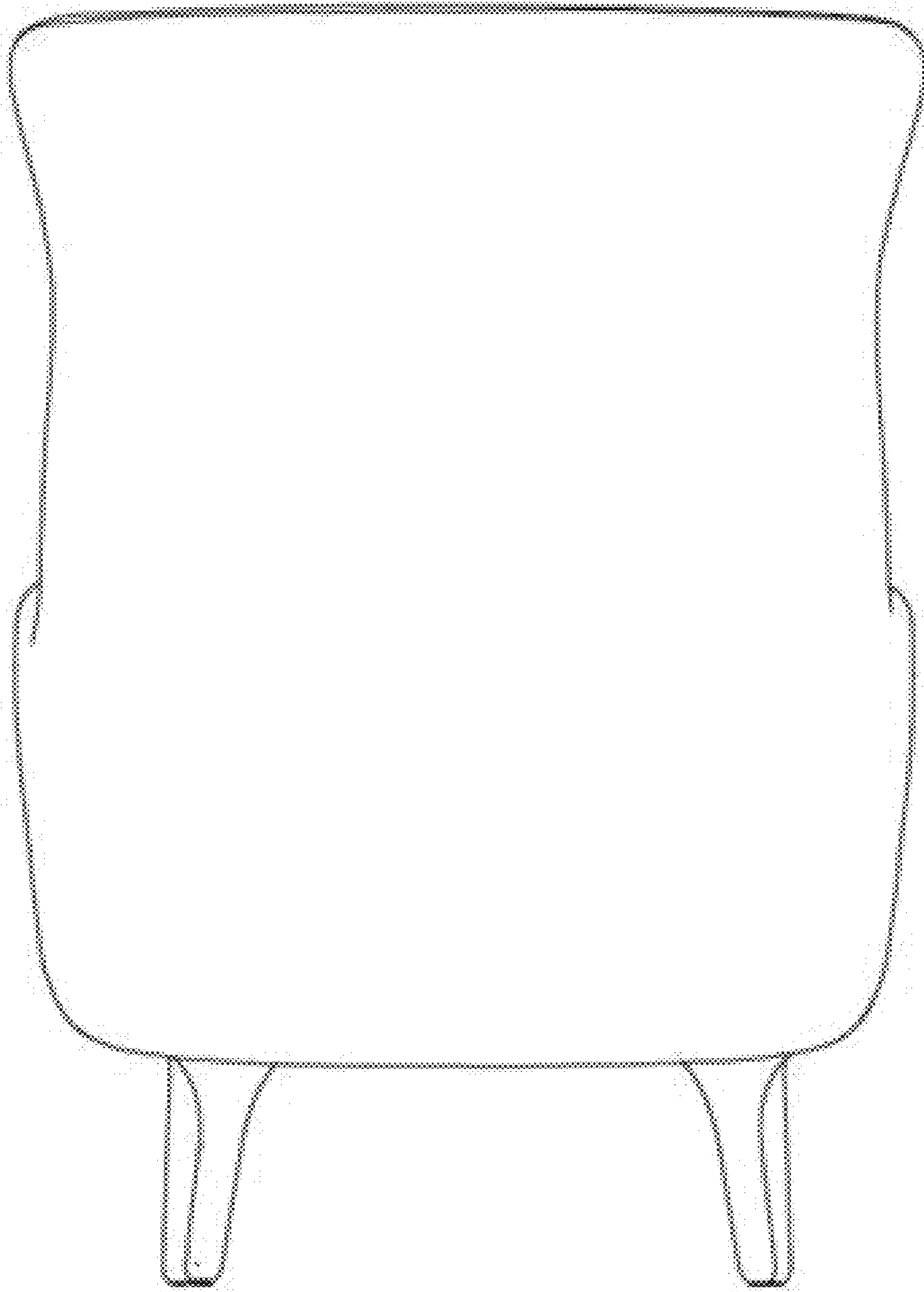


FIG. 3




FIG. 4

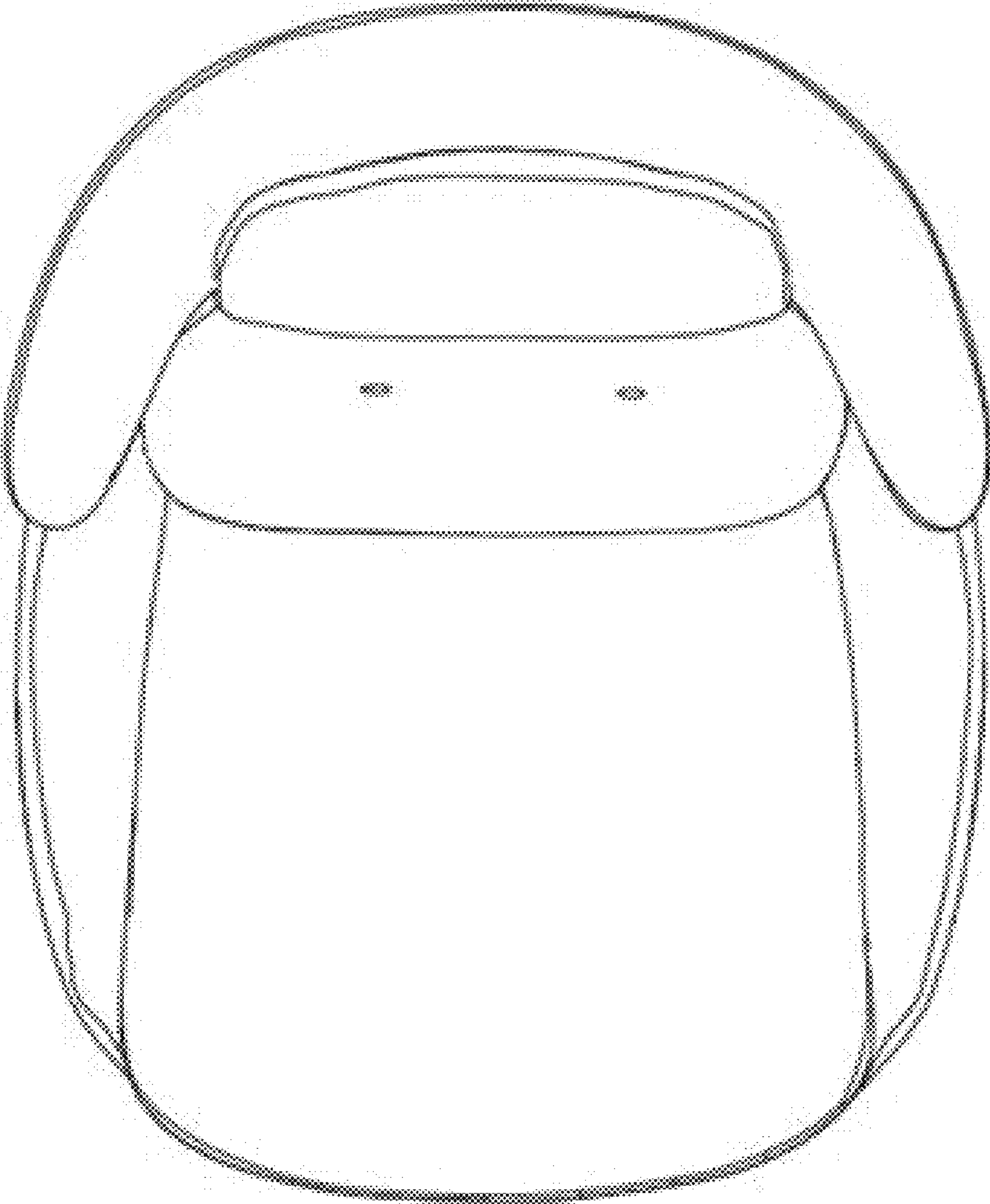


FIG. 5