

US00D702448S

(12) **United States Design Patent**
Boyle

(10) **Patent No.:** **US D702,448 S**
(45) **Date of Patent:** **** Apr. 15, 2014**

- (54) **PRINTED COOLING MATERIAL**
- (75) Inventor: **Tim Boyle**, Portland, OR (US)
- (73) Assignee: **Columbia Sportswear North America, Inc.**, Portland, OR (US)
- (**) Term: **14 Years**
- (21) Appl. No.: **29/420,702**
- (22) Filed: **May 11, 2012**
- (51) **LOC (10) Cl.** **05-05**
- (52) **U.S. Cl.**
USPC **D5/61**
- (58) **Field of Classification Search**
USPC D5/4, 43, 47, 50, 53, 55-63, 99, 1, 2, 3;
D19/1, 5; D32/43; D6/602, 612; 2/900;
5/490, 495; 15/208; 112/401, 416, 439;
139/383 R, 383 B; 428/32, 66.5, 85,
428/151, 152, 187, 542.6; D2/742, 840,
D2/853

6,387,459	B1 *	5/2002	Weder	428/29
6,687,931	B1 *	2/2004	Benavides	5/490
D489,537	S *	5/2004	Wong et al.	D5/53
D516,821	S *	3/2006	Wu	D5/53
D523,643	S *	6/2006	Delaney et al.	D5/53
7,226,879	B2 *	6/2007	Tilton et al.	442/327
D551,407	S *	9/2007	Caruso et al.	D32/40
7,467,593	B2 *	12/2008	Jurnovoy	112/475.18
D631,262	S *	1/2011	Evans	D5/56
D651,352	S *	12/2011	Snyder	D29/101.1
8,133,824	B2	3/2012	Harber		
8,440,291	B2 *	5/2013	Wiberg et al.	428/195.1
2005/0204449	A1 *	9/2005	Baron et al.	2/69

* cited by examiner

Primary Examiner — Karen S Acker

(74) *Attorney, Agent, or Firm* — Schwabe, Williamson & Wyatt, P.C.

See application file for complete search history.

(56) **References Cited**

U.S. PATENT DOCUMENTS

212,497	A *	2/1879	Perry	52/181
D38,567	S *	5/1907	Sackman	D5/49
D44,890	S *	11/1913	Hutchens	D5/53
D50,840	S *	5/1917	Kocontes	D12/540
D77,481	S *	1/1929	Gross	D5/47
D88,563	S *	12/1932	Lukas	D5/61
D90,603	S *	8/1933	Von Eisenbarth	D5/4
2,808,078	A *	10/1957	Isbouts	139/407
D204,160	S *	3/1966	Clement	D25/157
D217,576	S *	5/1970	Couve	D19/5
5,445,857	A *	8/1995	Nowobilski	428/69
6,087,279	A *	7/2000	Laun	442/402
D455,563	S *	4/2002	Giombini	D5/56
D456,148	S *	4/2002	Giombini	D5/58

(57) **CLAIM**

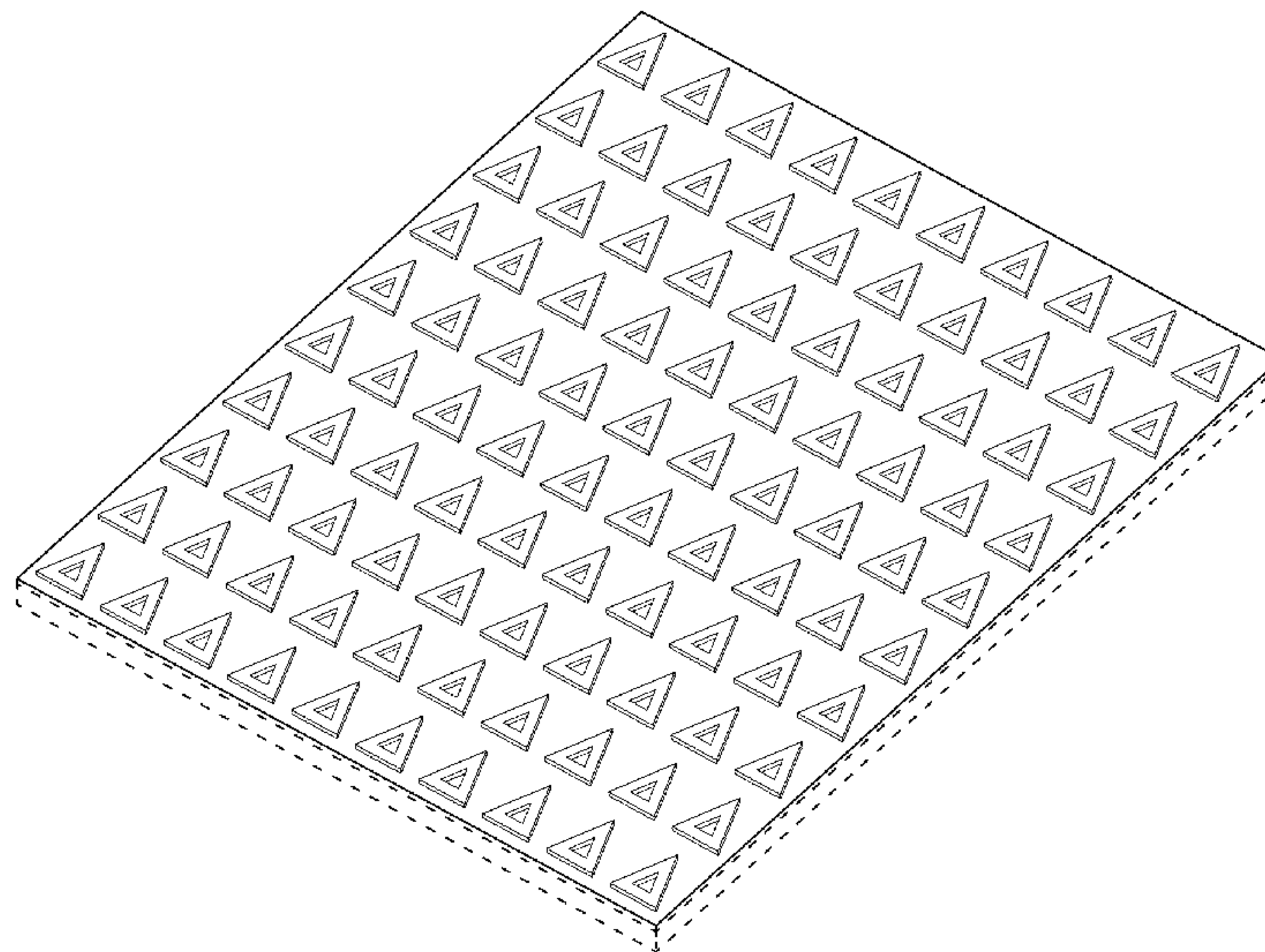
I claim the ornamental design for a printed cooling material, as shown and described.

DESCRIPTION

FIG. 1 is a front view of a printed cooling material, showing my new design;
 FIG. 2 is a back view thereof;
 FIG. 3 is a top view thereof;
 FIG. 4 is a bottom view thereof;
 FIG. 5 is a right side view thereof;
 FIG. 6 is a left side view thereof;
 FIG. 7 is a cross-sectional view thereof; and,
 FIG. 8 is a perspective view thereof.

The claim is directed to the triangle elements drawn in solid lines and the areas within these elements arranged vertically and horizontally on a square sheet. The broken lines representing the back and the depth of the design represent unclaimed portions of the printed cooling material and form no part of the claimed design.

1 Claim, 4 Drawing Sheets






Fig. 1



Fig. 2

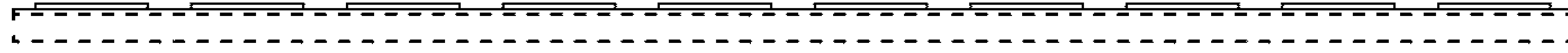


Fig. 3

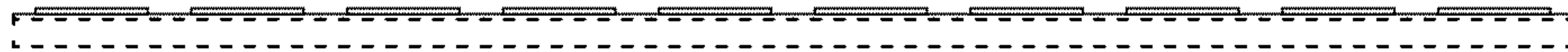


Fig. 4




Fig. 5

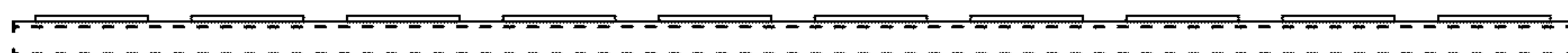


Fig. 6




Fig. 7

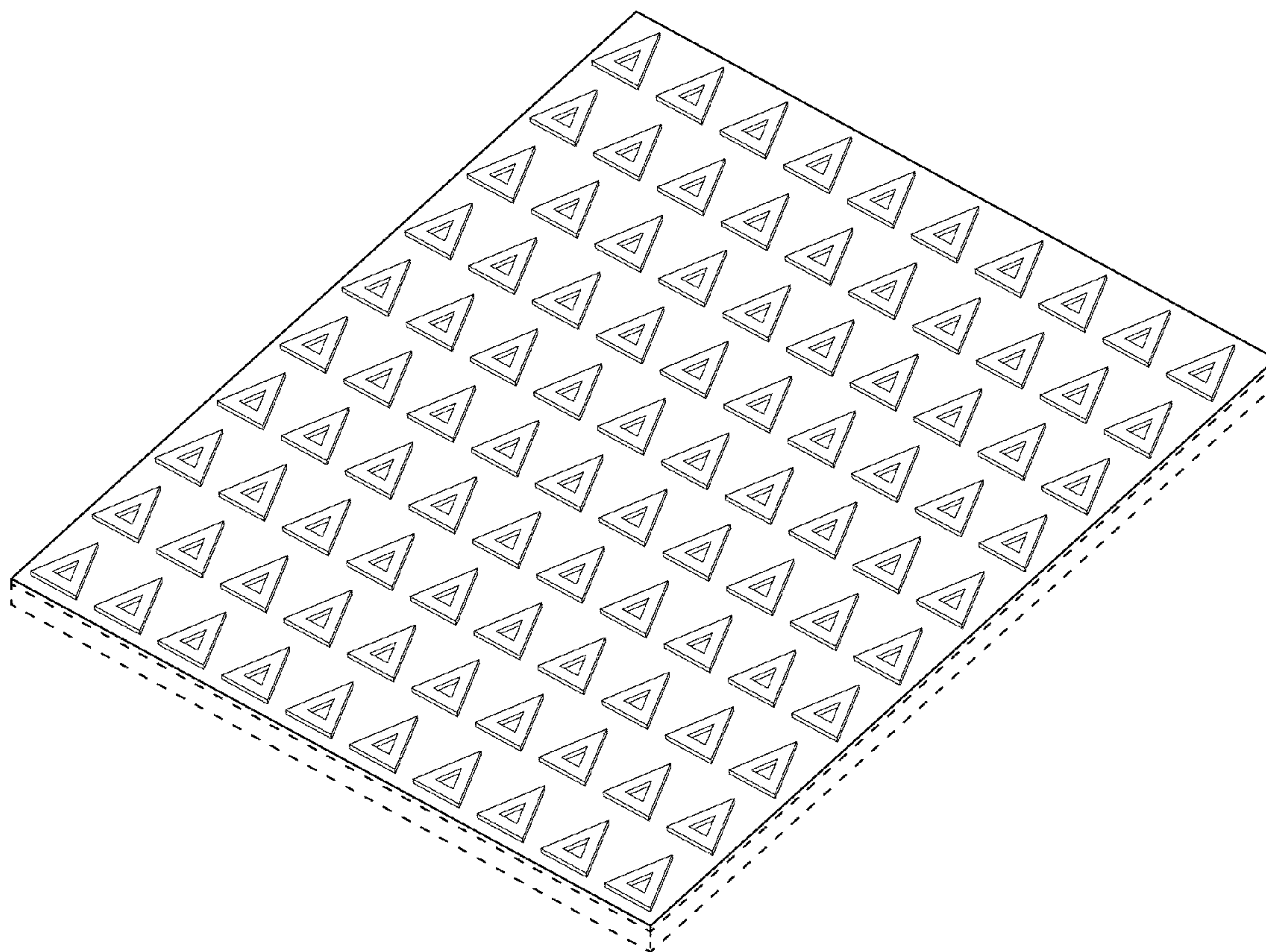


Fig. 8