



US00D702447S

(12) **United States Design Patent**
Boyle

(10) **Patent No.:** **US D702,447 S**
(45) **Date of Patent:** **** Apr. 15, 2014**

- (54) **PRINTED COOLING MATERIAL**
- (75) Inventor: **Tim Boyle**, Portland, OR (US)
- (73) Assignee: **Columbia Sportswear North America, Inc.**, Portland, OR (US)
- (**) Term: **14 Years**
- (21) Appl. No.: **29/420,695**
- (22) Filed: **May 11, 2012**
- (51) **LOC (10) Cl.** **05-05**
- (52) **U.S. Cl.**
USPC **D5/61**
- (58) **Field of Classification Search**
USPC D5/4, 43, 47, 50, 53, 55-63, 99, 1, 2, 3;
D19/1, 5; D32/43; D6/602, 612; 2/900;
5/490, 495; 15/208; 112/401, 416, 439;
139/383 R, 383 B; 428/32, 66.5, 85,
428/151, 152, 187, 542.6; D2/742, 840,
D2/853

See application file for complete search history.

(56) **References Cited**

U.S. PATENT DOCUMENTS

D9,889 S *	1/1877	Hutchinson	D5/58
D38,567 S *	5/1907	Sackman	D5/49
D42,248 S *	2/1912	Schaetzel	D5/59
D74,199 S *	1/1928	Sweeny	D5/59
1,945,024 A *	1/1934	Coil et al.	162/116
D104,488 S *	5/1937	Turiansky	D5/59
2,116,771 A *	5/1938	Seaman	428/153
2,166,367 A *	7/1939	Norris	205/70
D116,421 S *	8/1939	Turpan	D5/59
2,705,686 A *	4/1955	Petterson et al.	428/198
2,809,455 A *	10/1957	De Haven	428/9
3,033,723 A *	5/1962	Mead	428/166
3,832,267 A *	8/1974	Liu	428/167
4,696,706 A *	9/1987	Griffin et al.	156/62

D321,598 S *	11/1991	Cerny	D5/61
5,455,109 A *	10/1995	Atkinson et al.	428/171
6,050,040 A *	4/2000	Jones	52/390
D506,510 S *	6/2005	Yasuoka et al.	D20/10
D537,257 S *	2/2007	Yasuoka	D5/99
D549,967 S *	9/2007	Wing	D5/61
D632,896 S *	2/2011	Sanders et al.	D5/58
D655,921 S *	3/2012	Snyder	D5/58
8,133,824 B2	3/2012	Harber	
8,440,291 B2 *	5/2013	Wiberg et al.	428/195.1
2005/0204449 A1 *	9/2005	Baron et al.	2/69
2013/0042390 A1 *	2/2013	Blackford	2/243.1

* cited by examiner

Primary Examiner — Karen S Acker

(74) *Attorney, Agent, or Firm* — Schwabe, Williamson & Wyatt, P.C.

(57) **CLAIM**

I claim the ornamental design for a printed cooling material, as shown and described.

DESCRIPTION

FIG. 1 is a front view of a printed cooling material, showing my new design;

FIG. 2 is a back view thereof;

FIG. 3 is a top view thereof;

FIG. 4 is a bottom view thereof;

FIG. 5 is a right side view thereof;

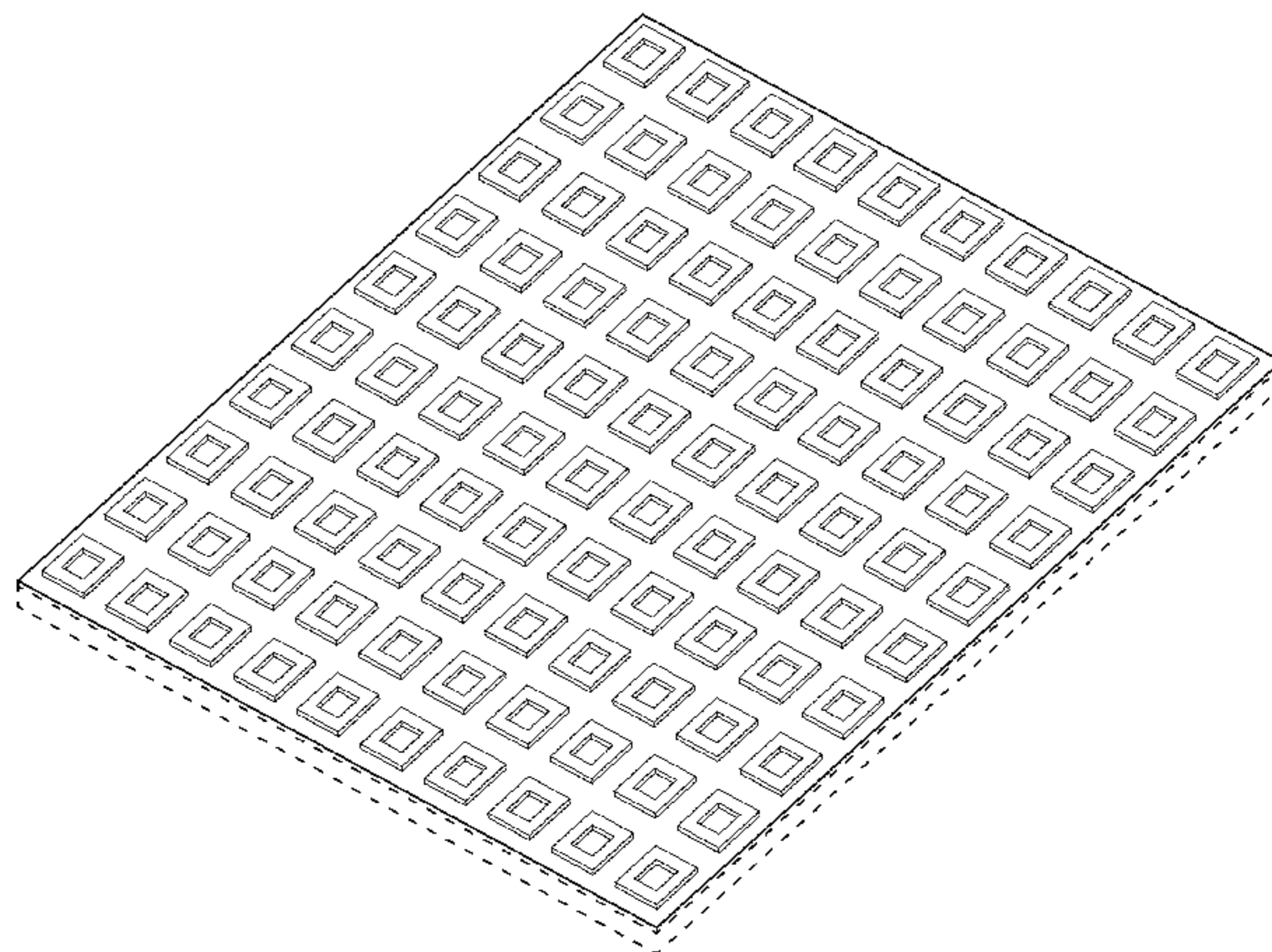

FIG. 6 is a left side view thereof;

FIG. 7 is a cross-sectional view thereof; and,

FIG. 8 is a perspective view thereof.

The claim is directed to the square elements drawn in solid lines and the areas within these elements arranged vertically and horizontally on a square sheet. The broken lines representing the back and the depth of the design represent unclaimed portions of the printed cooling material and form no part of the claimed design.

1 Claim, 4 Drawing Sheets






Fig. 1




Fig. 2

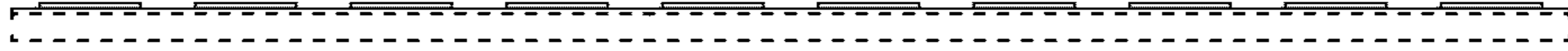


Fig. 3




Fig. 4



Fig. 5

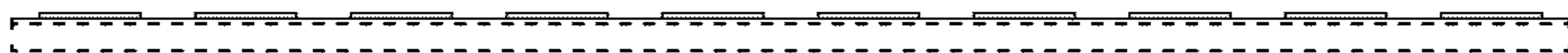


Fig. 6



Fig. 7

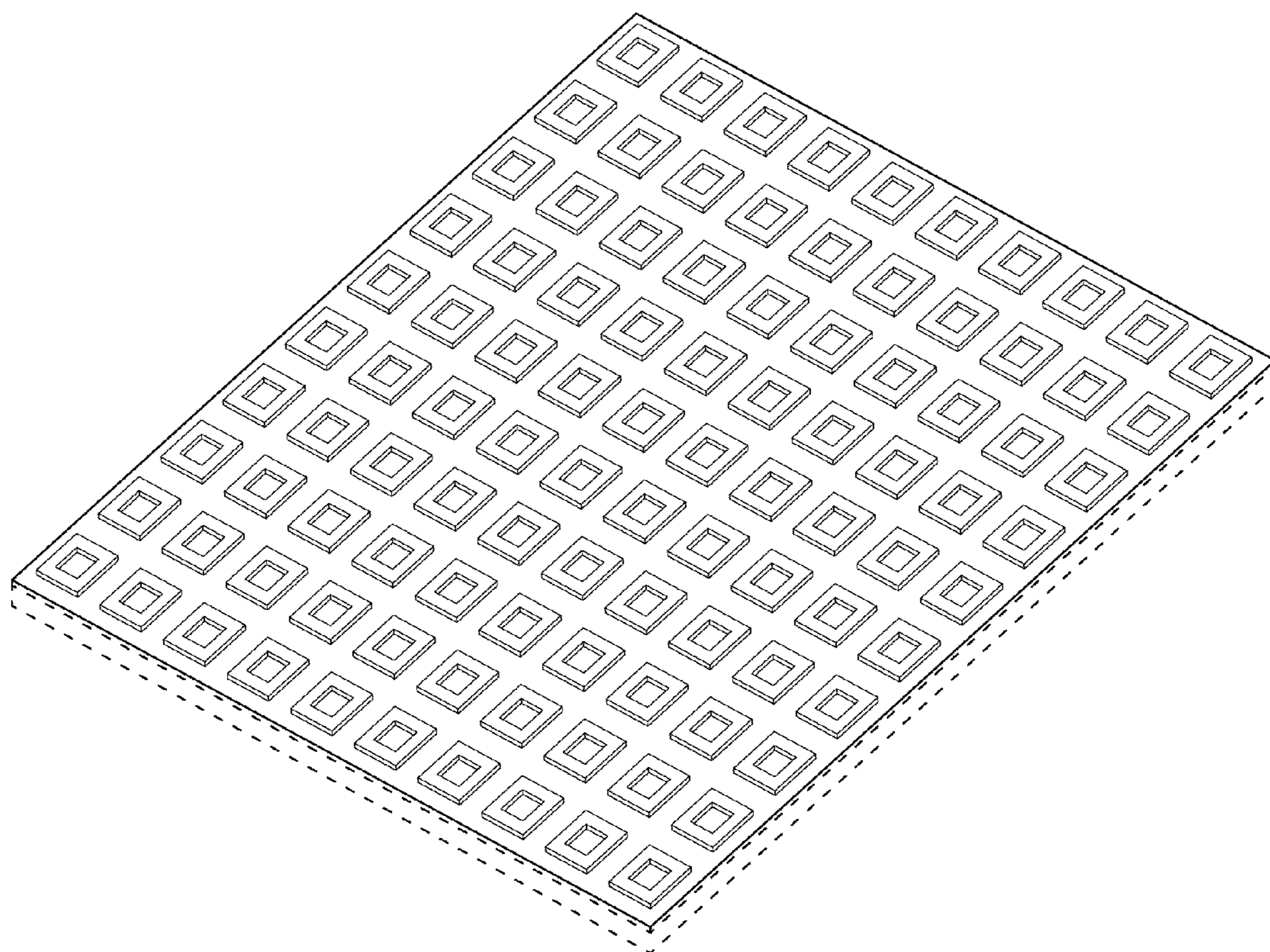


Fig. 8