



US00D702446S

(12) **United States Design Patent**
Boyle

(10) **Patent No.:** **US D702,446 S**
(45) **Date of Patent:** **** Apr. 15, 2014**

(54) **PRINTED COOLING MATERIAL**
(75) Inventor: **Tim Boyle**, Portland, OR (US)
(73) Assignee: **Columbia Sportswear North America, Inc.**, Portland, OR (US)
(**) Term: **14 Years**
(21) Appl. No.: **29/420,693**
(22) Filed: **May 11, 2012**
(51) **LOC (10) Cl.** **05-05**
(52) **U.S. Cl.**
USPC **D5/61**
(58) **Field of Classification Search**
USPC D5/4, 43, 47, 50, 53, 55-63, 99, 1, 2, 3;
D19/1, 5; D32/43; D6/602, 612; 2/900;
5/490, 495; 15/208; 112/401, 416, 439;
139/383 R, 383 B; 428/32, 66.5, 85,
428/151, 152, 187, 542.6; D2/742, 840,
D2/853
See application file for complete search history.

D392,466 S * 3/1998 Kendall et al. D5/53
D395,780 S * 7/1998 Denney et al. D6/596
5,817,394 A * 10/1998 Alikhan et al. 428/137
6,329,040 B1 * 12/2001 Oshima et al. 428/156
6,387,459 B1 * 5/2002 Weder 428/29
6,446,289 B1 * 9/2002 Su et al. 5/709
D475,856 S * 6/2003 Karul et al. D5/53
7,182,837 B2 * 2/2007 Chen et al. 162/134
D582,618 S * 12/2008 Caruso et al. D32/40
D586,128 S * 2/2009 Bruun et al. D5/53
7,615,276 B1 * 11/2009 Goodson 428/195.1
D620,715 S * 8/2010 Spitzer D5/37
D653,400 S * 1/2012 Snyder D29/101.1
8,133,824 B2 3/2012 Harber
8,397,542 B2 * 3/2013 Tokumoto et al. 66/191
2005/0204449 A1 * 9/2005 Baron et al. 2/69

* cited by examiner

Primary Examiner — Karen S Acker

(74) *Attorney, Agent, or Firm* — Schwabe, Williamson & Wyatt, P.C.

(57) **CLAIM**

I claim the ornamental design for a printed cooling material, as shown and described.

DESCRIPTION

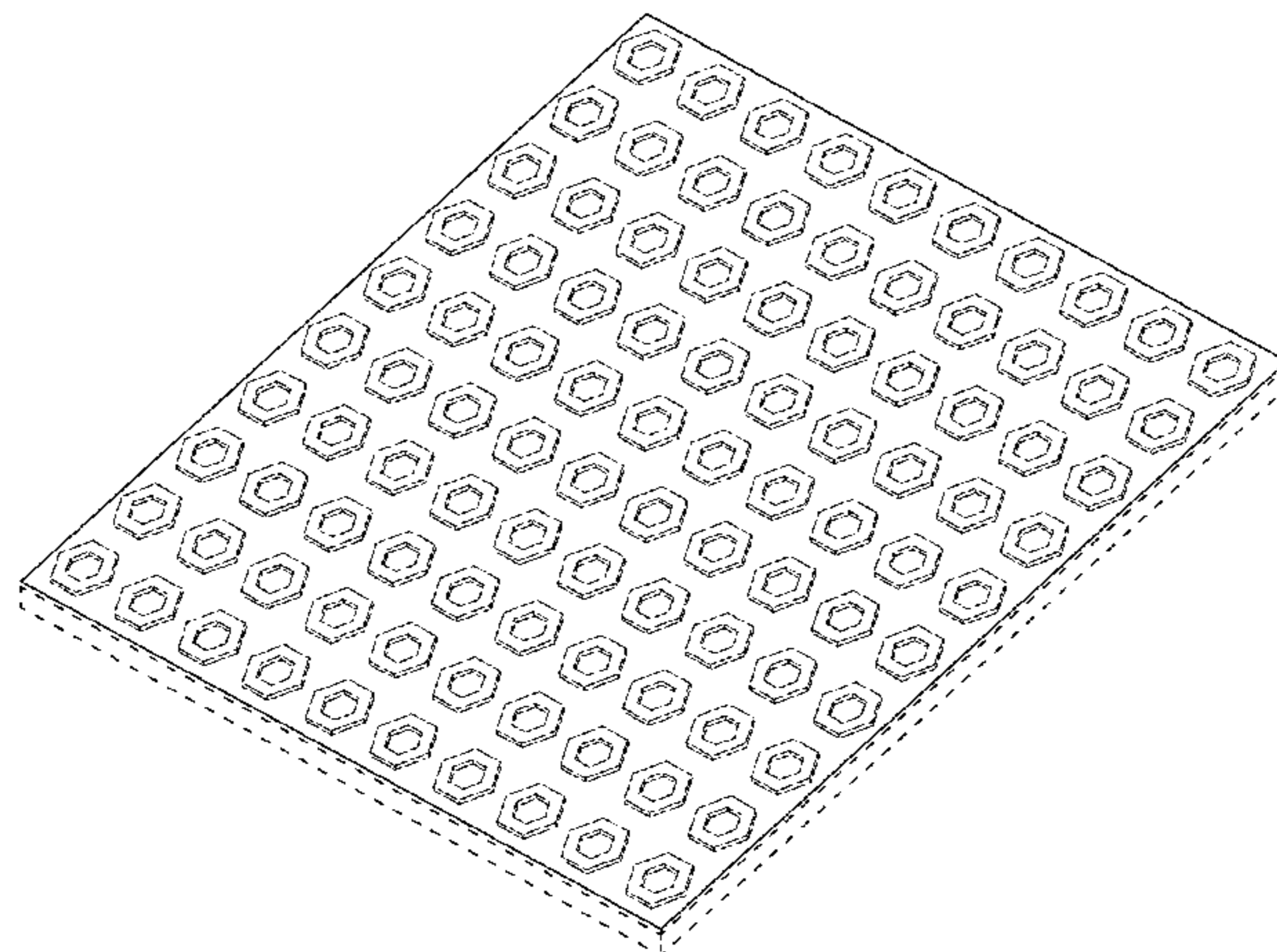
FIG. 1 is a front view of a printed cooling material, showing my new design;
FIG. 2 is a back view thereof;
FIG. 3 is a top view thereof;
FIG. 4 is a bottom view thereof;
FIG. 5 is a right side view thereof;
FIG. 6 is a left side view thereof;
FIG. 7 is a cross-sectional view thereof; and,
FIG. 8 is a perspective view thereof.
The claim is directed to the hexagon elements drawn in solid lines and the areas within these elements arranged vertically and horizontally on a square sheet. The broken lines representing the back and the depth of the design represent unclaimed portions of the printed cooling material and form no part of the claimed design.

1 Claim, 4 Drawing Sheets

(56) **References Cited**

U.S. PATENT DOCUMENTS

D18,426 S * 7/1888 Koskul D25/158
D61,166 S * 7/1922 Kress D19/5
D65,736 S * 10/1924 Groman D5/59
D87,993 S * 10/1932 Aemisegger D5/59
RE19,494 E * 3/1935 Glidden et al. 442/306
D113,267 S * 2/1939 Lehmann D5/62
2,460,654 A * 2/1949 Reinstein 428/52
2,705,686 A * 4/1955 Petterson et al. 428/198
3,387,077 A * 6/1968 Sammons et al. 264/154
3,832,267 A * 8/1974 Liu 428/167
4,035,217 A * 7/1977 Kennette et al. 156/279
D268,962 S * 5/1983 Adams et al. D5/1
4,529,480 A * 7/1985 Trokhan 162/109
4,568,596 A * 2/1986 Johnson 428/134
D343,087 S * 1/1994 Kaiser D6/583
5,454,801 A * 10/1995 Lauritzen 604/378
D364,040 S * 11/1995 Suskind D5/1
5,556,509 A * 9/1996 Trokhan et al. 162/111






Fig. 1




Fig. 2

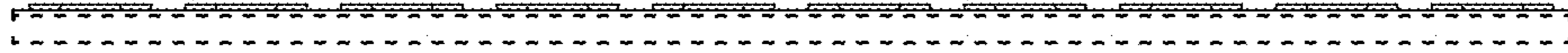


Fig. 3




Fig. 4

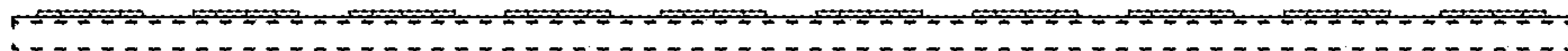


Fig. 5

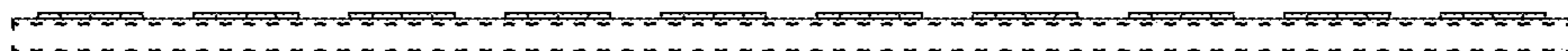


Fig. 6

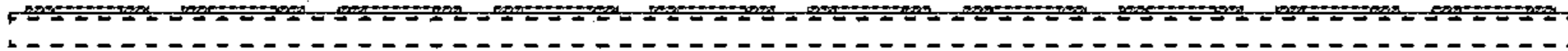


Fig. 7

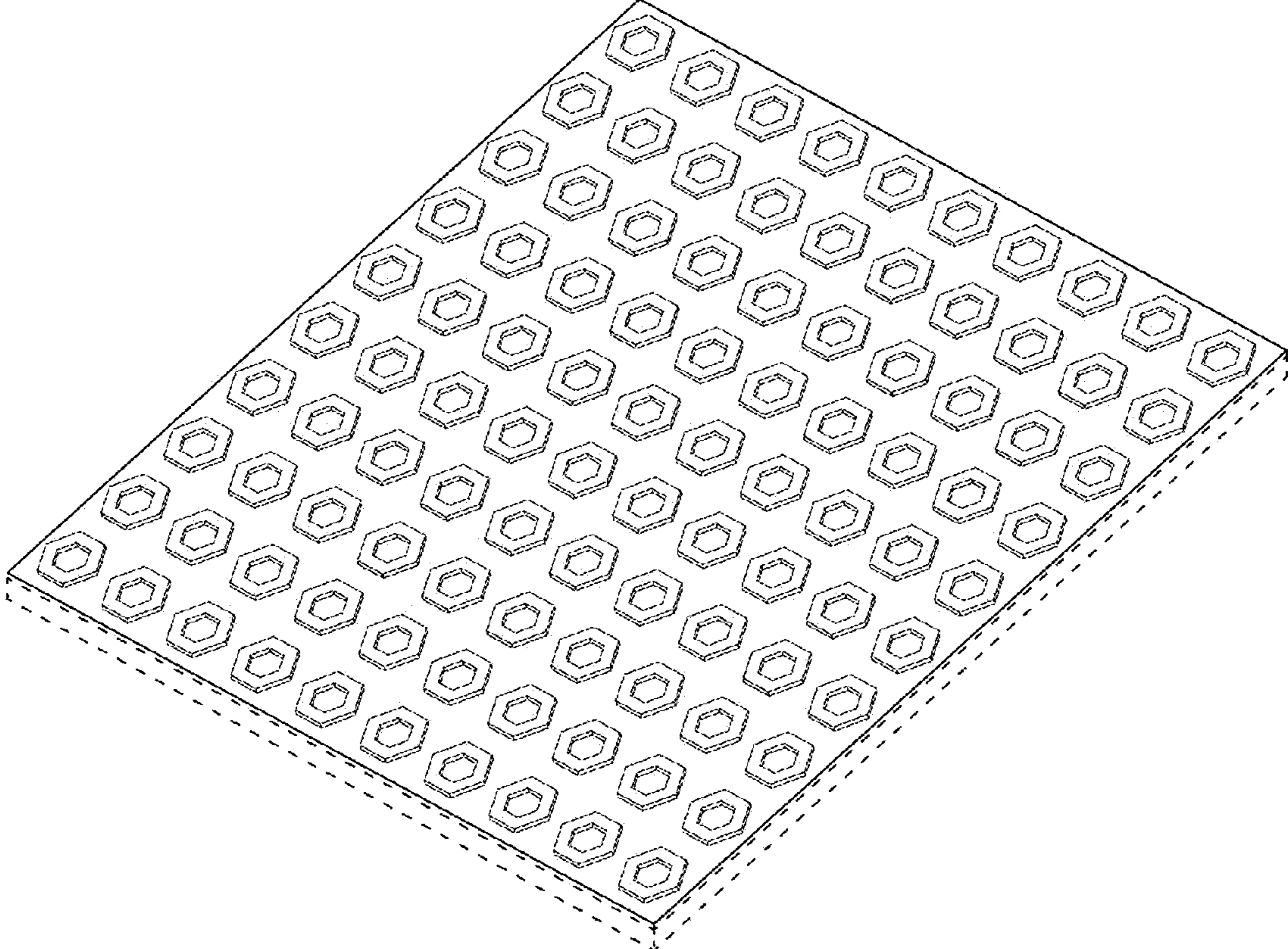


Fig. 8