



US00D702443S

(12) **United States Design Patent**
Boyle

(10) **Patent No.:** **US D702,443 S**

(45) **Date of Patent:** **** Apr. 15, 2014**

(54) **PRINTED COOLING MATERIAL**

(75) Inventor: **Tim Boyle**, Portland, OR (US)

(73) Assignee: **Columbia Sportswear North America, Inc.**, Portland, OR (US)

(**) Term: **14 Years**

(21) Appl. No.: **29/420,700**

(22) Filed: **May 11, 2012**

(51) **LOC (10) Cl.** **05-05**

(52) **U.S. Cl.**
USPC **D5/41**

(58) **Field of Classification Search**
USPC D5/4, 43, 47, 50, 53, 55-63, 99, 1, 2,
D5/3.41; D19/1, 5; D32/43; D6/602, 612;
2/900; 5/490, 495; 15/208; 112/401,
112/416, 439; 139/383 R, 383 B; 428/32,
428/66.5, 85, 151, 152, 187, 542.6;
D2/742, 840, 853; D11/178

See application file for complete search history.

(56) **References Cited**

U.S. PATENT DOCUMENTS

102,267	A *	4/1870	Holt	116/173
364,724	A *	6/1887	Morgan	16/110.1
507,381	A *	10/1893	Newton	40/412
D50,137	S *	1/1917	McKinnon	D5/64
D57,366	S *	3/1921	Masline	D11/180
1,476,426	A *	12/1923	Short	116/174
D115,440	S *	6/1939	Beckendorf	D5/41
D118,726	S *	1/1940	Price	D6/616
D120,289	S *	4/1940	Steffen	D5/41
2,322,891	A *	6/1943	Snyder	116/173
2,809,455	A *	10/1957	De Haven	428/9
D181,688	S *	12/1957	Sylvester et al.	D5/41
D189,178	S *	11/1960	Poisson	D5/41

D257,135	S *	9/1980	Carr	D11/179
4,446,572	A *	5/1984	Lindquist	2/104
4,733,488	A *	3/1988	Yokoyama et al.	40/544
D443,750	S *	6/2001	Reidenbach	D99/34
6,387,459	B1 *	5/2002	Weder	428/29
D462,035	S *	8/2002	Liu	D11/167
6,994,044	B2 *	2/2006	Kwon	112/475.18
7,100,528	B1 *	9/2006	Bottom	116/173
D583,280	S *	12/2008	Moxley et al.	D11/173
D651,538	S *	1/2012	Garzone	D11/178
8,133,824	B2	3/2012	Harber	
D682,735	S *	5/2013	Garzone	D11/178

* cited by examiner

Primary Examiner — Karen S Acker

(74) *Attorney, Agent, or Firm* — Schwabe, Williamson & Wyatt, P.C.

(57) **CLAIM**

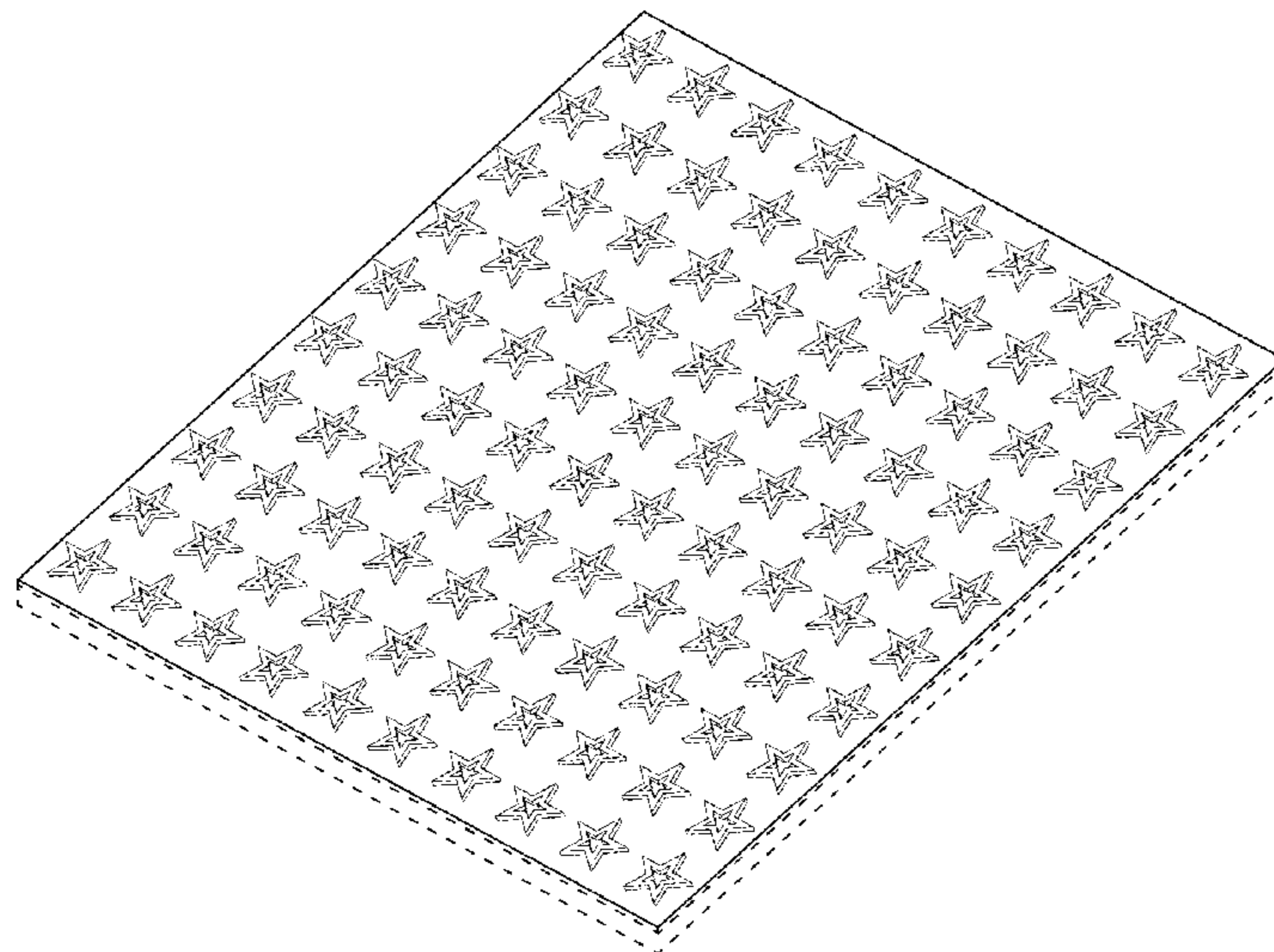
I claim the ornamental design for a printed cooling material, as shown and described.

DESCRIPTION

FIG. 1 is a front view of a printed cooling material, showing my new design;
FIG. 2 is a back view thereof;
FIG. 3 is a top view thereof;
FIG. 4 is a bottom view thereof;
FIG. 5 is a right side view thereof;
FIG. 6 is a left side view thereof;
FIG. 7 is a cross-sectional view thereof; and,
FIG. 8 is a perspective view thereof.

The claim is directed to the star elements drawn in solid lines and the areas within these elements arranged vertically and horizontally on a square sheet. The broken lines representing the back and the depth of the design represent unclaimed portions of the printed cooling material and form no part of the claimed design.

1 Claim, 4 Drawing Sheets






Fig. 1




Fig. 2

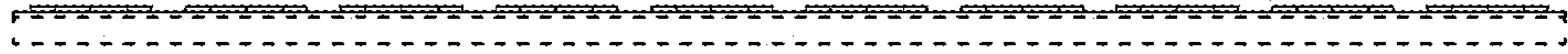


Fig. 3




Fig. 4

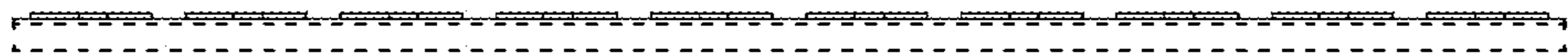


Fig. 5




Fig. 6

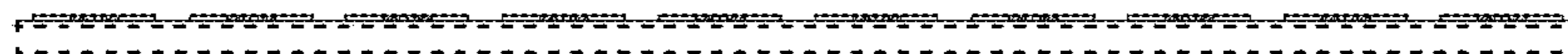


Fig. 7

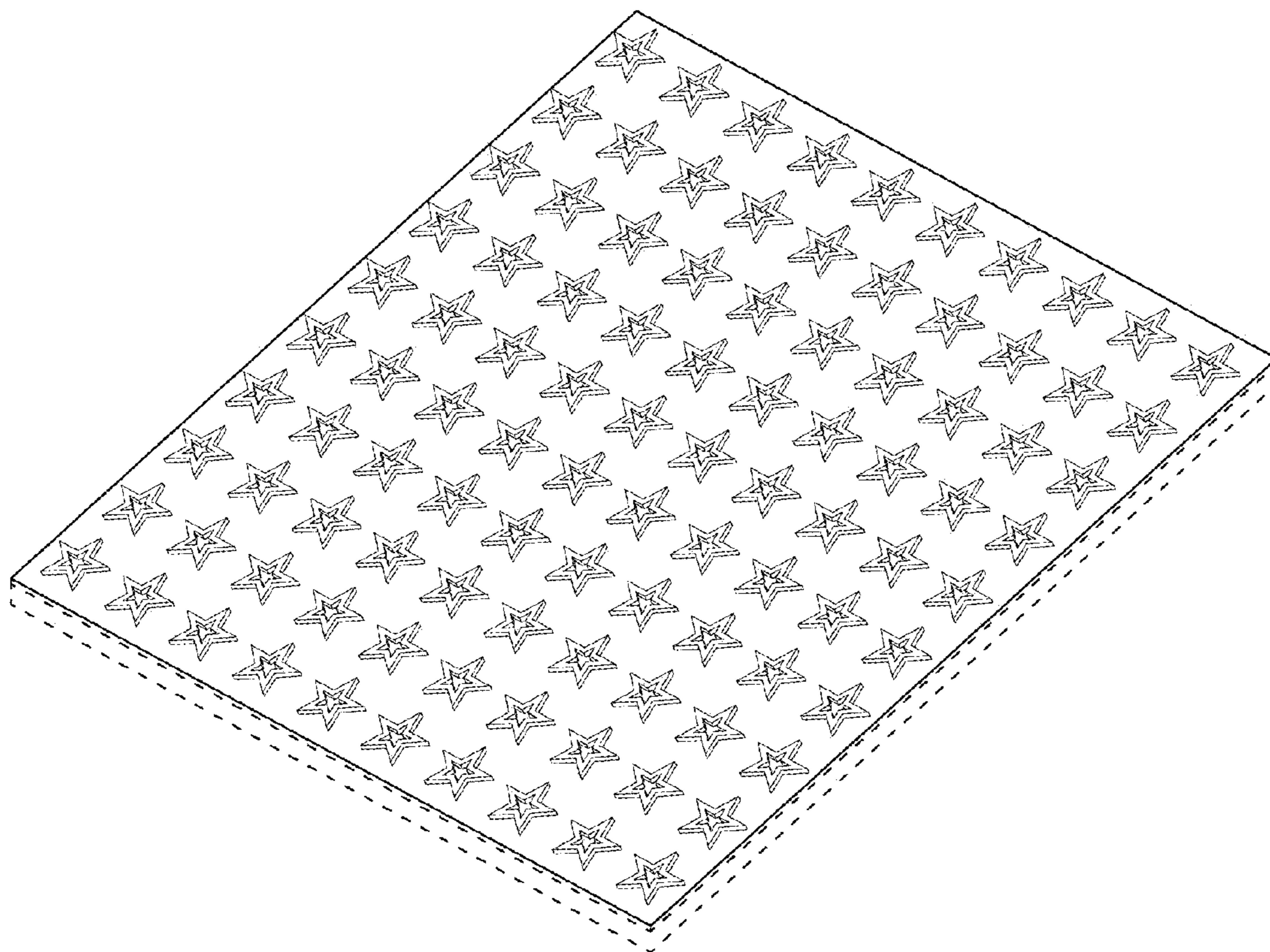


Fig. 8