



US00D702437S

(12) **United States Design Patent**  
**Laboret**

(10) **Patent No.:** **US D702,437 S**

(45) **Date of Patent:** **\*\* Apr. 15, 2014**

(54) **PAW PRINT CASING**

(71) Applicant: **Chadwick Laboret**, Vancouver (CA)

(72) Inventor: **Chadwick Laboret**, Vancouver (CA)

(\*\*) Term: **14 Years**

(21) Appl. No.: **29/466,250**

(22) Filed: **Sep. 5, 2013**

(30) **Foreign Application Priority Data**

Mar. 14, 2013 (CA) ..... 150196

(51) **LOC (10) Cl.** ..... **03-01**

(52) **U.S. Cl.**  
USPC ..... **D3/293; D3/294**

(58) **Field of Classification Search**  
USPC ..... D9/601, 607; 206/575; 40/800; D3/273,  
D3/274, 294, 271.2, 293

See application file for complete search history.

(56) **References Cited**

U.S. PATENT DOCUMENTS

D572,141 S *	7/2008	Slabaugh	.....	D9/601
D591,162 S *	4/2009	Slabaugh	.....	D9/607
7,581,938 B2 *	9/2009	Leach	.....	425/2
2004/0163299 A1 *	8/2004	Werb	.....	40/800

\* cited by examiner

*Primary Examiner* — Jennifer Rivard

(74) *Attorney, Agent, or Firm* — McMillan LLP

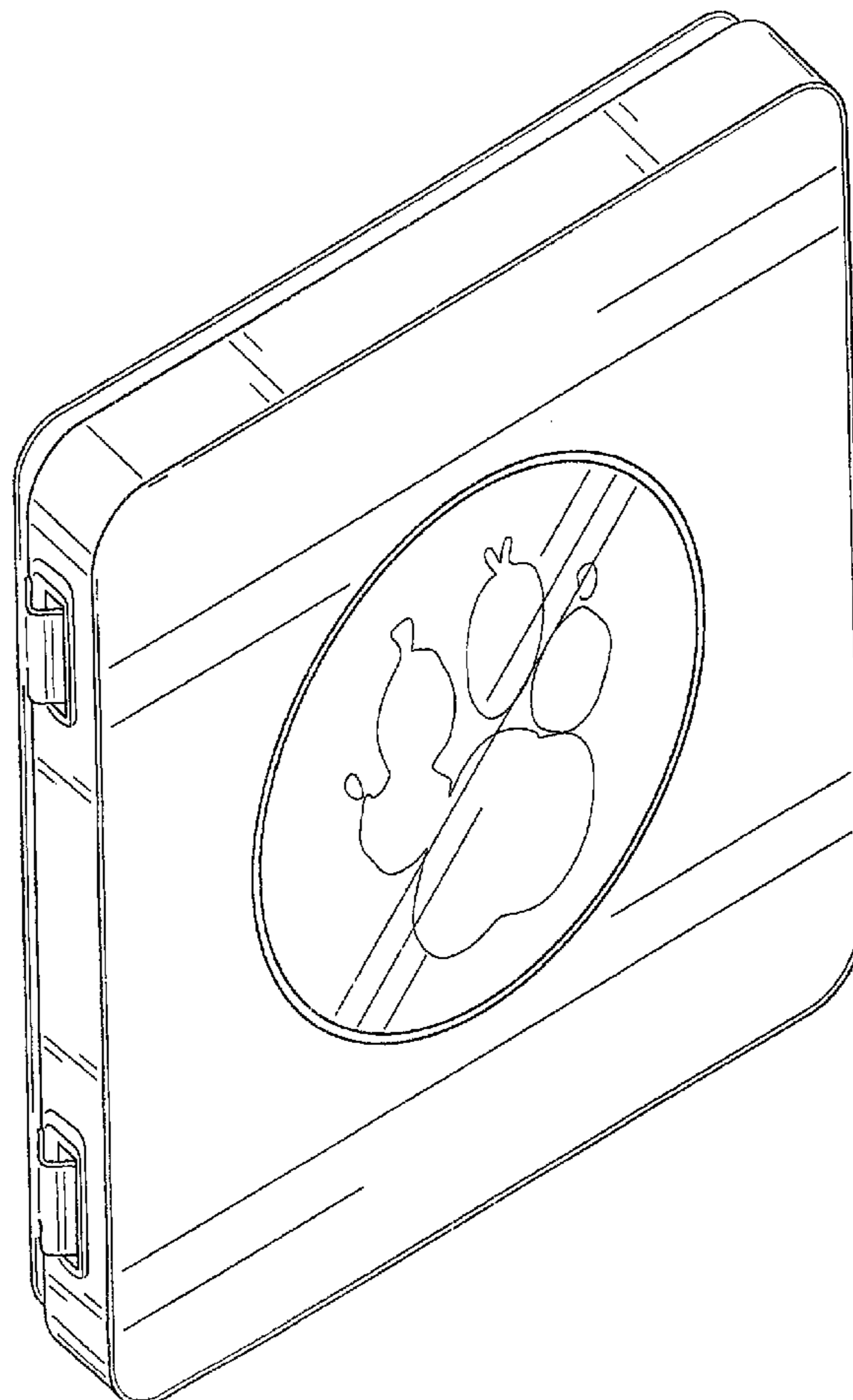
(57) **CLAIM**

The ornamental design for the paw print casing, as shown and described.

**DESCRIPTION**

FIG. 1 is a perspective view of the paw print casing.  
FIG. 2 is a front view of the design of FIG. 1.  
FIG. 3 is a back view of the design of FIG. 1.  
FIG. 4 is a left side view the design of FIG. 1.  
FIG. 5 is a right side view of the design of FIG. 1.  
FIG. 6 is a top plan view the design of FIG. 1; and,  
FIG. 7 is a bottom plan view of the design of FIG. 1.

**1 Claim, 5 Drawing Sheets**



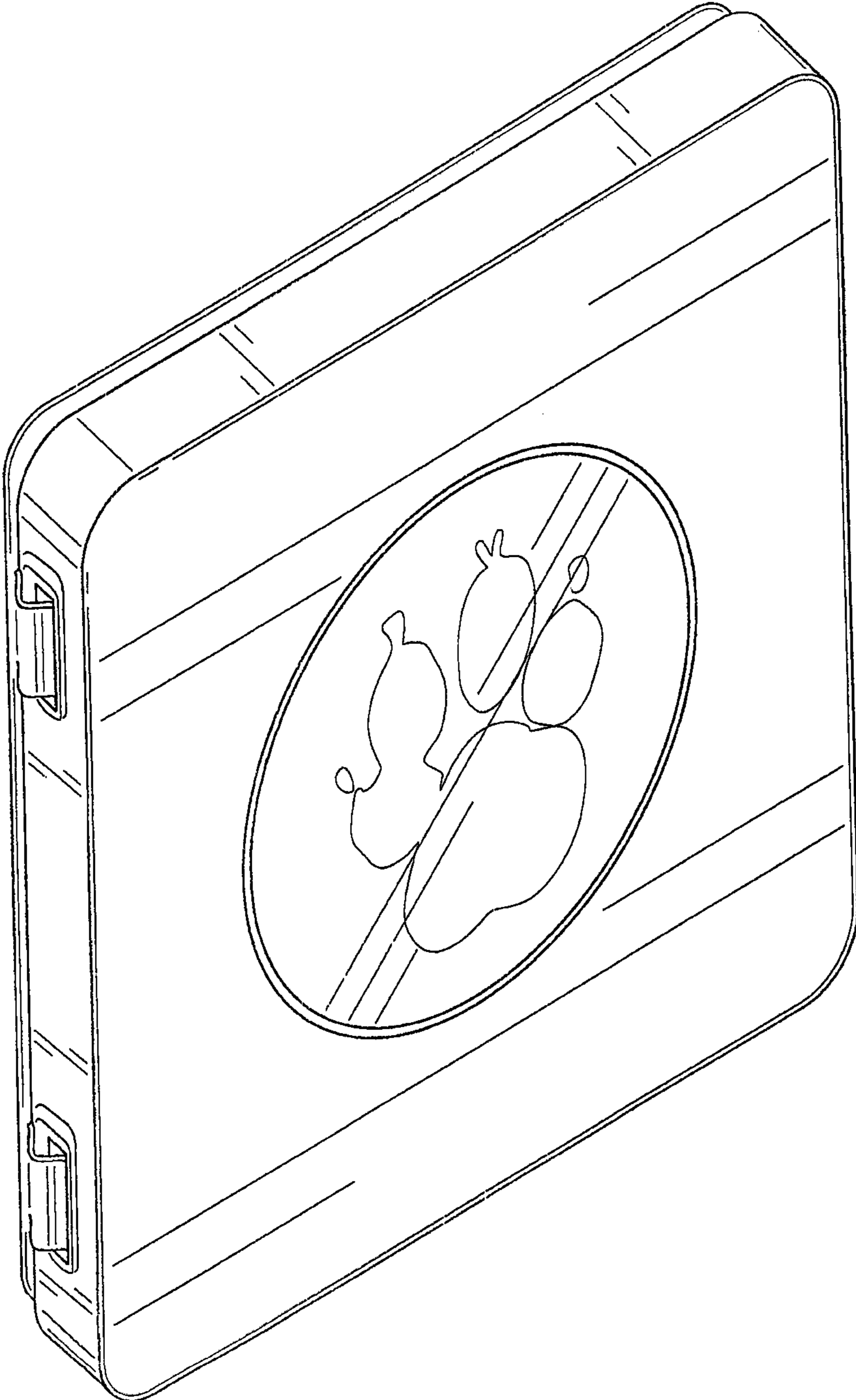


FIG. 1

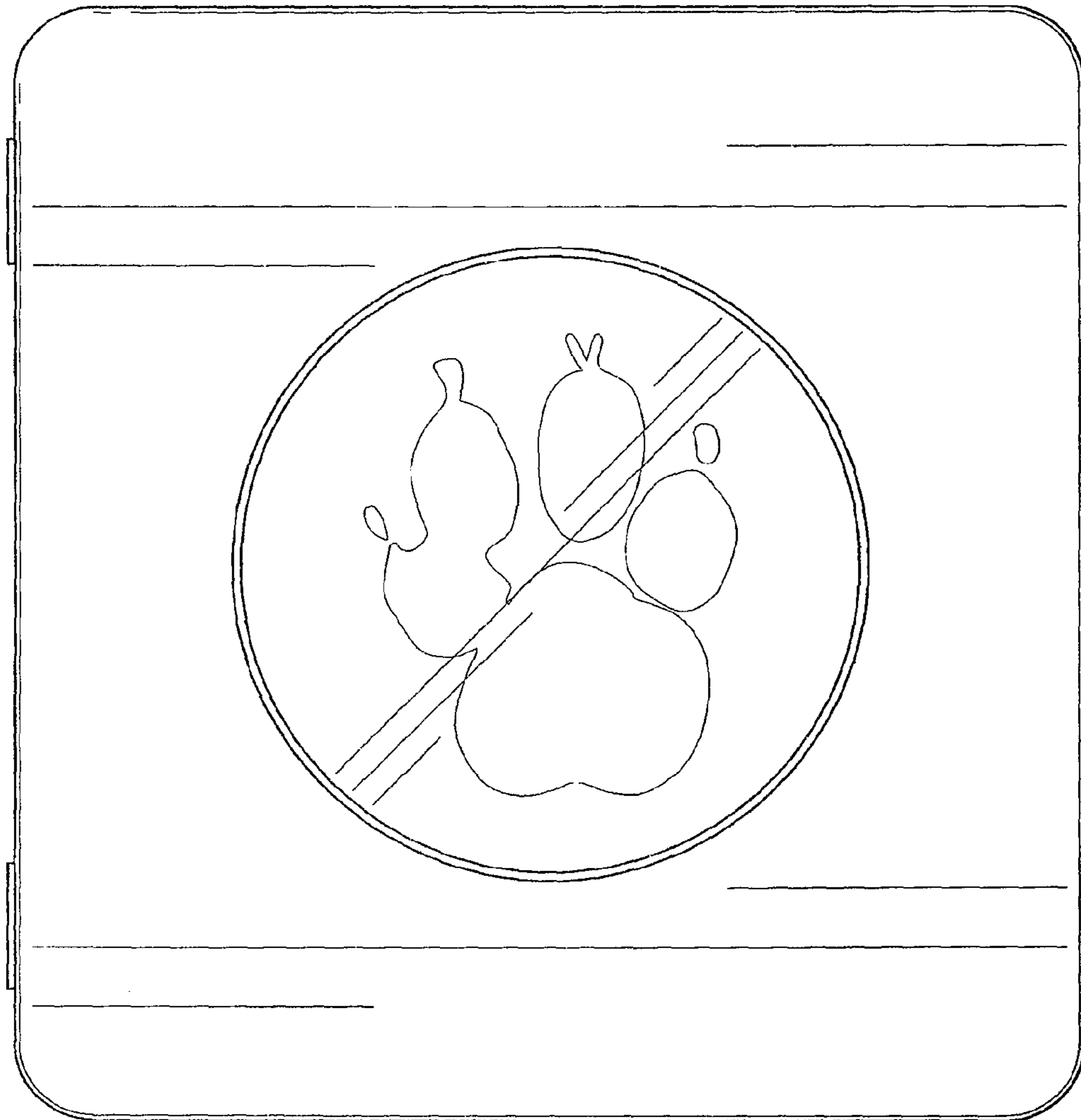


FIG. 2




FIG. 3

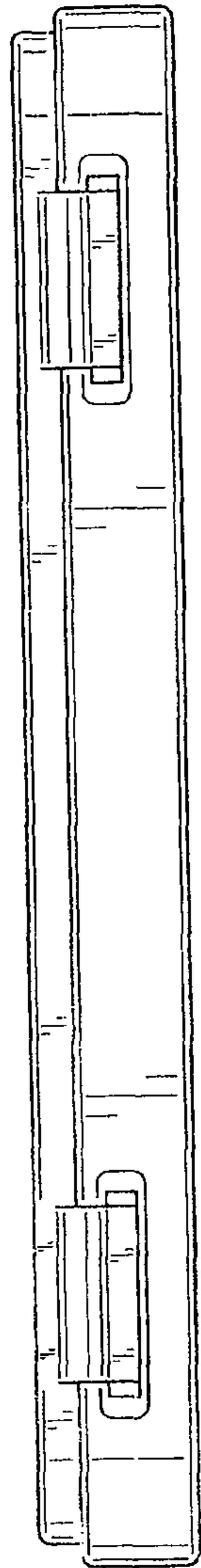


FIG. 4

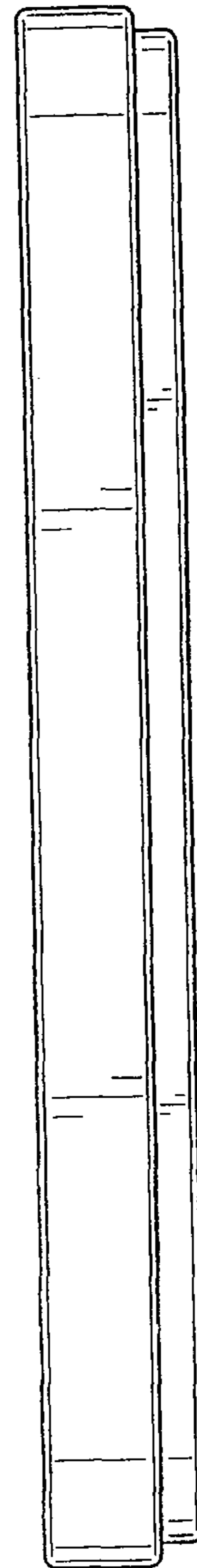


FIG. 5




FIG. 6




FIG. 7