



US00D702423S

(12) **United States Design Patent**  
**Della Valle et al.**

(10) **Patent No.:** **US D702,423 S**  
(45) **Date of Patent:** **\*\* Apr. 15, 2014**

(54) **SHOE**  
(71) Applicant: **TOD'S S.p.A.**, Sant'Elpidio a Mare (IT)  
(72) Inventors: **Andrea Della Valle**, Sant'Elpidio a Mare (IT); **Sylvie Bourdin**, Sant'Elpidio a Mare (IT)  
(73) Assignee: **Tod's S.p.A.**, Sant'Elpidio a Mare (Fermo) (IT)  
(\*\*) Term: **14 Years**

D259,674 S \* 6/1981 Levin ..... D2/907  
4,366,634 A 1/1983 Giese et al.  
D278,093 S \* 3/1985 Ueda ..... D2/907  
4,584,783 A \* 4/1986 Dobbin ..... 36/50.1  
D284,039 S 6/1986 Yoshitake  
D449,426 S \* 10/2001 Pollastrelli ..... D2/908  
D461,295 S 8/2002 Pollastrelli  
D503,519 S \* 4/2005 Della Valle ..... D2/907  
D540,516 S 4/2007 Weitzman  
D561,450 S 2/2008 Belley et al.  
D577,180 S 9/2008 Della Valle  
D590,137 S \* 4/2009 Austin ..... D2/897  
D592,837 S 5/2009 Vico et al.  
D593,741 S 6/2009 Vico et al.  
D606,744 S 12/2009 Vidal

(Continued)

(21) Appl. No.: **29/438,581**  
(22) Filed: **Nov. 30, 2012**

**OTHER PUBLICATIONS**

U.S. Appl. No. 29/422,609, filed May 22, 2012, Handbag.

(Continued)

(30) **Foreign Application Priority Data**  
Jun. 5, 2012 (EM) ..... 002052753

*Primary Examiner* — Elizabeth J Oswecki

(51) **LOC (10) Cl.** ..... **02-04**  
(52) **U.S. Cl.**  
USPC ..... **D2/902; D2/944**

(74) *Attorney, Agent, or Firm* — Knobbe, Martens, Olson & Bear LLP

(58) **Field of Classification Search**  
USPC ..... D2/896, 902, 906, 907, 908, 909, 910,  
D2/911, 912, 929, 943, 944, 945, 947, 951,  
D2/953, 954, 960, 969, 970, 972, 973, 976,  
D2/977, 978; 36/83, 113, 114, 115, 126,  
36/127, 128, 129, 130, 131, 136, 137, 3 A,  
36/3 B, 25 R, 30 R, 32 R, 45, 50.1, 57  
See application file for complete search history.

(57) **CLAIM**


The ornamental design for a shoe, as shown and described.

**DESCRIPTION**

FIG. 1 is a front elevational view of a shoe showing our new design.  
FIG. 2 is a rear elevational view thereof.  
FIG. 3 is a right side elevational view thereof.  
FIG. 4 is a left side elevational view thereof.  
FIG. 5 is a top plan view thereof.  
FIG. 6 is a bottom plan view thereof; and,  
FIG. 7 is a front perspective view thereof.  
The broken lines in FIGS. 1-5 and 7 depict lines of stitching, which form part of the claimed design.

(56) **References Cited**  
**U.S. PATENT DOCUMENTS**  
D35,928 S \* 6/1902 Buskirk ..... D5/56  
2,994,972 A 8/1961 Blair et al.  
D247,334 S \* 2/1978 Sasaki ..... D2/908  
D258,546 S \* 3/1981 Famolare, Jr. .... D2/908  
D258,772 S \* 4/1981 Norton et al. .... D2/907

**1 Claim, 7 Drawing Sheets**



(56)

**References Cited**

U.S. PATENT DOCUMENTS

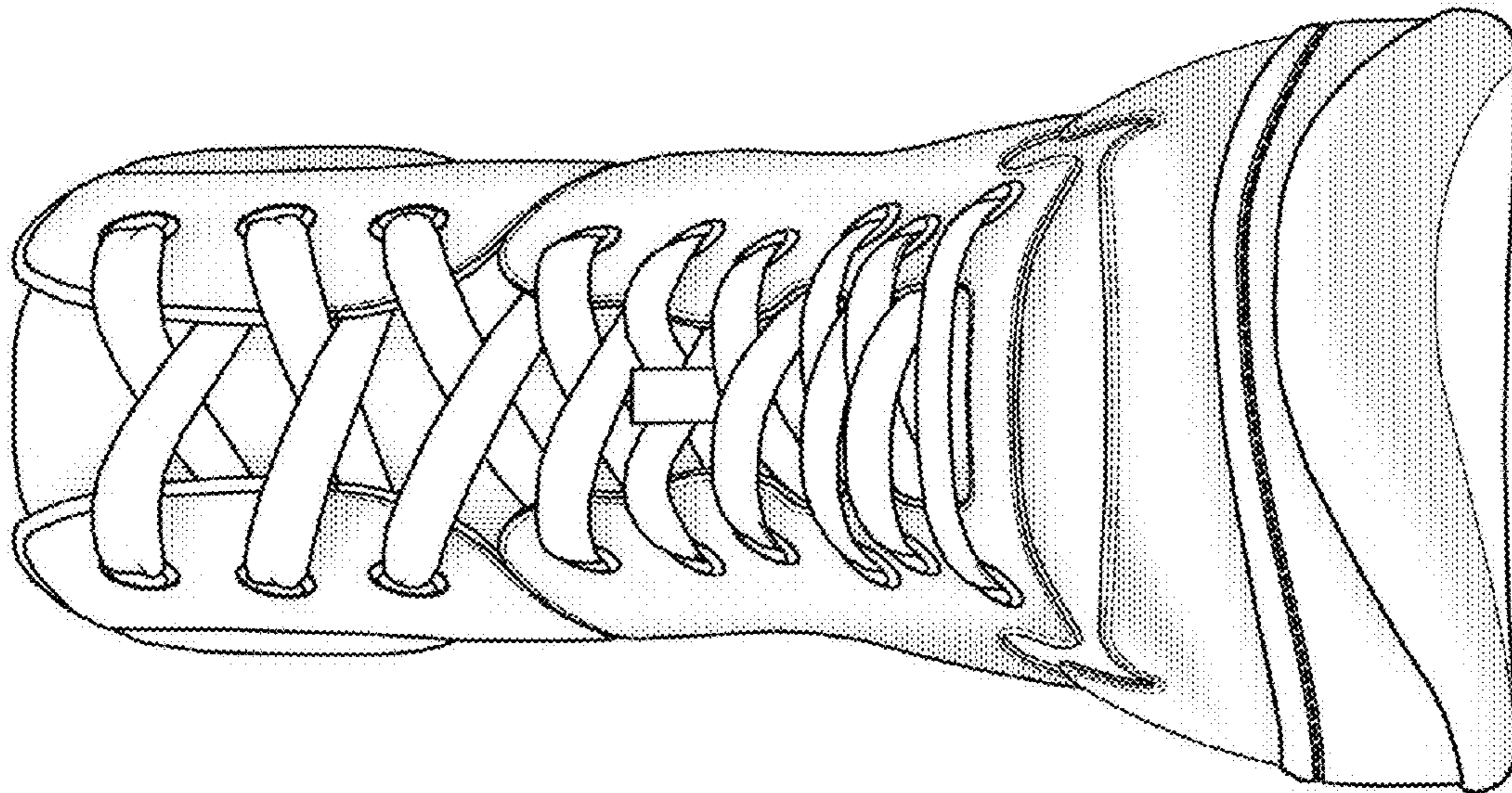
D611,232 S	3/2010	Della Valle et al.	
D613,042 S	4/2010	Andreassen	
D626,312 S	11/2010	Della Valle et al.	
D628,776 S	12/2010	Cofinco	
D628,777 S *	12/2010	Bourdin et al.	D2/908
D628,778 S *	12/2010	Hardy	D2/908
D634,520 S	3/2011	Choi	
D635,746 S	4/2011	Cofinco	
D636,155 S	4/2011	Della Valle et al.	
D636,156 S *	4/2011	Della Valle et al.	D2/907
D637,798 S *	5/2011	Della Valle et al.	D2/908
D641,145 S	7/2011	Della Valle et al.	
D641,963 S	7/2011	Choi	
D643,187 S *	8/2011	Hardy	D2/907
D644,024 S	8/2011	Jobert	
D646,875 S	10/2011	LaRusso	
D659,359 S	5/2012	Van Zyll De Jong et al.	
D659,954 S	5/2012	Della Valle et al.	

D661,874 S	6/2012	Hardy	
D665,562 S *	8/2012	Di Nucci	D2/902
D673,759 S *	1/2013	Bourdin et al.	D2/908
D673,760 S *	1/2013	Della Valle et al.	D2/908
D673,761 S *	1/2013	Della Valle et al.	D2/908
D680,712 S *	4/2013	Della Valle et al.	D2/908
D680,713 S *	4/2013	Della Valle et al.	D2/908
D680,714 S	4/2013	Della Valle et al.	
D681,314 S *	5/2013	Dumain	D2/902
D681,315 S *	5/2013	Della Valle et al.	D2/908
D681,316 S	5/2013	Della Valle et al.	
D681,317 S	5/2013	Della Valle et al.	
D691,357 S *	10/2013	Della Valle et al.	D2/953
D691,358 S *	10/2013	Della Valle et al.	D2/953
D691,360 S *	10/2013	Della Valle et al.	D2/953
2010/0275470 A1 *	11/2010	Hoffer et al.	36/3 R

OTHER PUBLICATIONS

U.S. Appl. No. 29/438,584, filed Nov. 30, 2012, Shoe.  
 U.S. Appl. No. 29/438,623, filed Nov. 30, 2012, Shoe Sole.

\* cited by examiner



*FIG. 1*

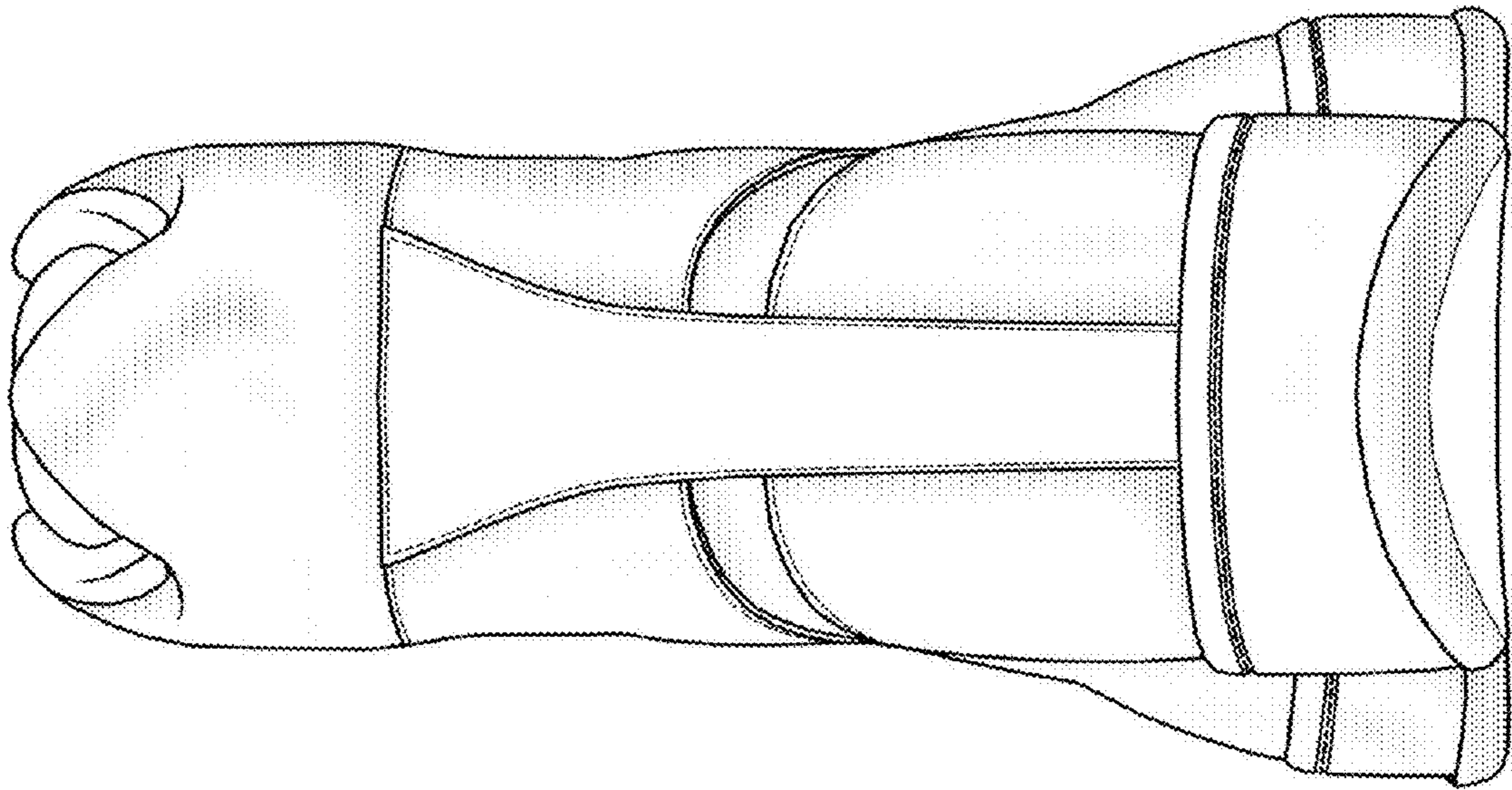


FIG. 2

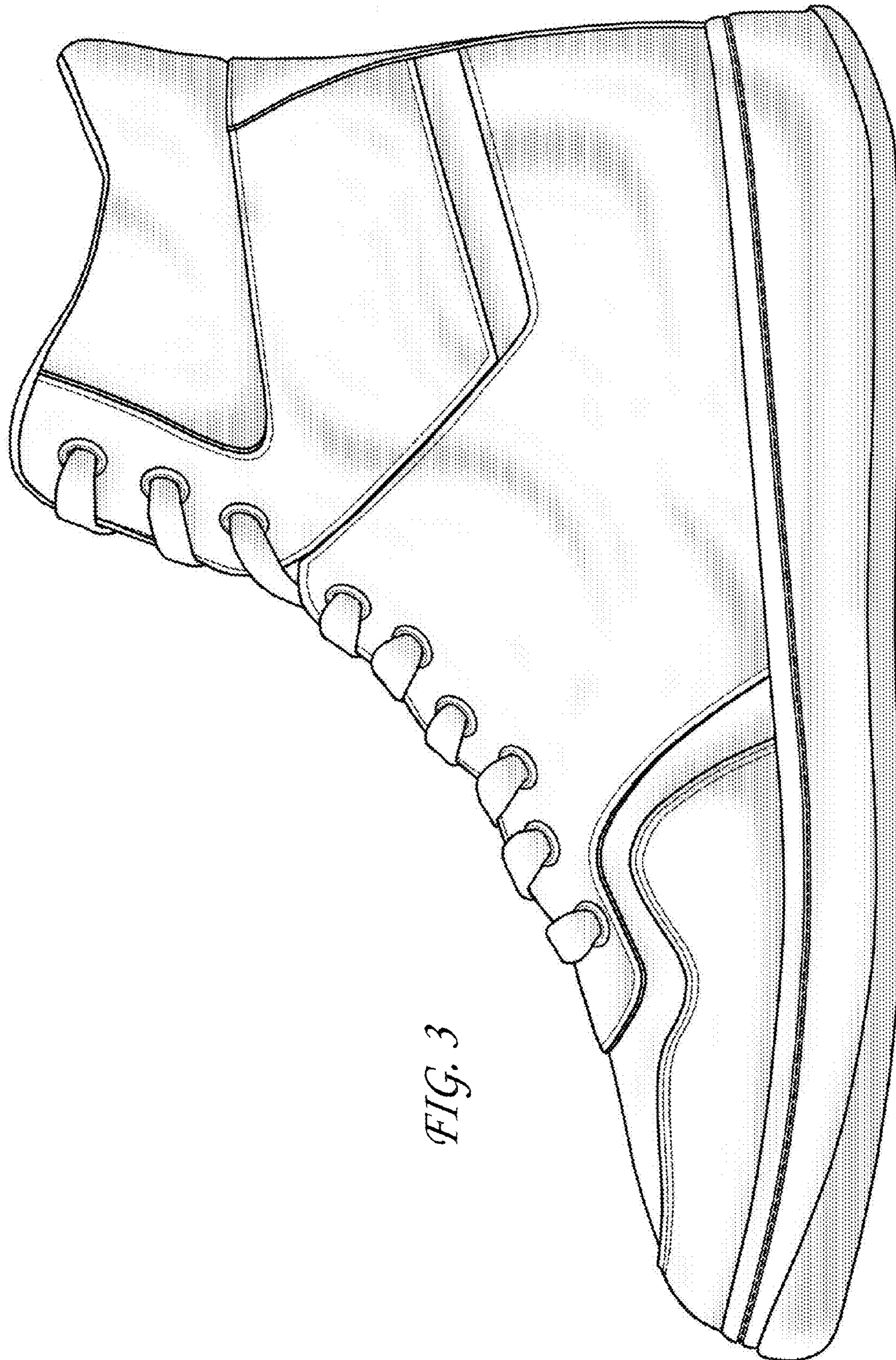


FIG. 3

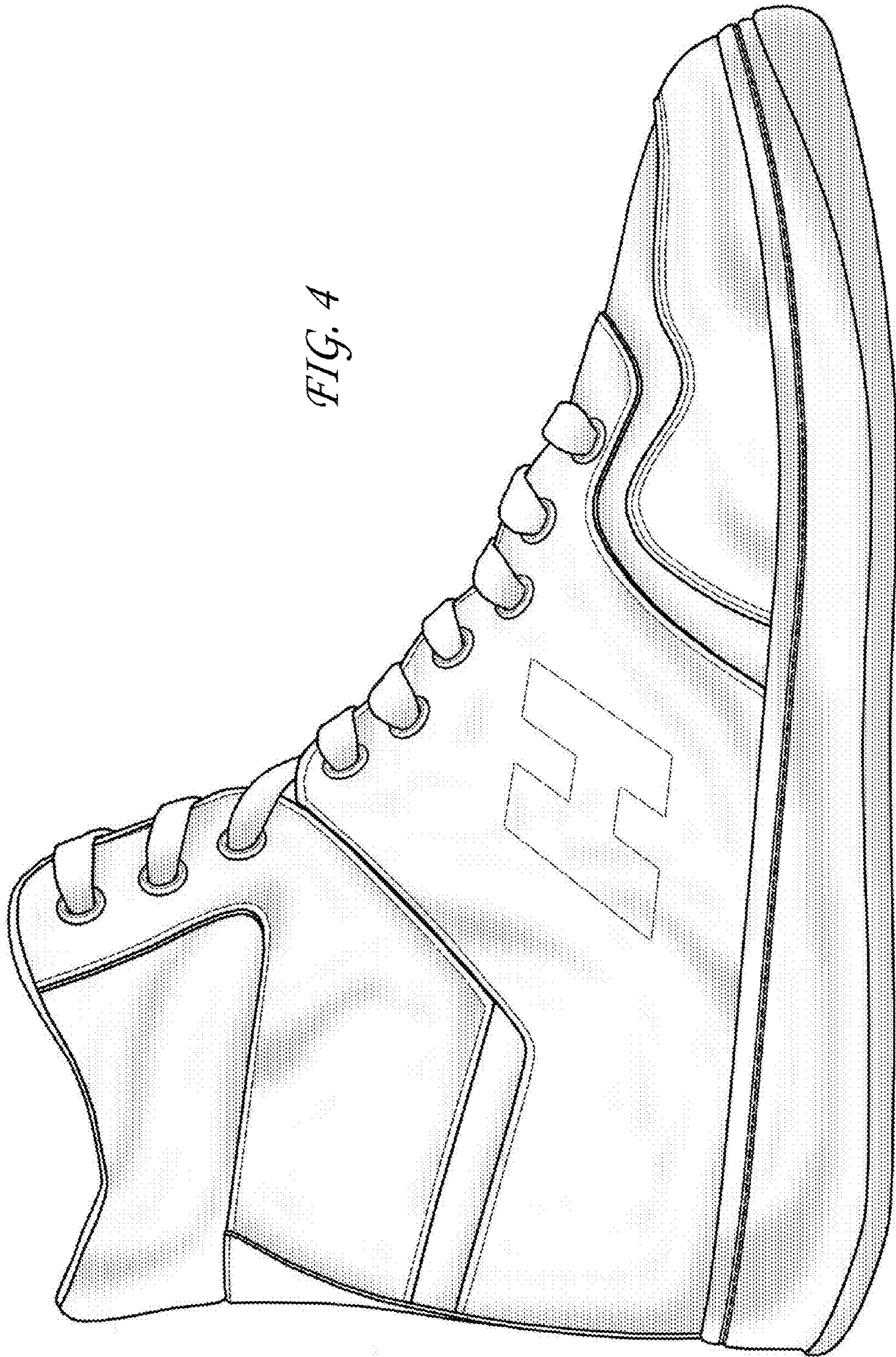
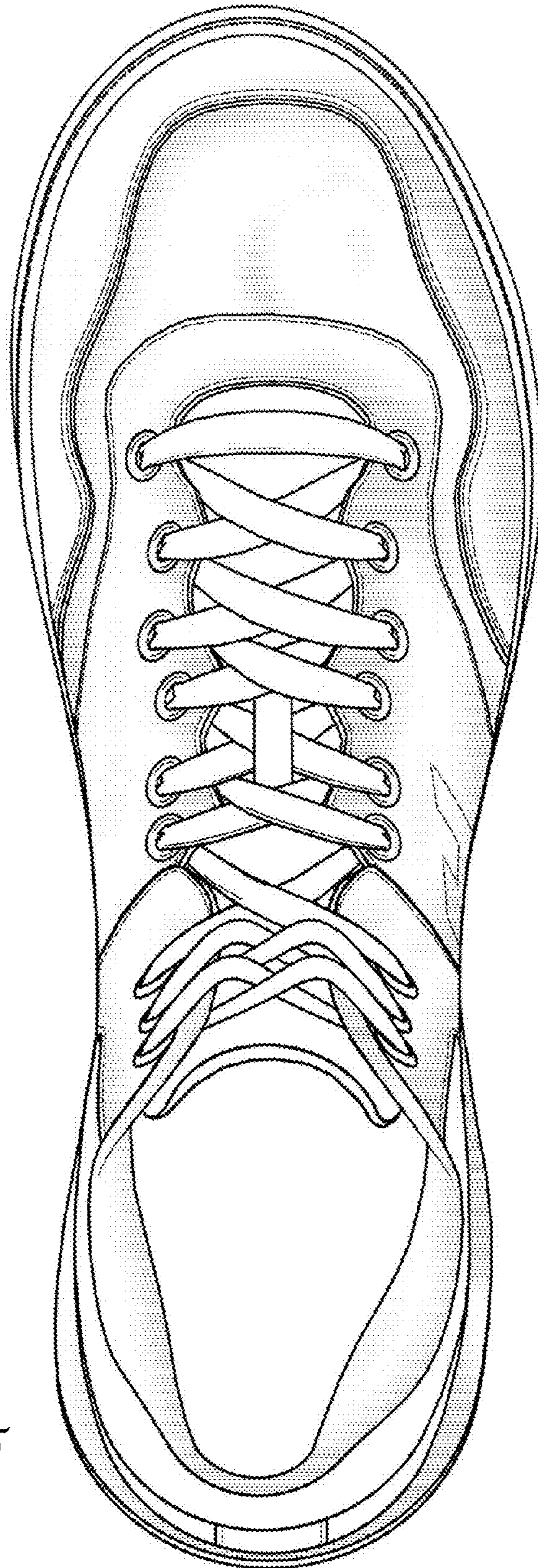
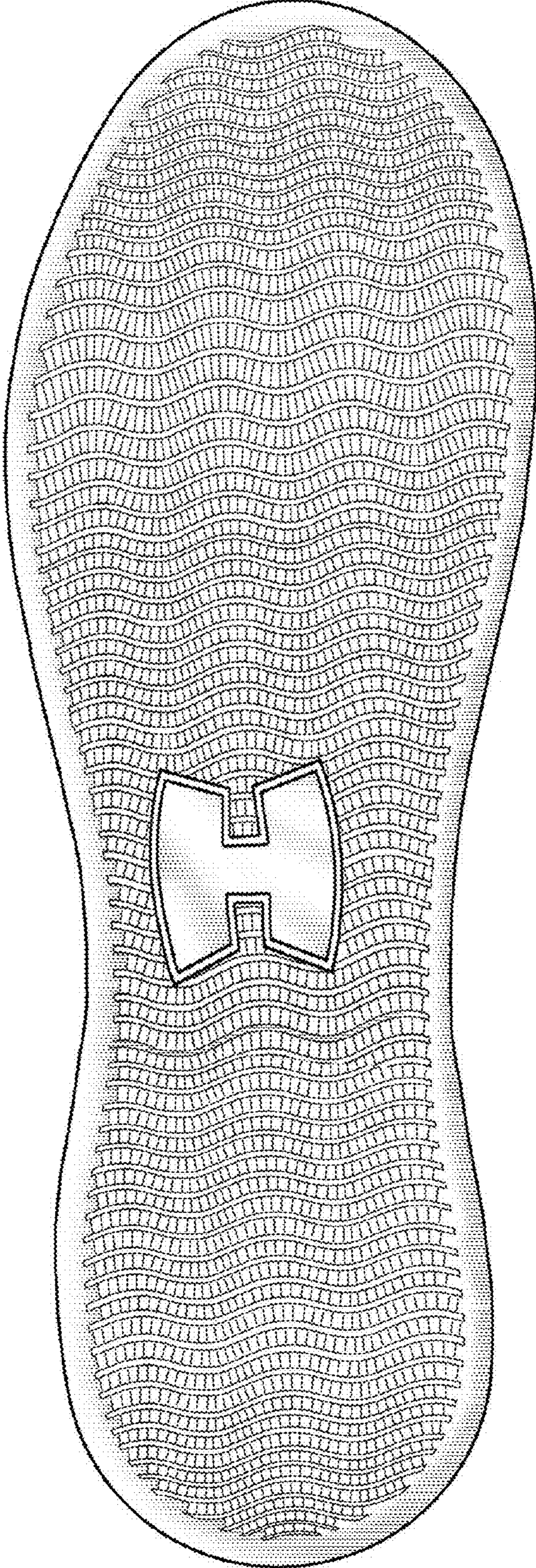


FIG. 4



*FIG. 5*



*FIG. 6*






FIG. 7