



US00D702418S

(12) **United States Design Patent**  
**Hoffmann**

(10) **Patent No.:** **US D702,418 S**  
(45) **Date of Patent:** **\*\* \*Apr. 15, 2014**

- (54) **SCARF**
- (71) Applicant: **Robert Hoffmann**, Ipswich, MA (US)
- (72) Inventor: **Robert Hoffmann**, Ipswich, MA (US)
- (\*) Notice: This patent is subject to a terminal disclaimer.
- (\*\*) Term: **14 Years**
- (21) Appl. No.: **29/448,403**
- (22) Filed: **Mar. 12, 2013**

1,157,341 A	10/1915	Tallerday	
1,508,834 A	9/1924	Cohen	
1,612,757 A	12/1926	Wells	
2,125,451 A *	8/1938	Kolliner	36/2 R
2,150,069 A	3/1939	Koleno	
4,315,504 A	2/1982	Drennan et al.	
4,488,315 A	12/1984	Hoerlein	
4,559,647 A	12/1985	Smith et al.	
4,631,753 A	12/1986	Ehring	
4,706,304 A	11/1987	Jones	
4,977,622 A	12/1990	Schley	

(Continued)

*Primary Examiner* — Karen E Eldridge Powers  
(74) *Attorney, Agent, or Firm* — Wolf, Greenfield & Sacks, P.C.

**Related U.S. Application Data**

- (60) Continuation of application No. 29/433,619, filed on Oct. 2, 2012, now Pat. No. Des. 677,857, which is a division of application No. 29/418,369, filed on Apr. 16, 2012, now Pat. No. Des. 670,888.
- (51) **LOC (10) Cl.** ..... **02-05**
- (52) **U.S. Cl.**  
USPC ..... **D2/502**
- (58) **Field of Classification Search**  
USPC ..... D2/500, 501, 502, 503, 504, 505, 506, D2/507, 508, 600, 602, 603, 604, 605, 606, D2/607, 608, 609, 610, 614, 615, 616, 617, D2/622, 627, 628, 629, 631, 632; D6/598; 2/59, 91, 92, 123, 124, 125, 158, 159, 2/162, 170, 207, 208, 144, 145, 146, 147, 2/148, 149, 150, 151, 152.1, 153, 154, 2/155, 156, 157  
See application file for complete search history.

(56) **References Cited**  
U.S. PATENT DOCUMENTS

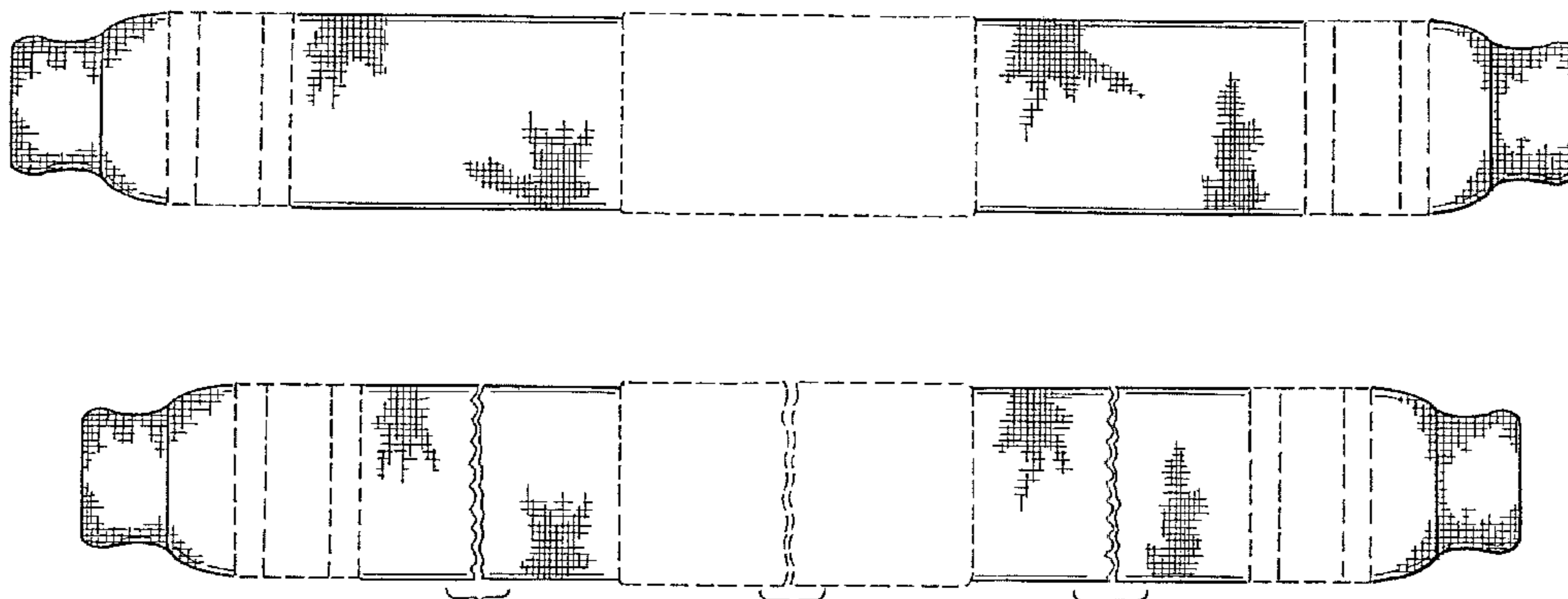
410,600 A	9/1889	Mills
699,802 A	5/1902	Mendelsohn

(57) **CLAIM**  
The ornamental design for scarf, as shown and described.

**DESCRIPTION**

FIG. 1 is a top view of a first embodiment of the scarf, the bottom view being a mirror image thereof;  
 FIG. 2 is a side view of the scarf shown in FIG. 1, the opposite side view being a mirror image thereof;  
 FIG. 3 is a left end view of the scarf shown in FIG. 1, the right end view being a mirror image thereof;  
 FIG. 4 is a top view of a second embodiment of the scarf, the bottom view being a mirror image thereof; and,  
 FIG. 5 is a side view of the scarf shown in FIG. 4, the opposite side view being a mirror image thereof, and wherein the left end view of the scarf shown in FIGS. 4 and 5 is identical to the scarf shown in FIG. 3, and the right end view being a mirror image thereof.  
 The features of the article shown in broken lines in the drawings form no part of the claimed design. The bracketed separations shown in FIGS. 4 and 5 indicate that the precise length of the scarf at these points is not claimed.

**1 Claim, 2 Drawing Sheets**



(56)

**References Cited**

U.S. PATENT DOCUMENTS

D313,674 S \* 1/1991 Sharpe ..... D29/120.1  
D349,387 S 8/1994 Crabbe  
D387,886 S 12/1997 Smith et al.  
D415,282 S \* 10/1999 Rutledge et al. .... D24/190  
D418,633 S \* 1/2000 Ruth ..... D29/120.1

D431,343 S \* 10/2000 Sampson ..... D2/610  
D442,765 S \* 5/2001 Newman ..... D2/610  
D449,422 S \* 10/2001 Massie ..... D2/614  
D469,945 S 2/2003 Mayer  
6,941,579 B2 9/2005 Tanenbaum  
D516,256 S 2/2006 Dymburt  
7,467,423 B1 12/2008 Tawfik  
D677,857 S \* 3/2013 Hoffmann ..... D2/502

\* cited by examiner




Fig. 1



Fig. 2




Fig. 3

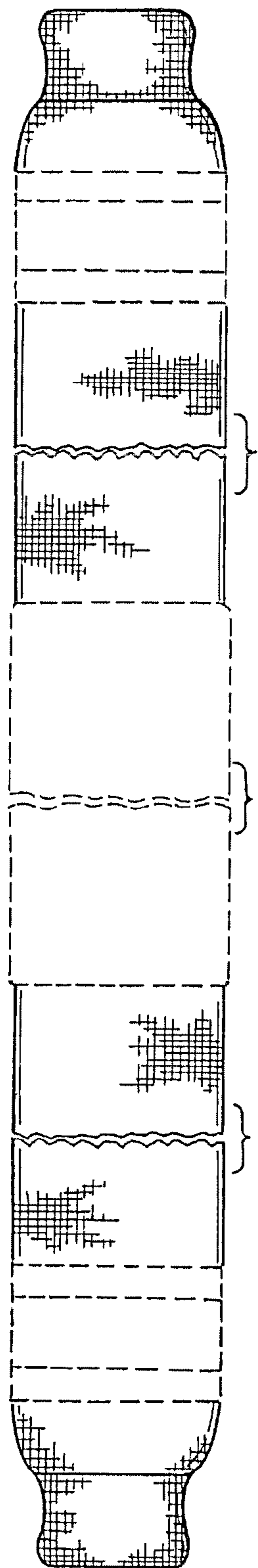


Fig. 4



Fig. 5