



US00D702414S

(12) **United States Design Patent**
Kido

(10) **Patent No.:** **US D702,414 S**

(45) **Date of Patent:** **** Apr. 8, 2014**

(54) **RECEIPT TIP TRAY WITH MAGNIFIER**

(76) Inventor: **Takashi Kido**, Carson, CA (US)

(**) Term: **14 Years**

(21) Appl. No.: **29/412,545**

(22) Filed: **Feb. 3, 2012**

(51) **LOC (10) Cl.** **99-00**

(52) **U.S. Cl.**
USPC **D99/34**

(58) **Field of Classification Search**
USPC D99/28, 34, 35, 36, 43, 99; D3/318,
D3/319, 304, 201, 249; 206/0.8, 0.815,
206/0.82, 460, 461; 40/124.06; 229/92.9,
229/406, 407; 235/5; 150/131, 132, 135,
150/137-142, 147, 150
See application file for complete search history.

(56) **References Cited**

U.S. PATENT DOCUMENTS

D44,836 S *	11/1913	Brunhoff	D99/34
D47,129 S *	3/1915	Brunhoff	D99/34
D78,598 S *	5/1929	Wells et al.	D99/34
D135,695 S *	5/1943	Allen	D99/34
D175,190 S *	7/1955	Reid	D99/34
3,027,995 A *	4/1962	Littman	206/0.81

D313,698 S *	1/1991	Duffy	D3/247
D317,671 S *	6/1991	Skaggs et al.	D99/34
D538,704 S *	3/2007	Kaminski	D11/78.1
7,331,366 B1 *	2/2008	Patterson	150/149
7,334,616 B2 *	2/2008	Kaminski	150/147
D569,575 S *	5/2008	Yalinkaya	D99/34
D571,075 S *	6/2008	Yalinkaya	D99/34
D591,044 S *	4/2009	Lakhiani	D3/249
D615,275 S *	5/2010	Hacker	D99/43
8,443,854 B2 *	5/2013	Long	150/147
2006/0076094 A1 *	4/2006	Kaminski	150/147

* cited by examiner

Primary Examiner — Elizabeth J Oswecki

(74) *Attorney, Agent, or Firm* — Khoo Patent Services;
Denis Khoo

(57) **CLAIM**

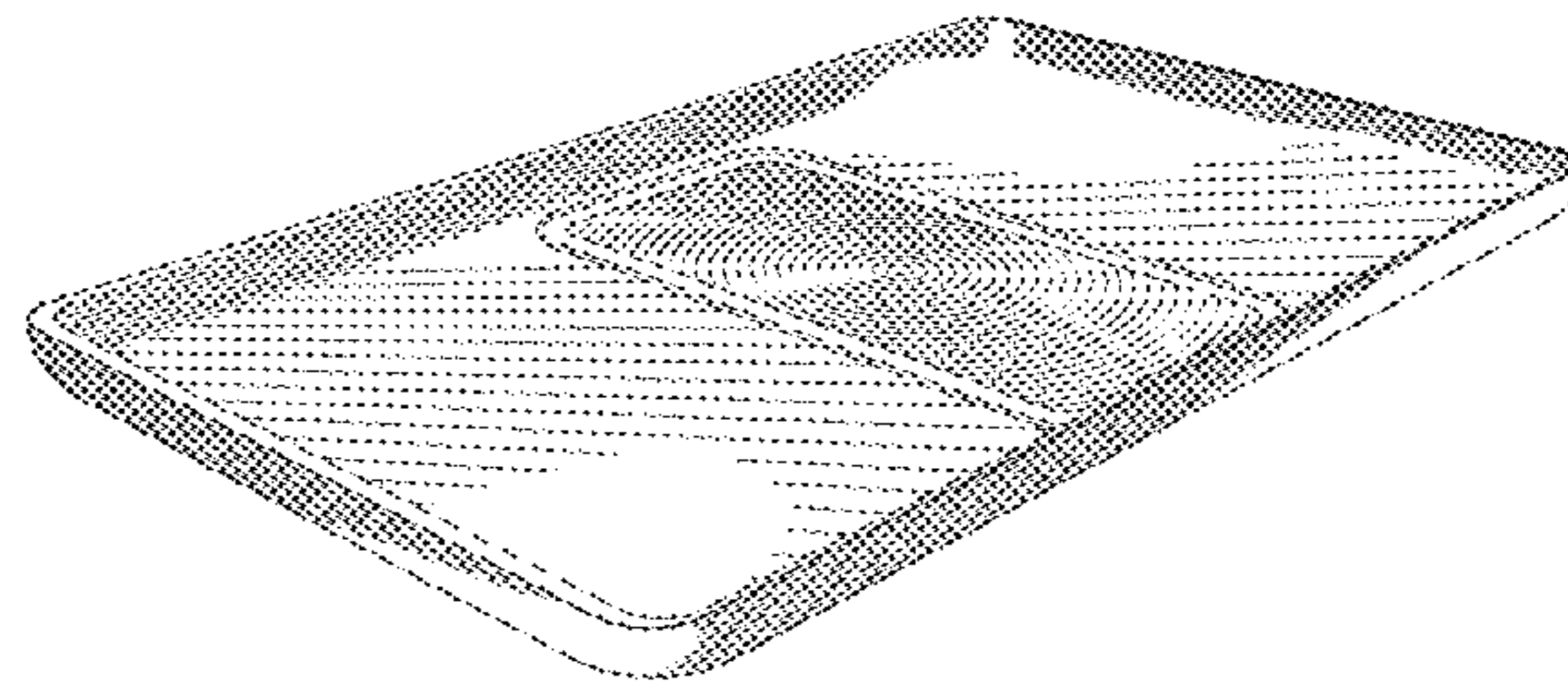
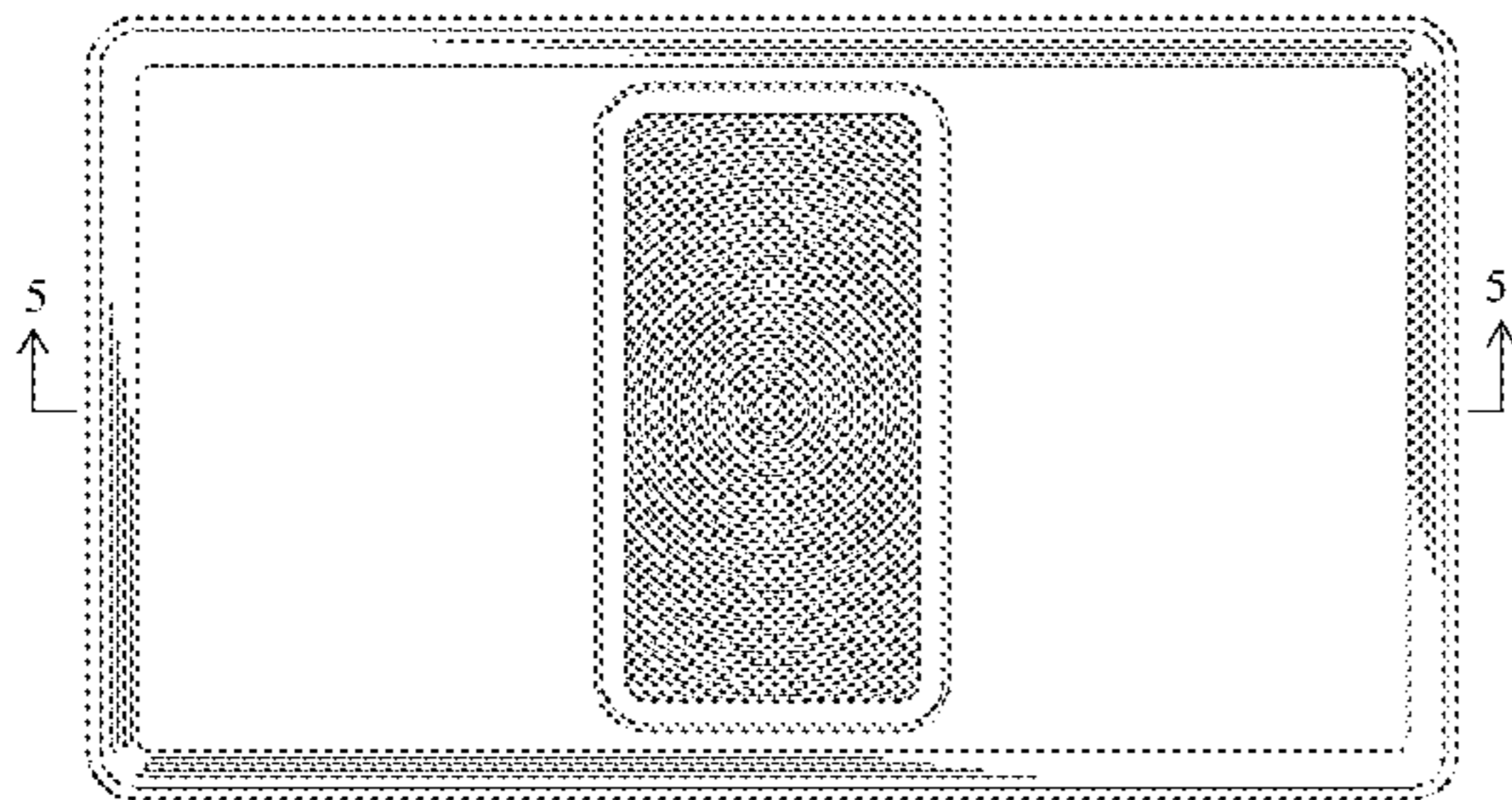
The ornamental design for a receipt tip tray with magnifier, as shown and described.

DESCRIPTION

FIG. 1 is a top view of a receipt tip tray with magnifier showing my new design;
FIG. 2 is a front view thereof;
FIG. 3 is a side view thereof;
FIG. 4 is a perspective view thereof; and,
FIG. 5 is a cross-sectional view taken along the line 5-5 of FIG. 1.

All surfaces not shown form no part of the claimed design.

1 Claim, 3 Drawing Sheets



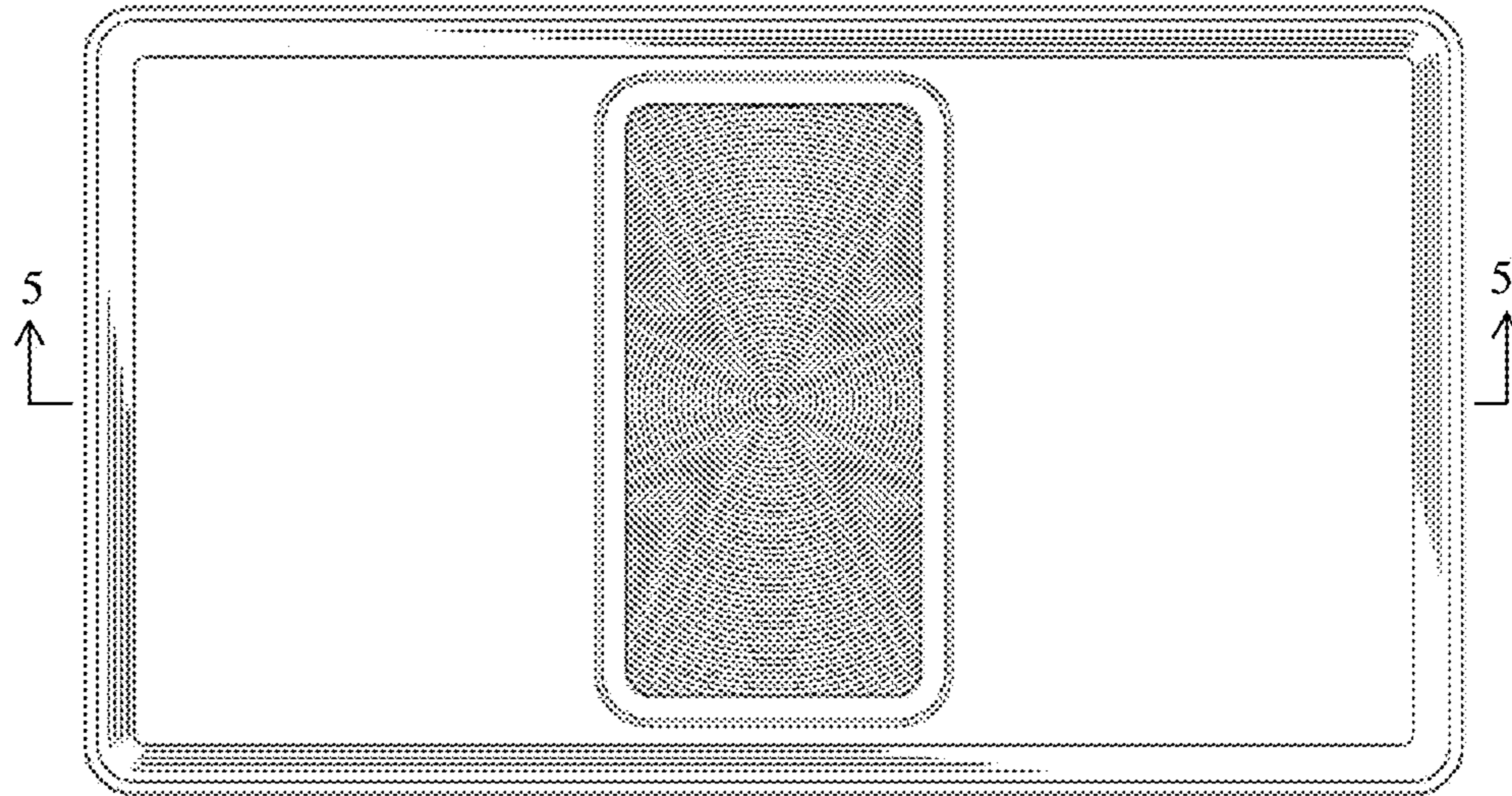


FIG. 1




FIG. 2




FIG. 3

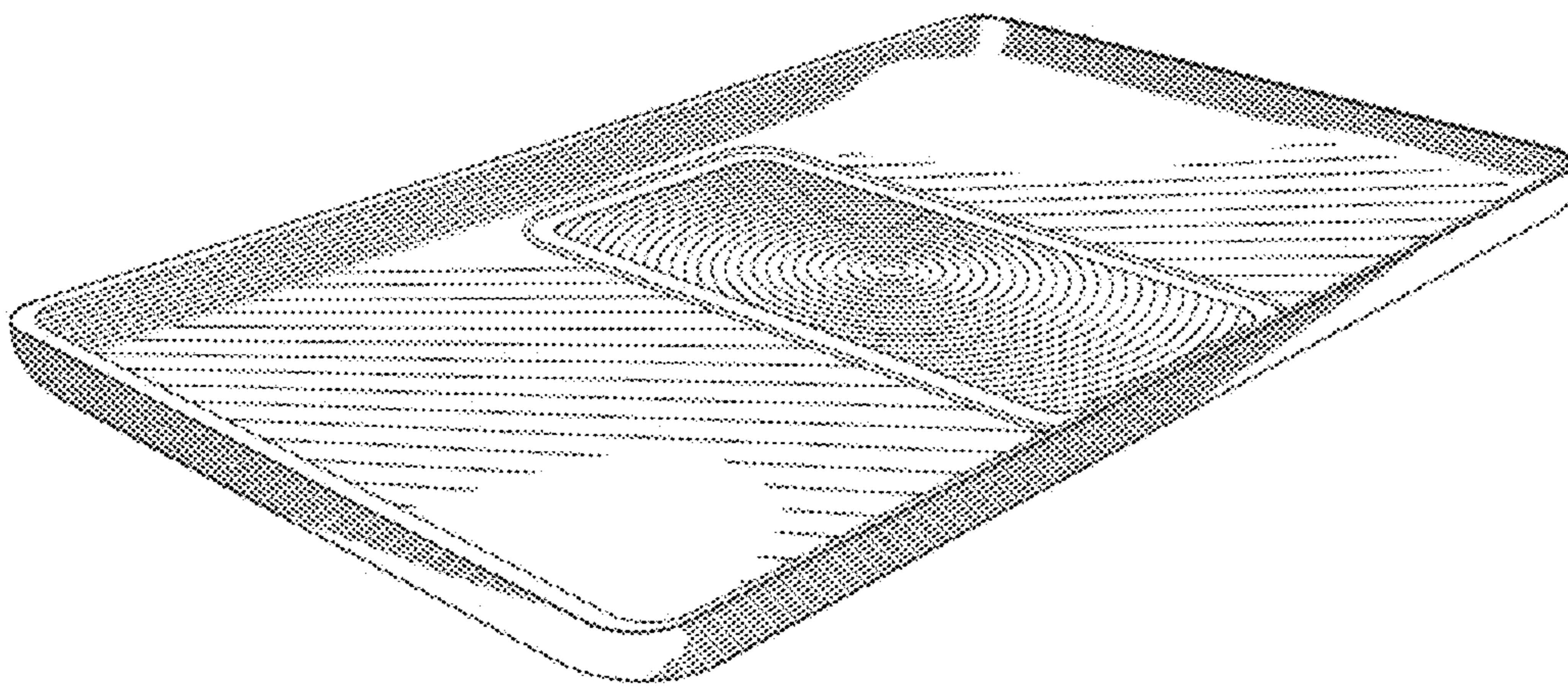


FIG. 4



FIG. 5