



US00D702405S

(12) **United States Design Patent**
Yerton et al.

(10) **Patent No.:** **US D702,405 S**
(45) **Date of Patent:** **** Apr. 8, 2014**

- (54) **PET CHEW TOY**
- (71) Applicant: **R2P Group, Inc.**, Emeryville, CA (US)
- (72) Inventors: **Nicholas R. Yerton**, Oakland, CA (US);
David C. Woodward, Kowloon (CN);
Barbara L. Agnew, San Diego, CA (US)
- (73) Assignee: **R2P Group, Inc.**, Emeryville, CA (US)

D322,395	S	*	12/1991	Sommer	D9/565
D348,006	S	*	6/1994	Feen	D9/552
5,419,283	A	*	5/1995	Leo	119/709
D371,742	S	*	7/1996	Lecoule	D9/565
D423,942	S	*	5/2000	Markey et al.	D9/552
D428,136	S	*	7/2000	Cady et al.	D30/160
D540,181	S	*	4/2007	Edwards	D30/160
D570,694	S	*	6/2008	Venkatarman et al.	D9/552
D581,802	S	*	12/2008	Dimmel et al.	D9/552
D620,207	S	*	7/2010	Byrne	D30/160
D621,103	S	*	8/2010	Kim	D30/160
8,127,720	B2	*	3/2012	Willinger	119/709

(**) Term: **14 Years**

* cited by examiner

(21) Appl. No.: **29/466,615**

Primary Examiner — Cathy A MacCormac

(22) Filed: **Sep. 10, 2013**

(74) *Attorney, Agent, or Firm* — Rathe Lindenbaum LLP

Related U.S. Application Data

- (62) Division of application No. 29/446,020, filed on Feb. 19, 2013.
- (51) **LOC (10) Cl.** **30-99**
- (52) **U.S. Cl.**
USPC **D30/160**; D1/106
- (58) **Field of Classification Search**
USPC D30/160; D1/106, 109; D9/434, 516,
D9/552, 565; D11/158; 119/702, 706-711;
426/89; 466/72, 97-98, 268, 369, 486
See application file for complete search history.

(57) **CLAIM**

We claim the ornamental design for a pet chew toy, as shown and described.

DESCRIPTION

FIG. 1 is a top perspective view of a pet chew toy illustrating our design;
 FIG. 2 is a top view thereof;
 FIG. 3 is a bottom view thereof;
 FIG. 4 is a left side view thereof;
 FIG. 5 is a right side view thereof;
 FIG. 6 is a front view thereof; and,
 FIG. 7 is a rear view thereof.

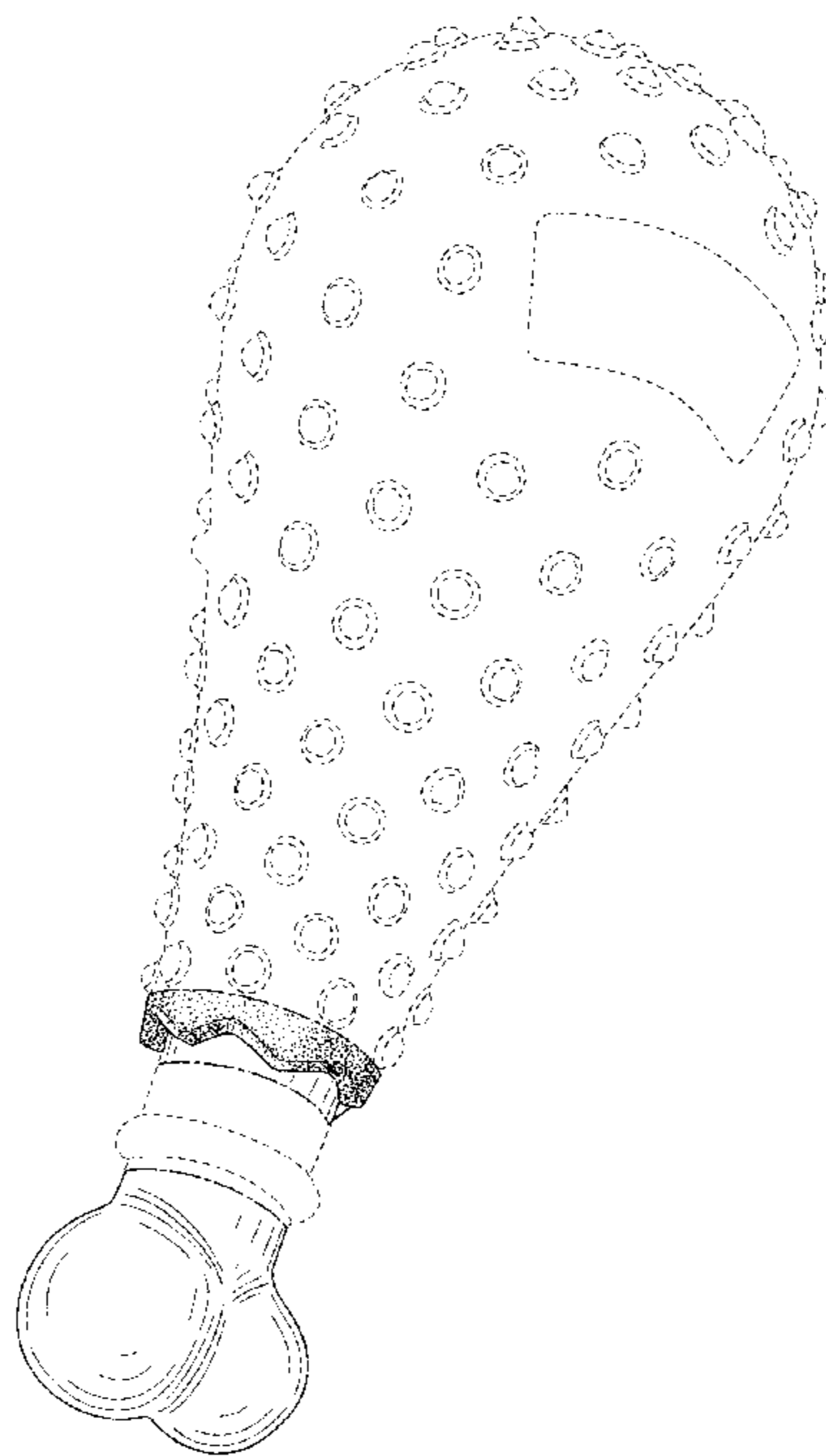
The broken lines in the drawings are for illustrative purposes only and form no part of the claimed design. The short dash-long dash lines are boundary lines which do not form part of the claimed design. The stippling represents a contrast in materials.

(56) **References Cited**

U.S. PATENT DOCUMENTS

D110,790	S	*	8/1938	Ansell	D9/565
D191,598	S	*	10/1961	Lonker	D9/552
D202,331	S	*	9/1965	Fisher	D30/160
3,904,063	A	*	9/1975	Hauser	215/318

1 Claim, 6 Drawing Sheets



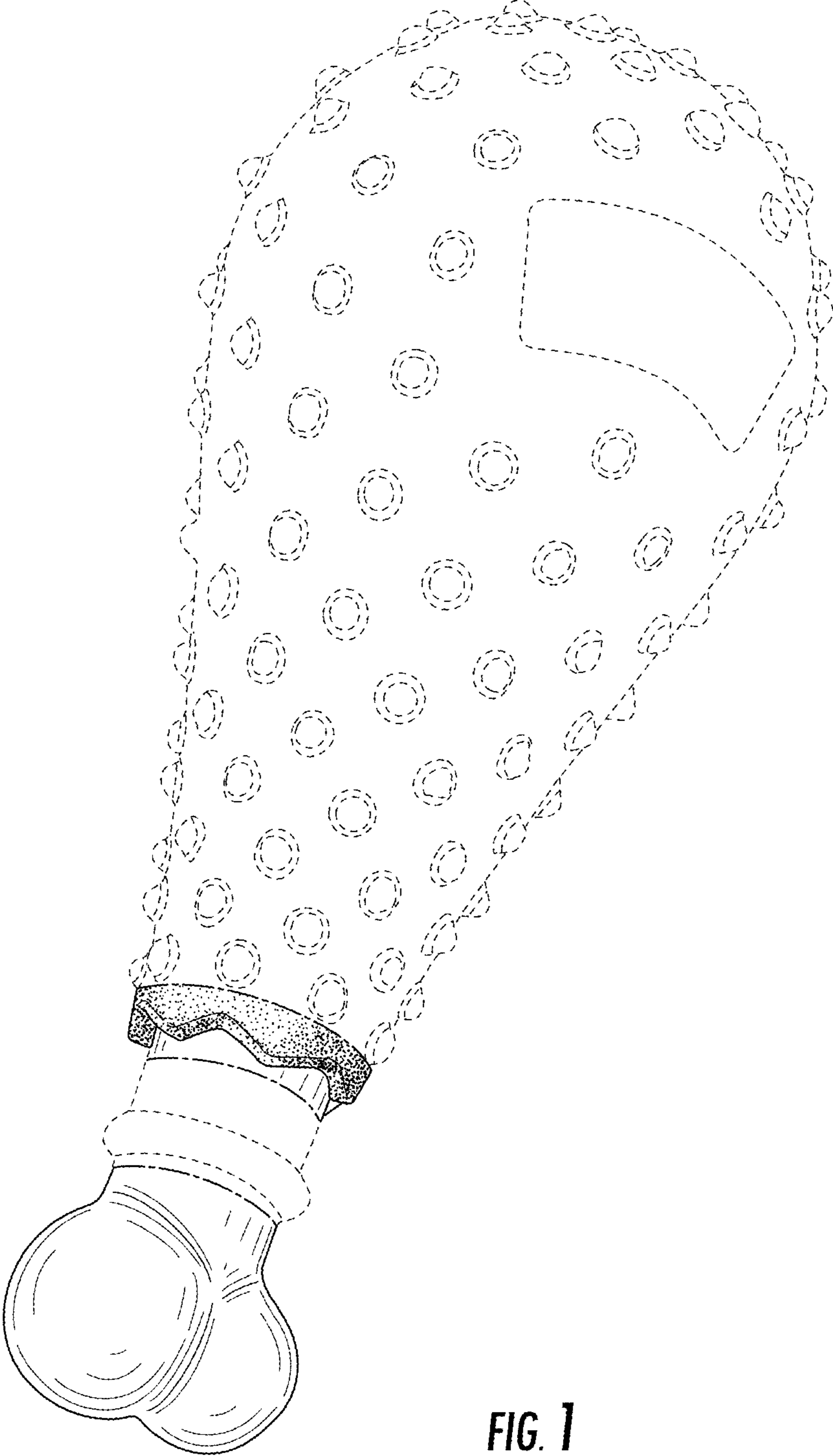


FIG. 1




FIG. 2




FIG. 3

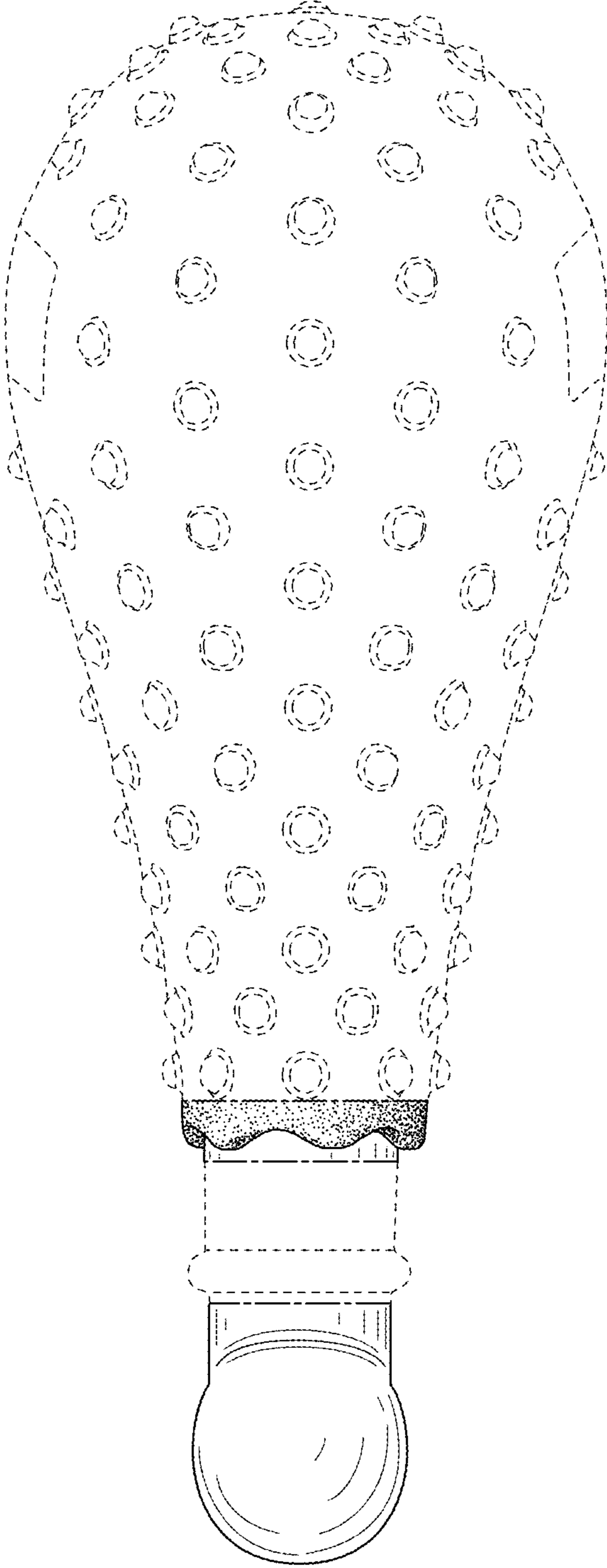


FIG. 4

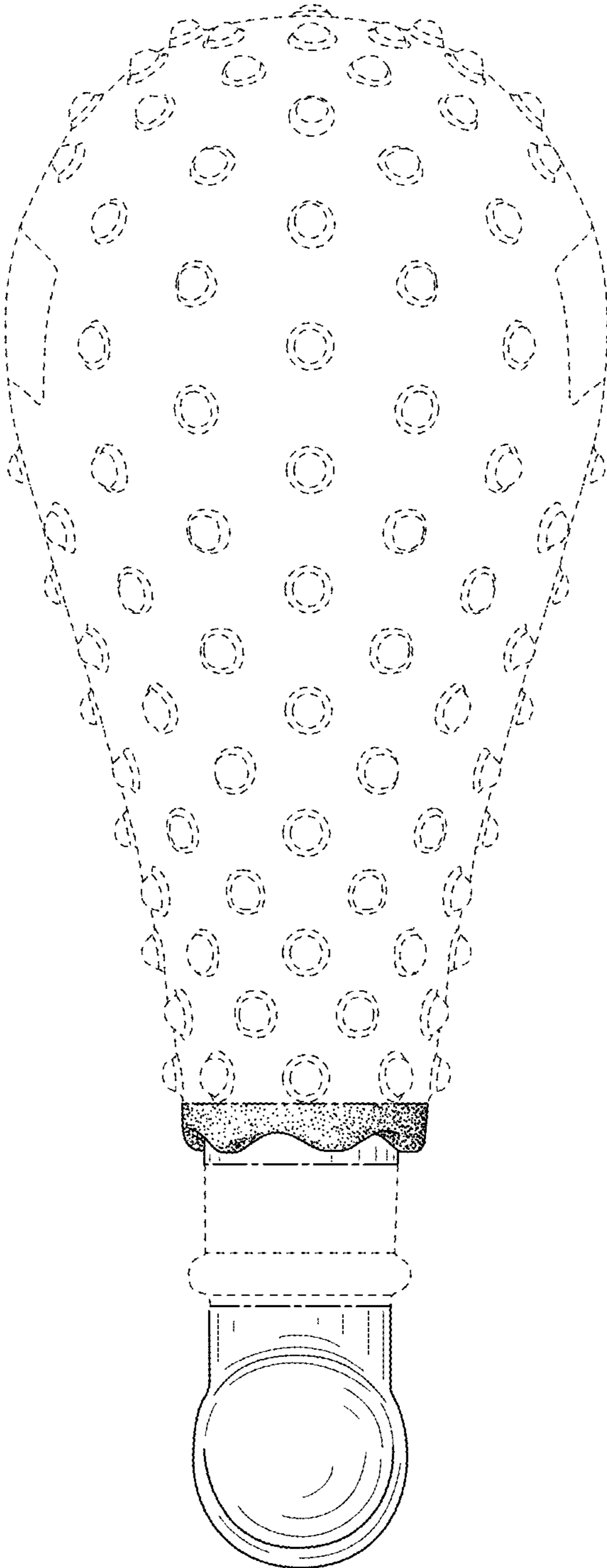


FIG. 5

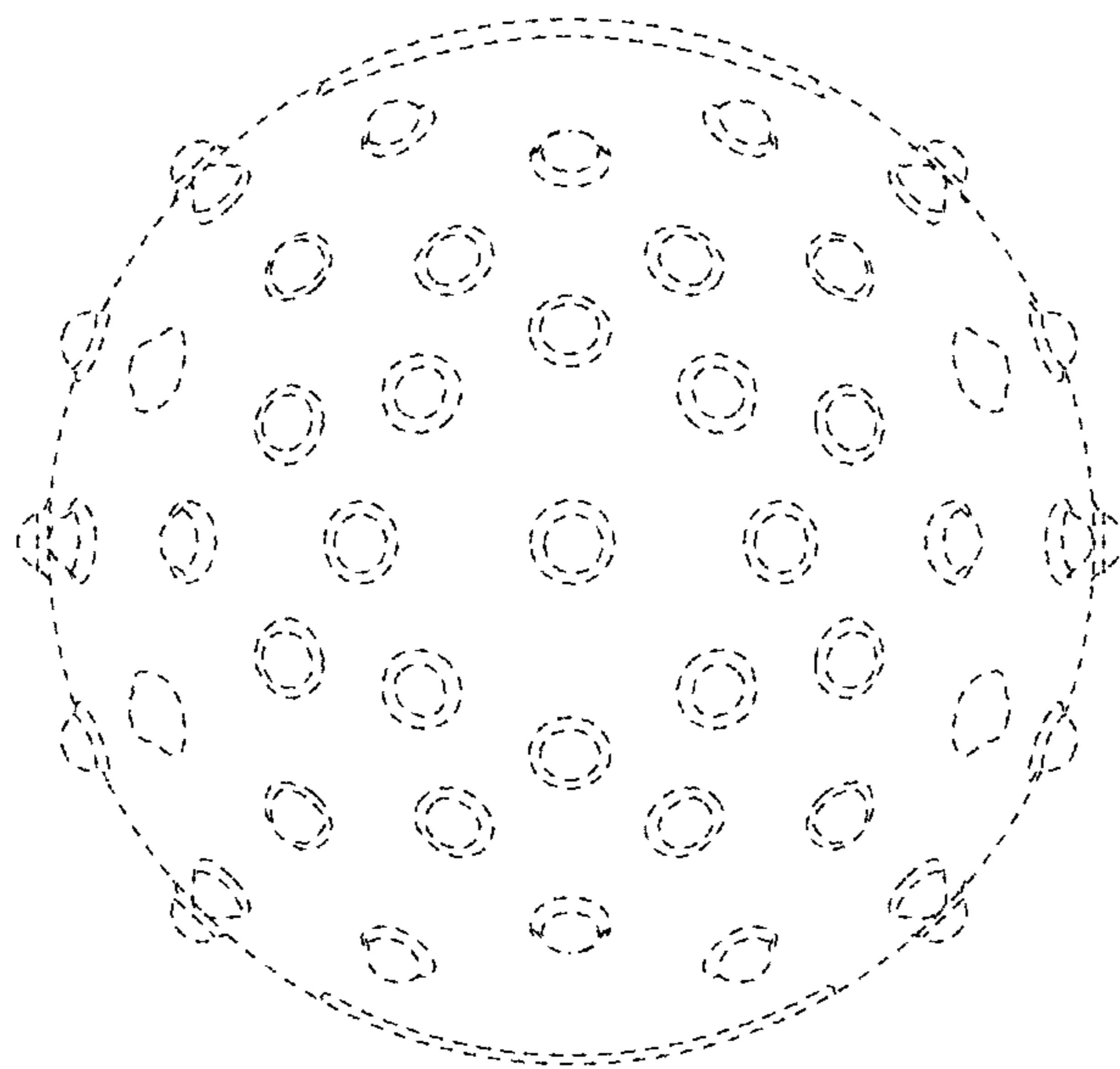


FIG. 6

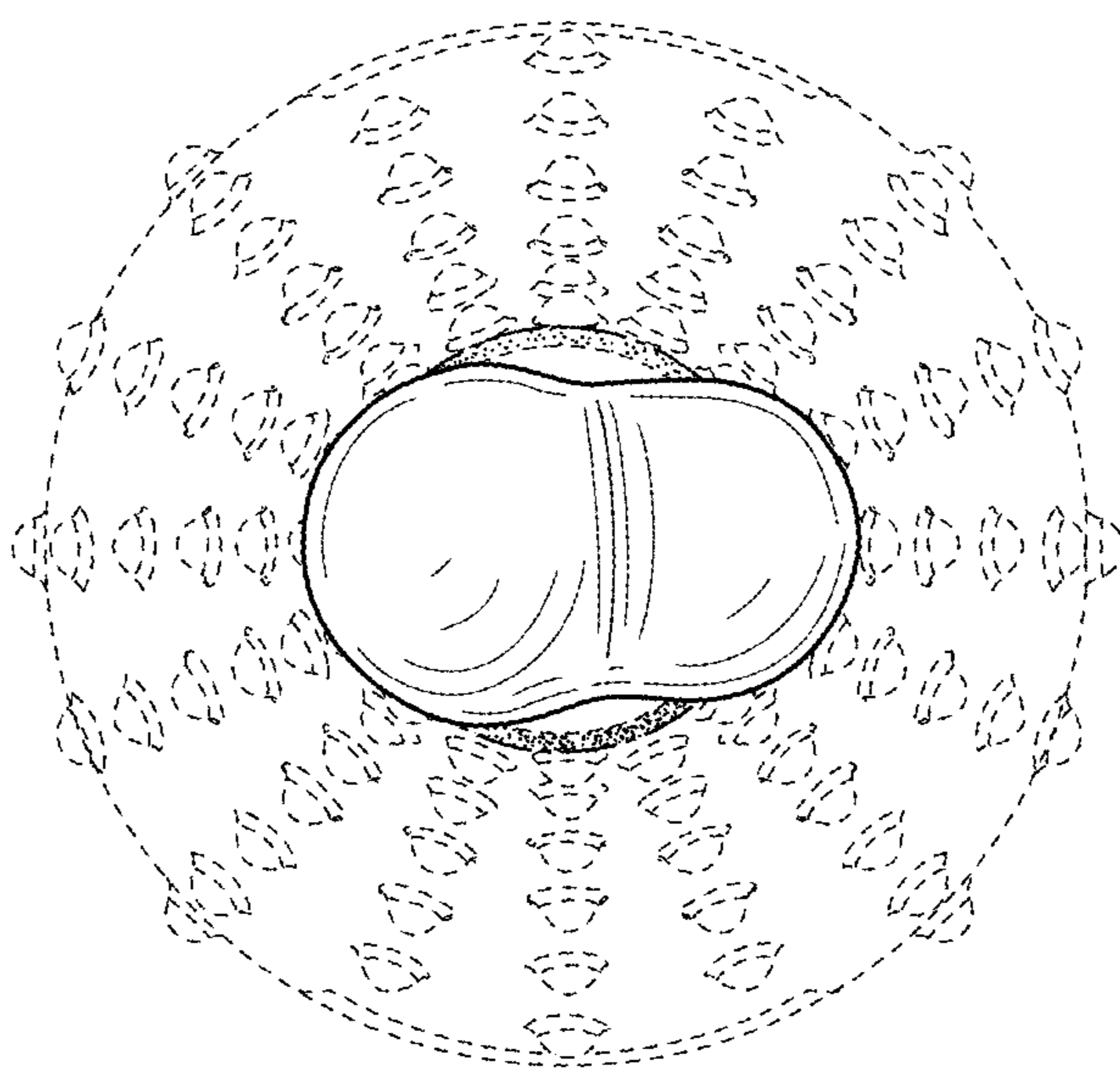


FIG. 7