



US00D702402S

(12) **United States Design Patent**
Pew

(10) **Patent No.:** **US D702,402 S**

(45) **Date of Patent:** **** Apr. 8, 2014**

(54) **PROTECTIVE RING**

(76) Inventor: **Lucille Pew**, Minneapolis, MN (US)

(**) Term: **14 Years**

(21) Appl. No.: **29/414,939**

(22) Filed: **Mar. 6, 2012**

(51) **LOC (10) Cl.** **02-06**

(52) **U.S. Cl.**
USPC **D29/113**

(58) **Field of Classification Search**

USPC D2/610, 611, 612, 613, 614, 615, 616,
D2/617, 618, 619, 629, 621, 622, 623;
D3/226; D11/26, 27; D20/33;
D21/807; D28/56, 63; D29/113, 114,
D29/116.1, 116.2, 117.1, 117.2, 120.1, 123;
D32/40, 41, 42, 43; 2/16, 21, 158, 159,
2/160, 161.1, 161.2, 161.3, 161.4, 161.5,
2/161.6, 161.7, 161.8, 162, 167, 168,
2/169, 170, 907, 910, 917; 15/104.94,
15/227

See application file for complete search history.

(56) **References Cited**

U.S. PATENT DOCUMENTS

113,519 A * 4/1871 Holmes 223/101
129,392 A * 7/1872 Budington 223/101
496,520 A 5/1893 Lord
1,115,619 A 11/1914 Tsukamoto
1,337,957 A * 4/1920 Rasmussen 2/21
1,516,385 A * 11/1924 Keck 2/21
1,643,336 A * 9/1927 Frost 30/169
1,783,984 A * 12/1930 Shane 2/21
2,225,571 A * 12/1940 Smith 2/21
D178,724 S * 9/1956 Fink D28/56
2,903,701 A * 9/1959 Robinson 2/21

3,593,339 A 7/1971 Main et al.
D225,389 S * 12/1972 Carter D29/120.1
4,269,205 A 5/1981 Clark et al.
4,573,220 A 3/1986 Baker
4,689,828 A 9/1987 Brewer
4,704,472 A 11/1987 Conn et al.
4,845,777 A 7/1989 Mersinas
D314,727 S * 2/1991 Samaras D11/27
D334,085 S * 3/1993 Niemann D29/113
D358,687 S 5/1995 Kim
5,450,626 A * 9/1995 Sorrels 2/21
D364,007 S 11/1995 McLaren et al.
5,520,626 A 5/1996 Schaeffer
D373,656 S * 9/1996 Sorrels D29/114
5,803,094 A * 9/1998 Becker et al. 132/200
5,991,918 A 11/1999 Choate
7,055,177 B2 6/2006 Svrcek
7,251,836 B2 8/2007 Santiago
D648,487 S * 11/2011 Demaree D28/56
8,061,370 B2 11/2011 Giachetti et al.
D657,094 S * 4/2012 Logan D29/114

* cited by examiner

Primary Examiner — Karen E Eldridge Powers

(74) *Attorney, Agent, or Firm* — Thomas J. Nikolai; Nikolai & Mersereau, P.A.

(57) **CLAIM**

The ornamental design for a protective ring, as shown and described.

DESCRIPTION

FIG. 1 is a perspective view of the protective ring;
FIG. 2 is a front elevation view thereof;
FIG. 3 is a rear elevation view thereof;
FIG. 4 is a side elevation view thereof;
FIG. 5 is a second side elevation view thereof;
FIG. 6 is a top plan view thereof; and,
FIG. 7 is a bottom plan view thereof.

1 Claim, 1 Drawing Sheet


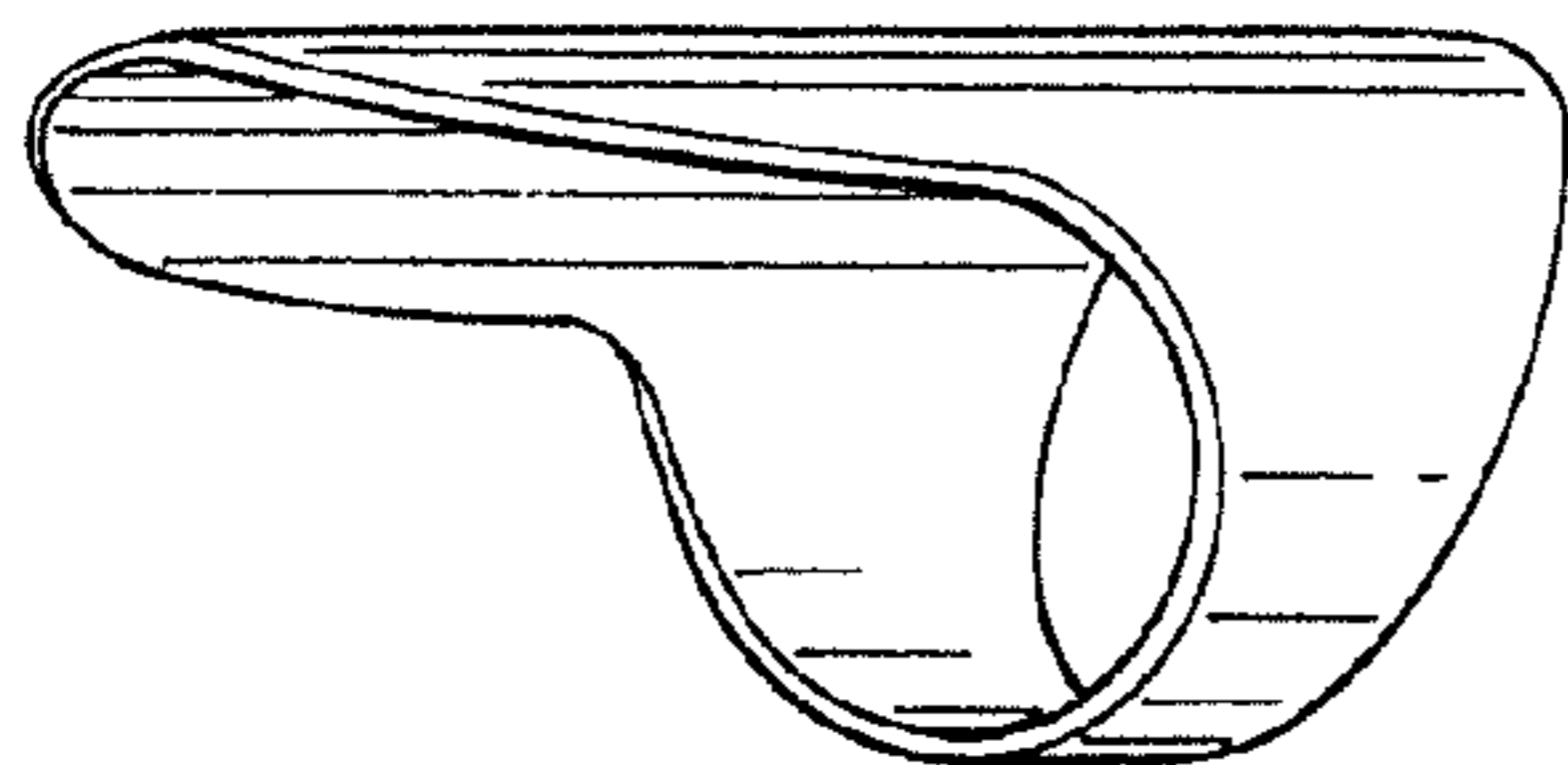


FIG. 1

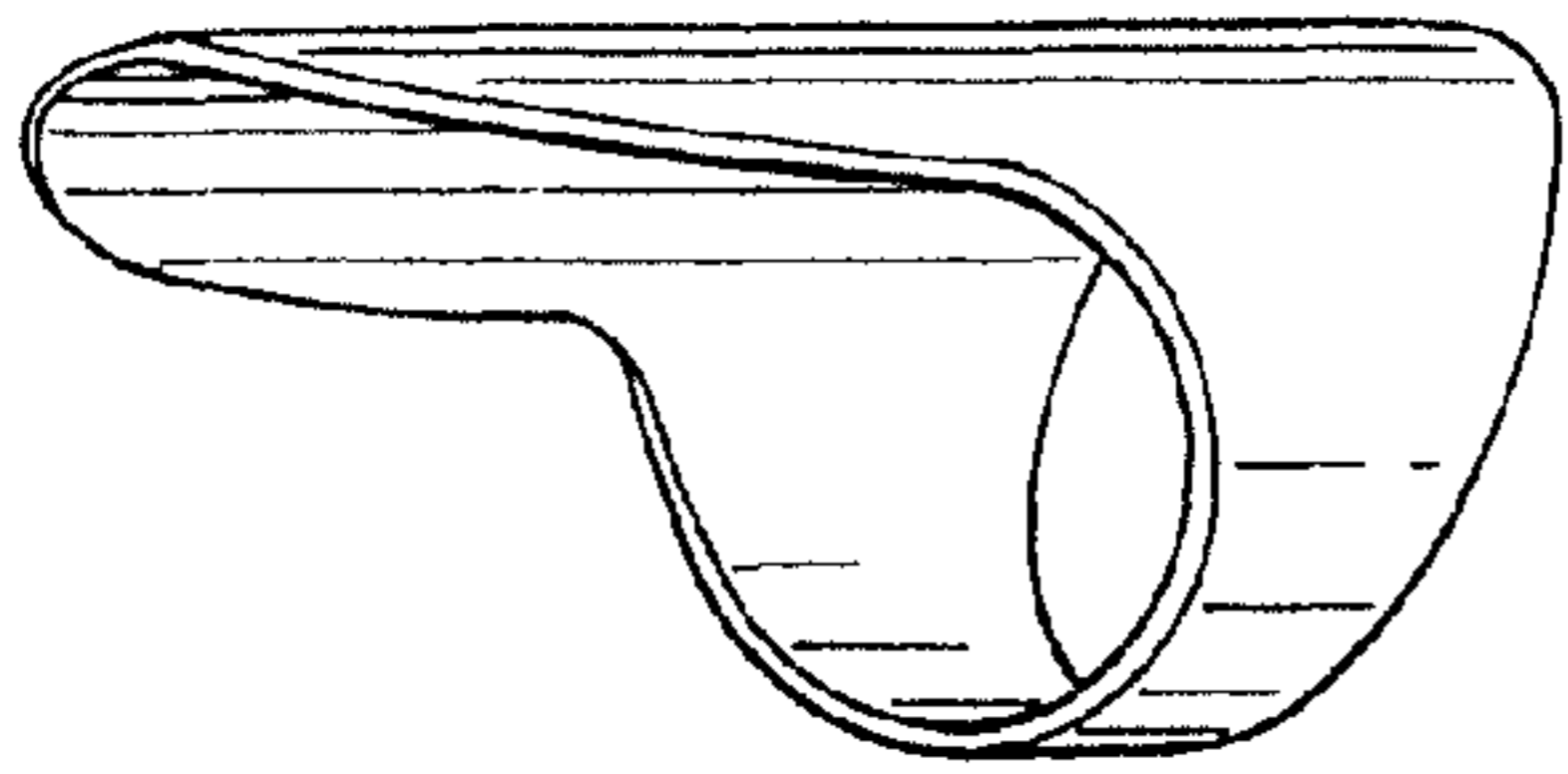


FIG. 2

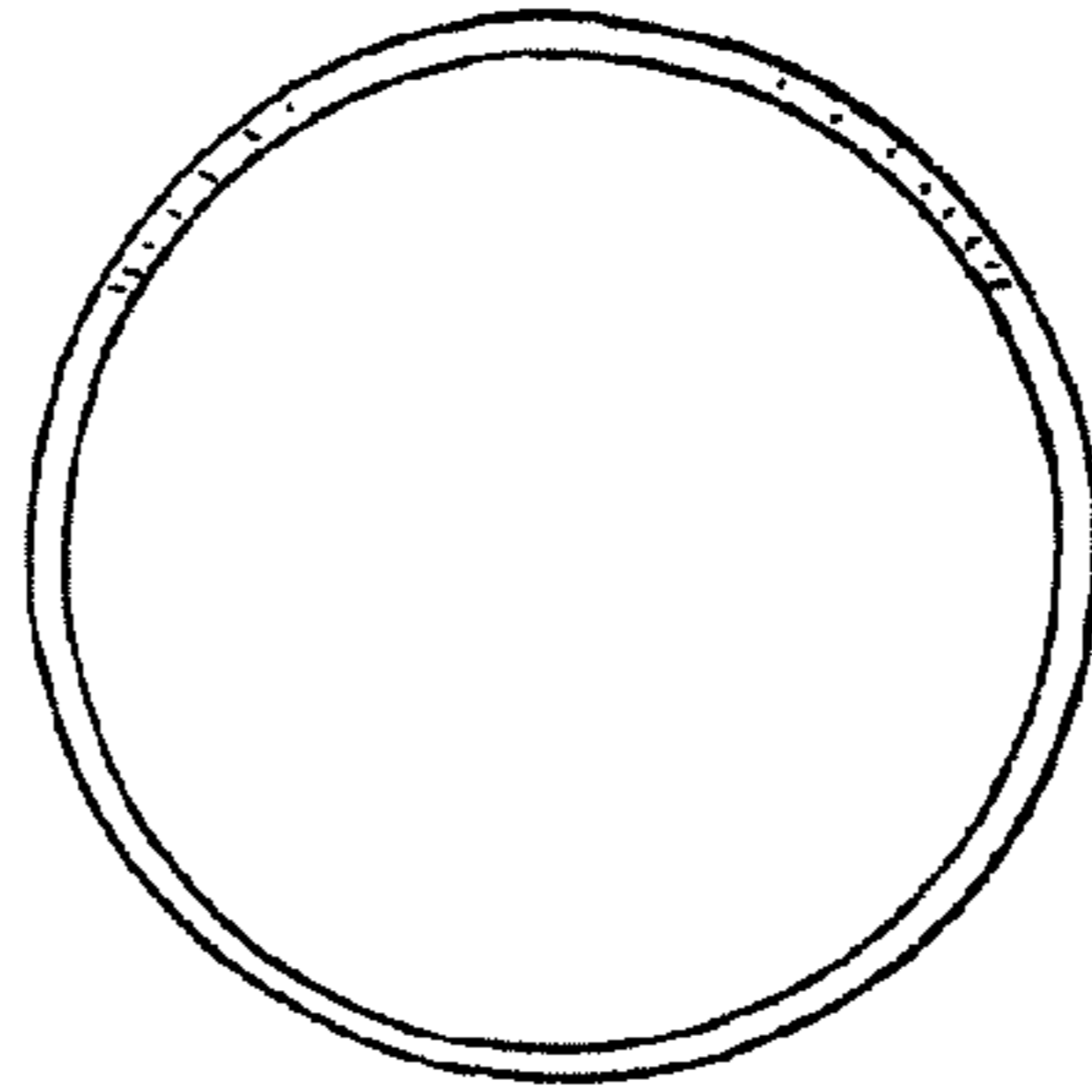


FIG. 3

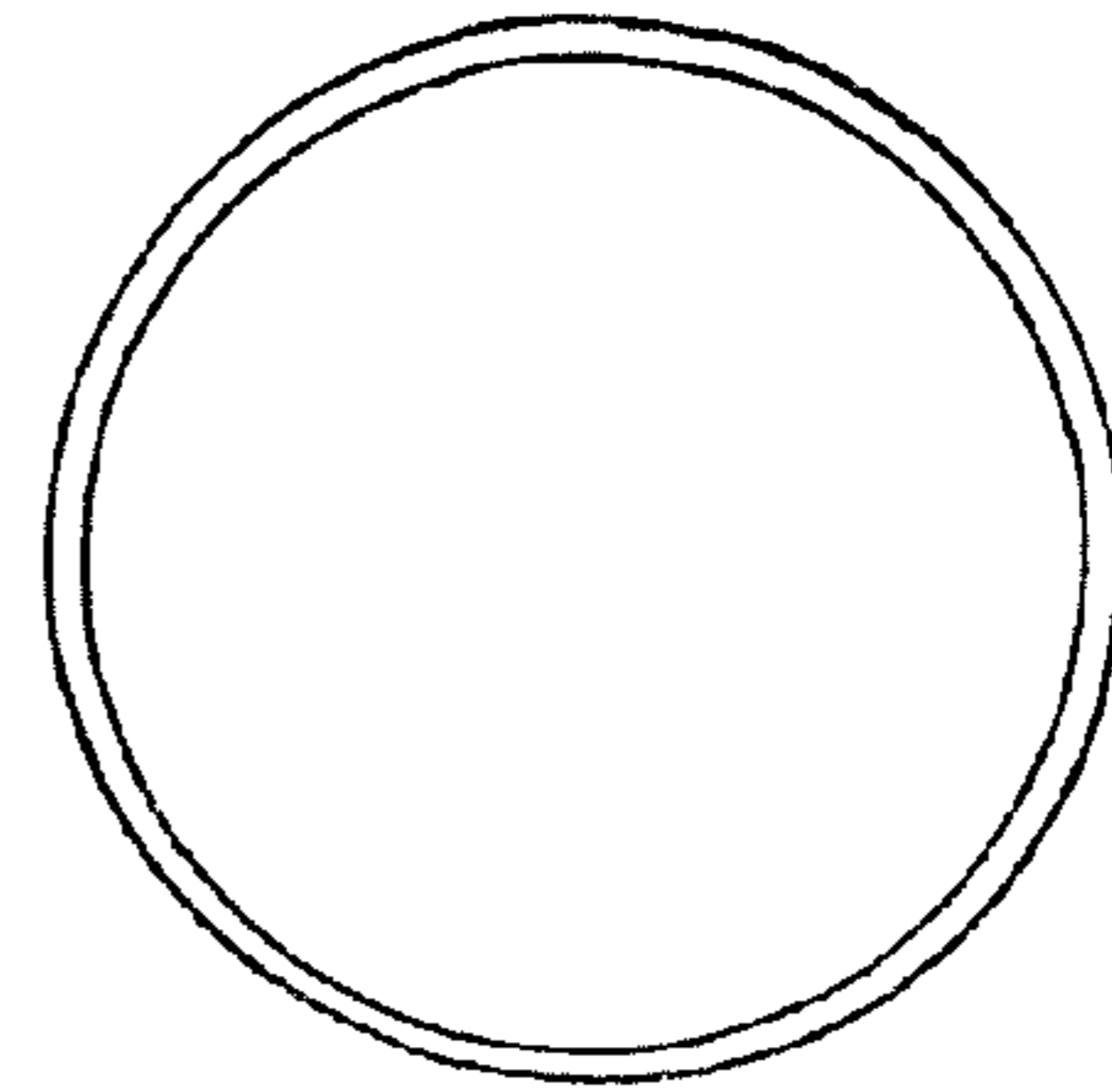


FIG. 4

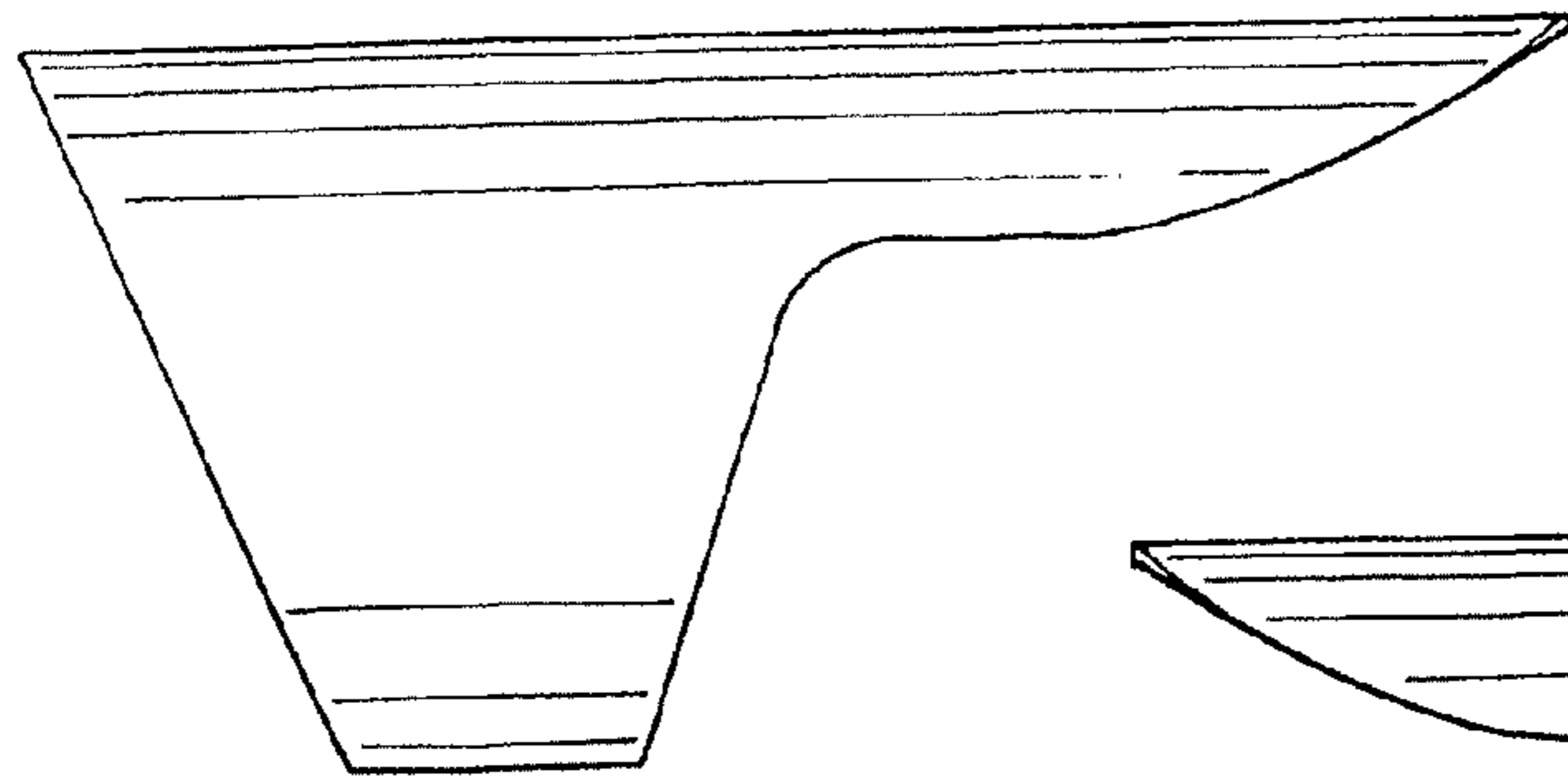


FIG. 5



FIG. 6

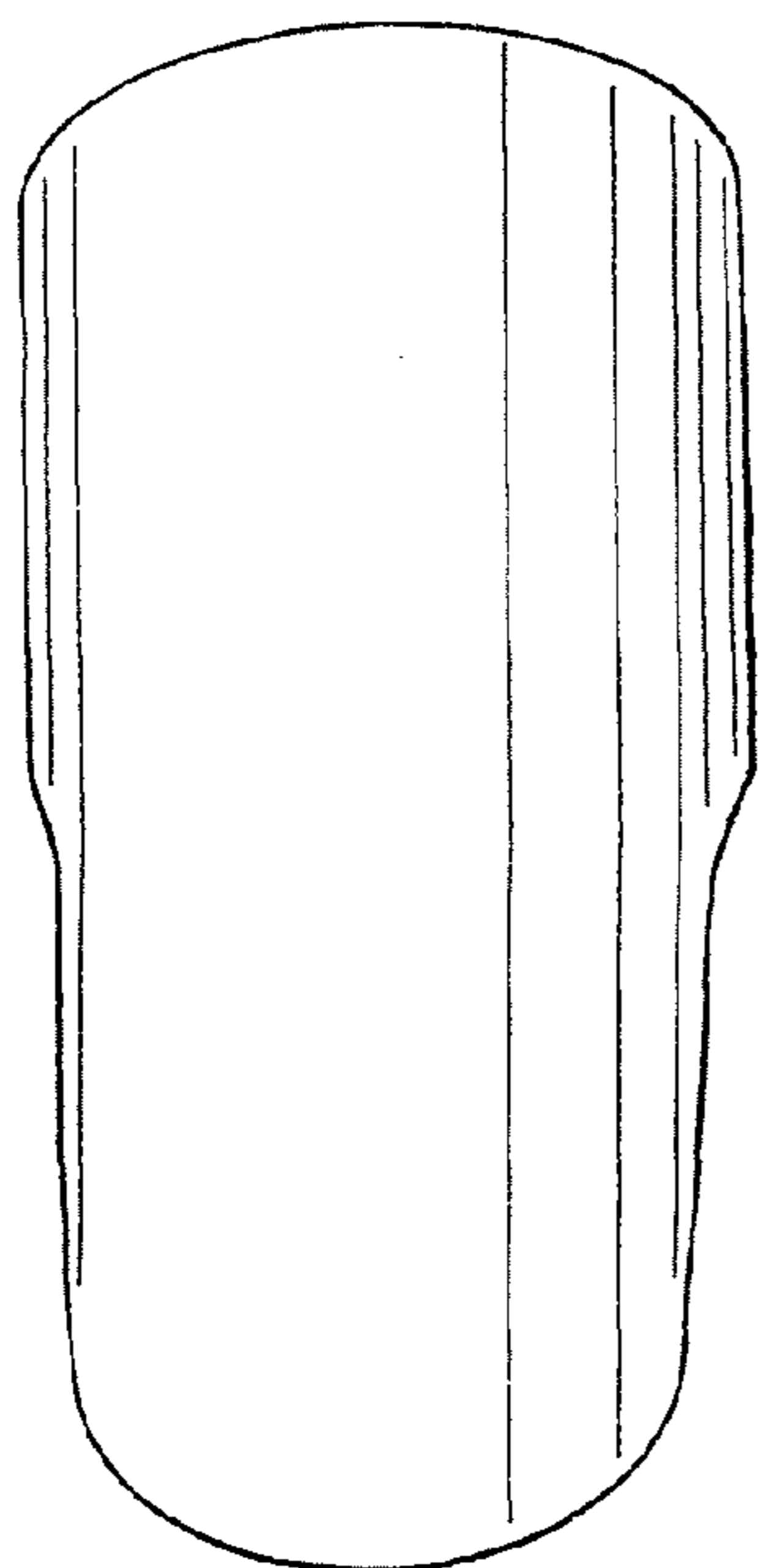


FIG. 7

