



US00D702401S

(12) **United States Design Patent**  
**Phillips**

(10) **Patent No.:** **US D702,401 S**

(45) **Date of Patent:** **\*\* \*Apr. 8, 2014**

(54) **FACEMASK**

(71) Applicant: **Beardo, Inc.**, Stratford (CA)

(72) Inventor: **Jeff Phillips**, Stratford (CA)

(73) Assignee: **Beardo Inc.**, Stratford, Ontario (CA)

(\*) Notice: This patent is subject to a terminal disclaimer.

(\*\*) Term: **14 Years**

(21) Appl. No.: **29/451,513**

(22) Filed: **Apr. 3, 2013**

(51) **LOC (10) Cl.** ..... **29-02**

(52) **U.S. Cl.**  
USPC ..... **D29/108**

(58) **Field of Classification Search**  
USPC ..... D29/100, 102, 105, 106, 107, 108, 110,  
D29/122; D2/500, 501, 855, 878, 880, 881;  
D24/110.1; 2/455, 456, 410, 423, 424,  
2/425, 9, 171, 173, 206, 207, 906;  
128/857, 858, 201.22, 201.23, 201.24,  
128/206.21

See application file for complete search history.

(56) **References Cited**

**U.S. PATENT DOCUMENTS**

D327,339 S \* 6/1992 Rasmussen et al. .... D29/108  
D339,676 S \* 9/1993 Geving ..... D2/500

D369,442 S \* 4/1996 Jones ..... D29/108  
5,720,052 A \* 2/1998 Walker ..... 2/468  
D398,136 S \* 9/1998 Samelian ..... D2/600  
D531,385 S \* 11/2006 Lund ..... D2/500  
D569,079 S \* 5/2008 Whong ..... D2/502  
D636,128 S \* 4/2011 Hancock et al. .... D29/108  
D638,170 S \* 5/2011 Chen ..... D29/108  
D657,917 S \* 4/2012 Chen ..... D29/108  
D666,364 S \* 8/2012 Votel et al. .... D29/108  
D670,037 S \* 10/2012 Chen ..... D29/108  
D670,038 S \* 10/2012 Andrews et al. .... D29/108  
D671,688 S \* 11/2012 Sullivan, II ..... D29/108  
D681,881 S \* 5/2013 Pong ..... D29/108

\* cited by examiner

*Primary Examiner* — Elizabeth J Oswecki

(74) *Attorney, Agent, or Firm* — Fanelli Haag & Kilger PLLC

(57) **CLAIM**

The ornamental design for a facemask, as shown and described.

**DESCRIPTION**

FIG. 1 is a front view of a facemask showing my new design; FIG. 2 is a right side view thereof; FIG. 3 is a front perspective view thereof shown in a used condition on a wearer; FIG. 4 is a rear view thereof; and, FIG. 5 is a left side perspective view thereof. The broken lines showing a human head and shoulders in the drawing view of FIG. 3 form no part of the claimed design. All surfaces not shown form no part of the claimed design.

**1 Claim, 5 Drawing Sheets**





FIG. 1




FIG. 2


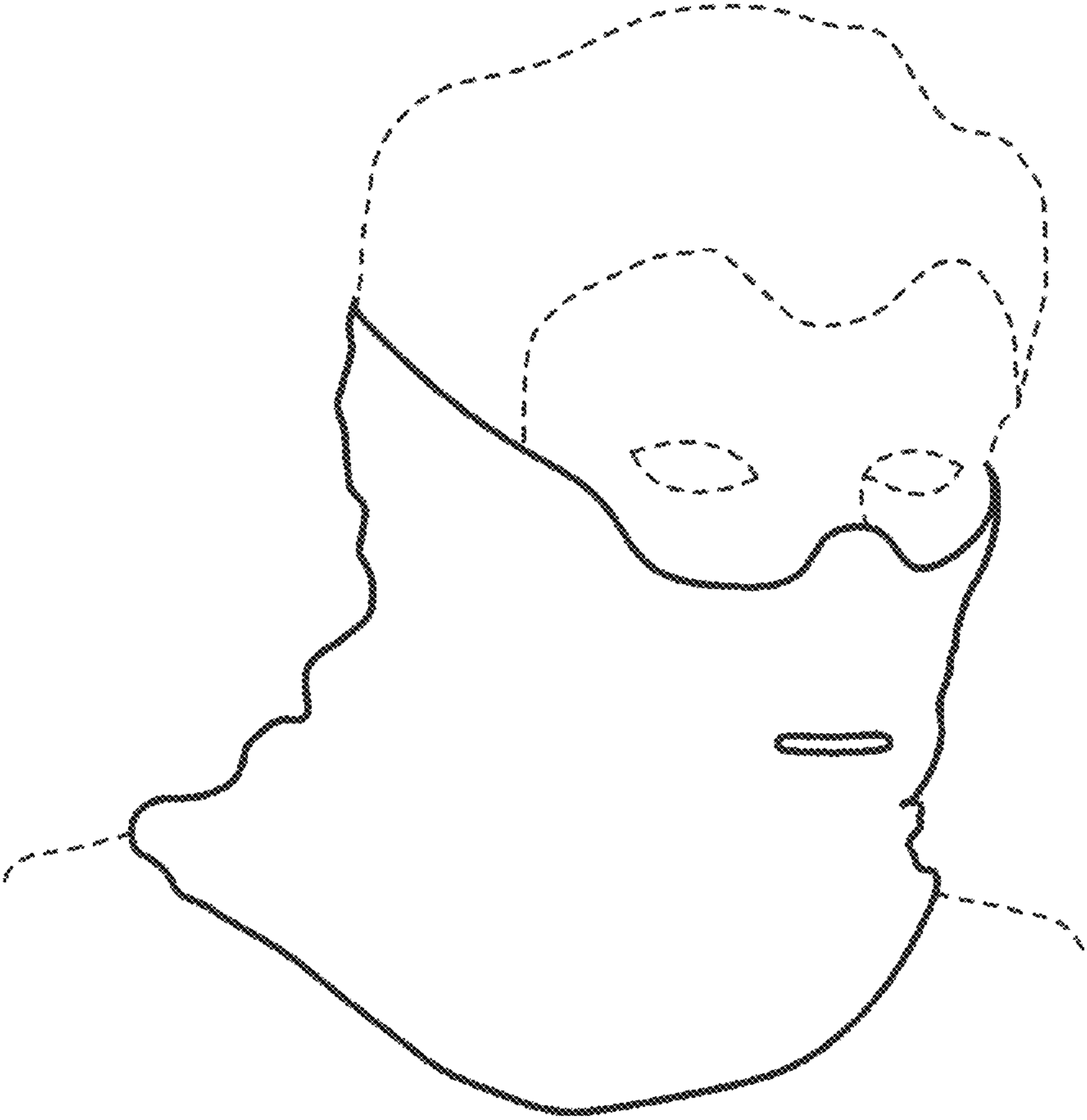



FIG.3



**FIG 4**



**FIG. 5**

