



US00D702399S

(12) **United States Design Patent**
Mosley

(10) **Patent No.:** **US D702,399 S**

(45) **Date of Patent:** **** *Apr. 8, 2014**

(54) **HAIR PIN**

(71) Applicant: **Teresa G. Mosley**, Smyrna, GA (US)

(72) Inventor: **Teresa G. Mosley**, Smyrna, GA (US)

(*) Notice: This patent is subject to a terminal disclaimer.

(**) Term: **14 Years**

(21) Appl. No.: **29/434,573**

(22) Filed: **Oct. 15, 2012**

(51) **LOC (10) Cl.** **28-03**

(52) **U.S. Cl.**
USPC **D28/42**

(58) **Field of Classification Search**
USPC D28/21-34, 39-43; 132/101, 126,
132/128-131, 144, 148, 219, 275-284
See application file for complete search history.

(56) **References Cited**

U.S. PATENT DOCUMENTS

1,799,510	A *	4/1931	Goldberg et al.	132/284
2,396,389	A *	3/1946	Reynolds	132/284
2,414,124	A *	1/1947	Reynolds	132/284
2,465,746	A *	3/1949	Pereny	132/284
2,489,598	A *	11/1949	Tick	132/284
2,490,856	A *	12/1949	Daras	132/284
2,522,911	A *	9/1950	Weaver	132/284
2,584,637	A *	2/1952	Sprinkle	132/284
2,598,456	A *	5/1952	Snyder	132/284

3,058,477	A *	10/1962	Dewing	132/284
3,316,921	A *	5/1967	Westburg et al.	132/284
3,540,491	A *	11/1970	Solomon	140/87

* cited by examiner

Primary Examiner — Zenia Bennett

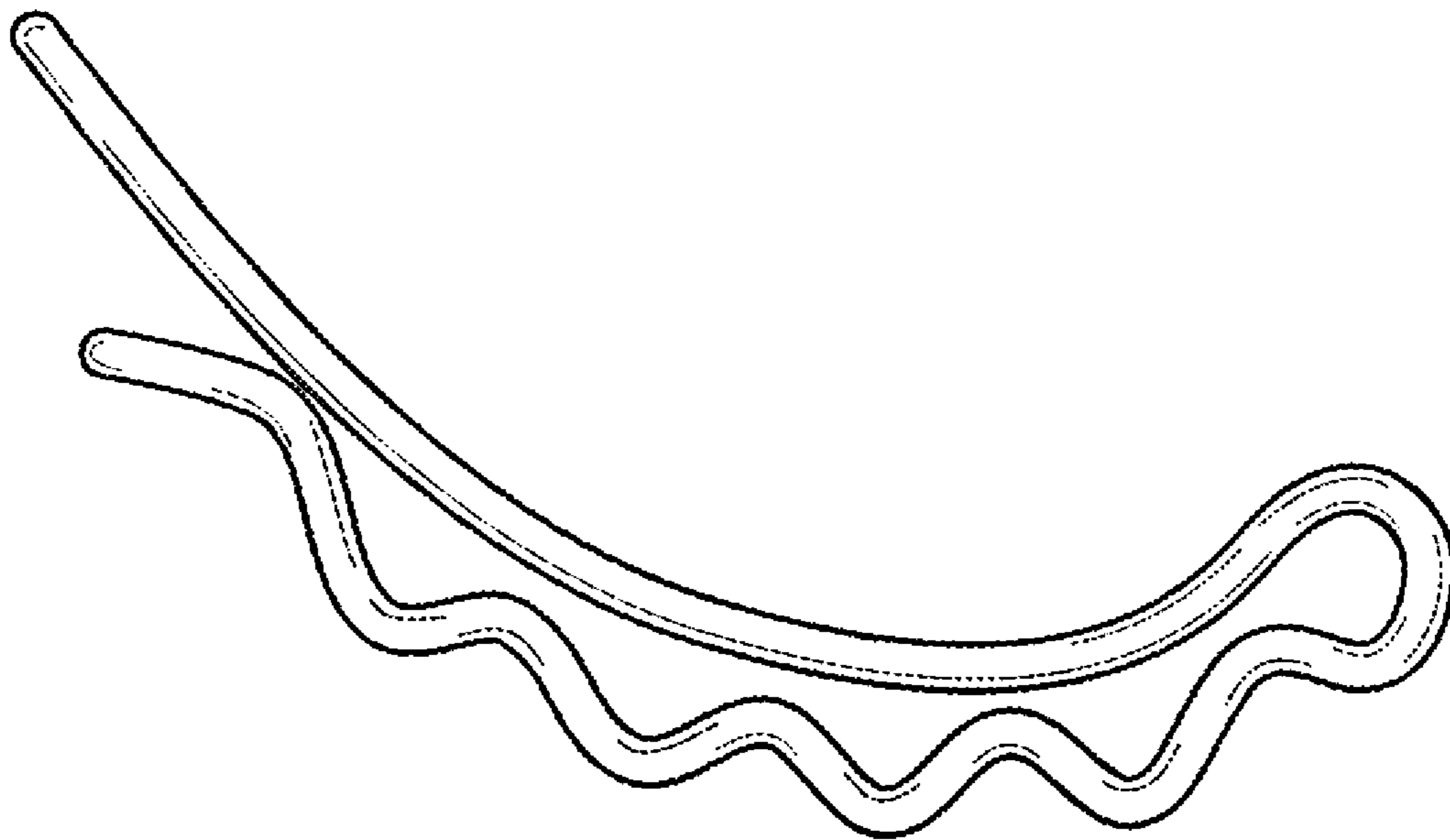
(57) **CLAIM**

The ornamental design for a hair pin, as shown and described.

DESCRIPTION

FIG. 1 is a perspective view of the hair pin showing the new design;
 FIG. 2 is a front view of the hair pin of FIG. 1; the rear view being a mirror image thereof;
 FIG. 3 is a side view of the open end of the hair pin of FIG. 1;
 FIG. 4 is a perspective view of an alternate embodiment of the hair pin;
 FIG. 5 is a front view of the hair pin of FIG. 4; the rear view being a mirror image thereof;
 FIG. 6 is a side view of the open end of the hair pin of FIG. 4;
 and,
 FIG. 7 is a side view of the hair pin of FIGS. 1 and 4, showing the new hair pin disposed in a French roll hairstyle.
 The broken lines shown in FIG. 7 represent the portions of a person's head, neck, and hair profile which form no part of the claimed design.

1 Claim, 3 Drawing Sheets



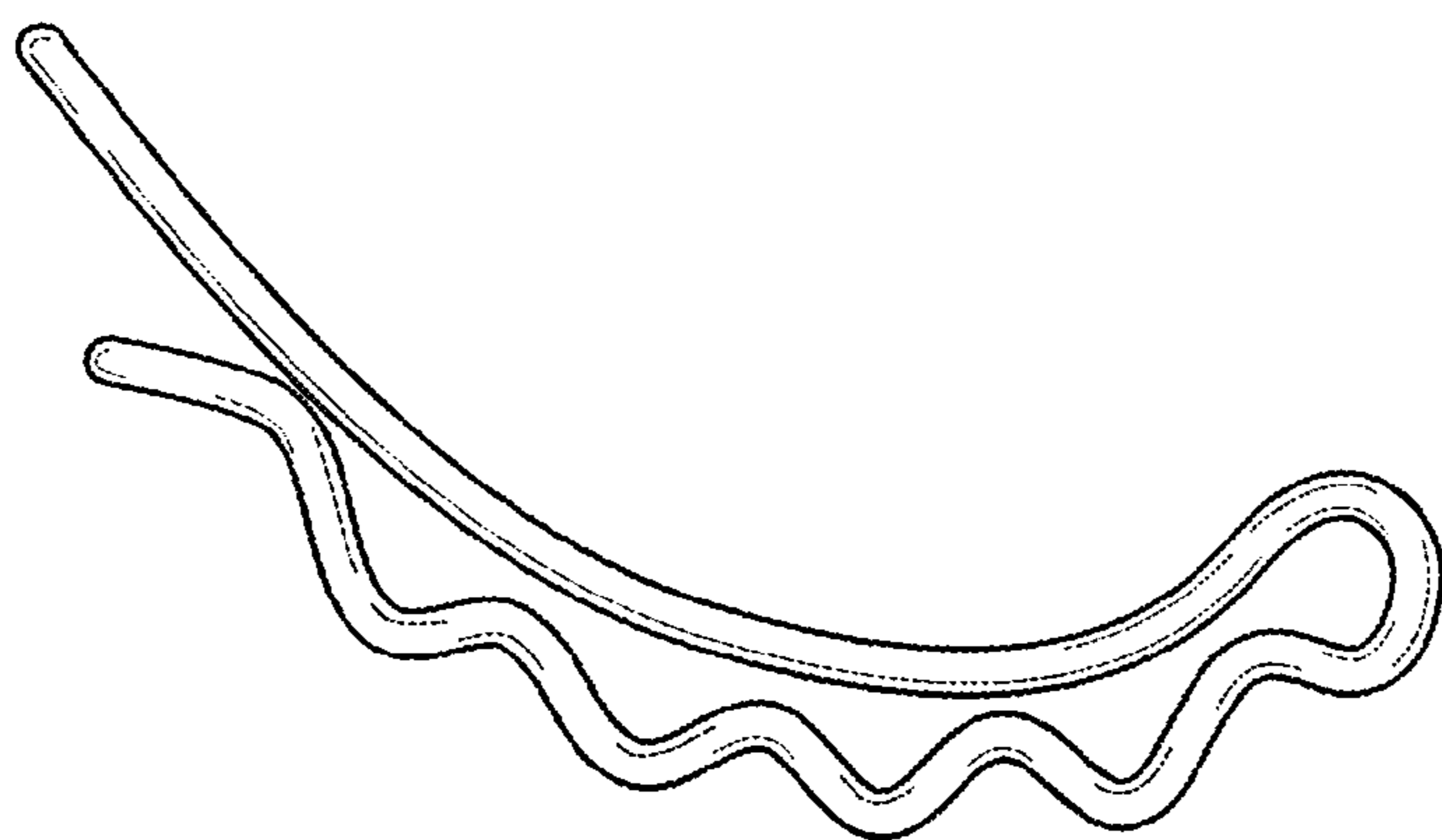


FIG. 1




FIG. 2



FIG. 3




FIG. 4




FIG. 5



FIG. 6

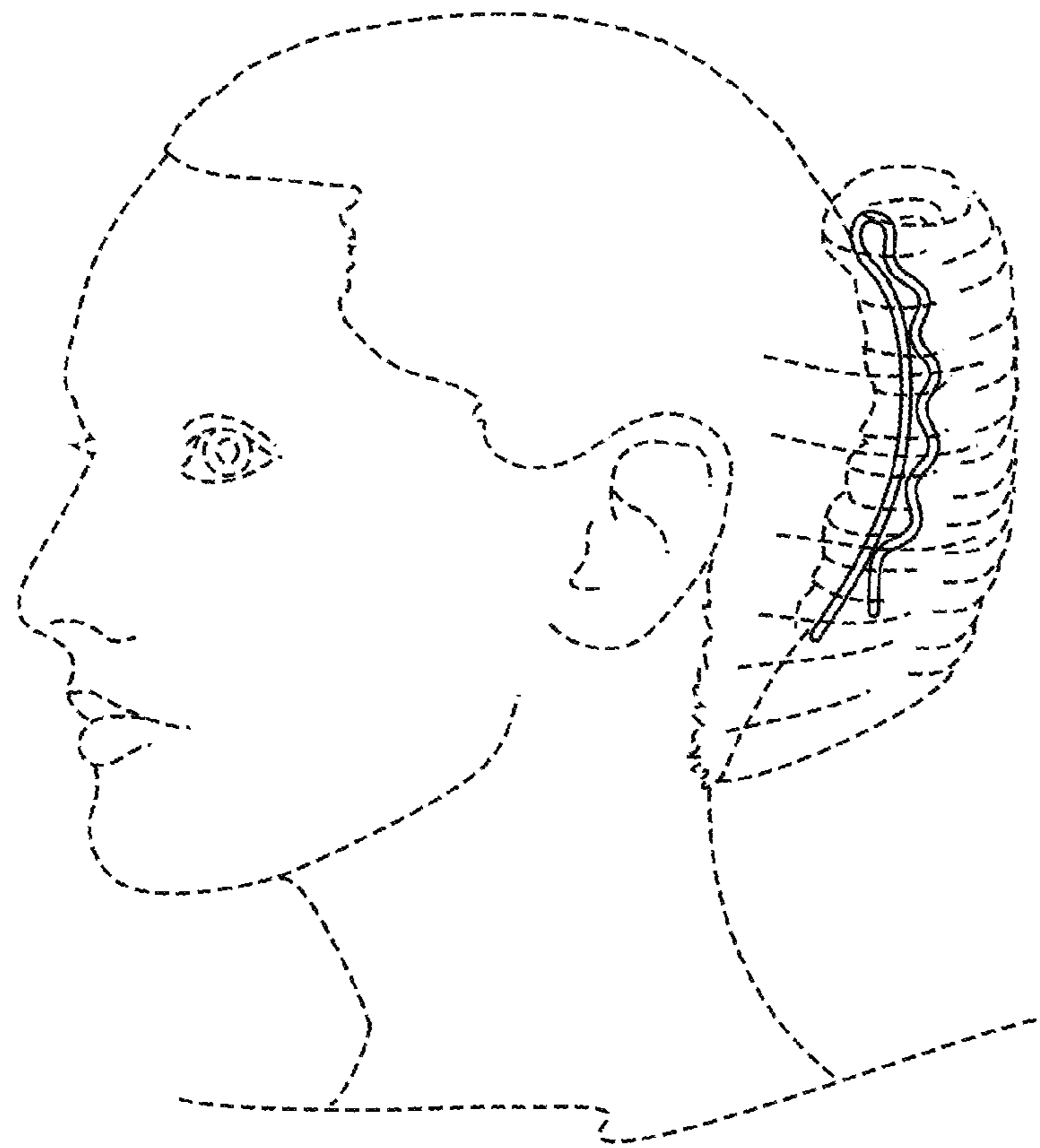


FIG. 7