



US00D702363S

(12) **United States Design Patent**
Tai

(10) **Patent No.:** **US D702,363 S**

(45) **Date of Patent:** **** Apr. 8, 2014**

(54) **PERSONAL MASSAGER**

D685,917 S * 7/2013 Chen D24/215
D685,918 S * 7/2013 Chen D24/215
2002/0103415 A1* 8/2002 Manska et al. 600/38

(71) Applicant: **Gizmospring.com Dongguan Limited,**
Dongguan (CN)

* cited by examiner

(72) Inventor: **Chih-Yao Tai,** Admiralty (HK)

Primary Examiner — Sandra Snapp

(73) Assignee: **Gizmospring.com Dongguan Limited,**
Dongguan (CN)

(74) *Attorney, Agent, or Firm* — Davis Wright Tremaine
LLP; Heather M. Colburn

(**) Term: **14 Years**

(57) **CLAIM**

The ornamental design for a personal massager, as shown and described.

(21) Appl. No.: **29/457,404**

(22) Filed: **Jun. 10, 2013**

DESCRIPTION

(30) **Foreign Application Priority Data**

Dec. 18, 2012 (CN) 2012 3 0637120

(51) **LOC (10) Cl.** **28-03**

(52) **U.S. Cl.**
USPC **D24/215**

(58) **Field of Classification Search**
USPC D24/200, 211, 212, 213, 214, 215;
601/114, 120, 121, 124, 125, 130, 131,
601/134, 135, 136, 137
See application file for complete search history.

FIG. 1 is a right side perspective view of a first embodiment of a personal massager showing my new design;
FIG. 2 is a front elevation view thereof;
FIG. 3 is a right side elevation view thereof;
FIG. 4 is a left side elevation view thereof;
FIG. 5 is a rear elevation view thereof;
FIG. 6 is a top plan view thereof;
FIG. 7 is a bottom plan view thereof;
FIG. 8 is a right side perspective view of a second embodiment of a personal massager;
FIG. 9 is a front elevation view thereof;
FIG. 10 is a right side elevation view thereof;
FIG. 11 is a left side elevation view thereof;
FIG. 12 is a rear elevation view thereof;
FIG. 13 is a top plan view thereof; and,
FIG. 14 is a bottom plan view thereof.

The broken lines represent portions of the personal massager that form no part of the claim.

(56) **References Cited**

U.S. PATENT DOCUMENTS

D606,208 S * 12/2009 Nan et al. D24/215
D653,349 S * 1/2012 Chong et al. D24/215
D681,219 S * 4/2013 Chen D24/215
D681,223 S * 4/2013 Chen D24/215

1 Claim, 12 Drawing Sheets





FIG.1

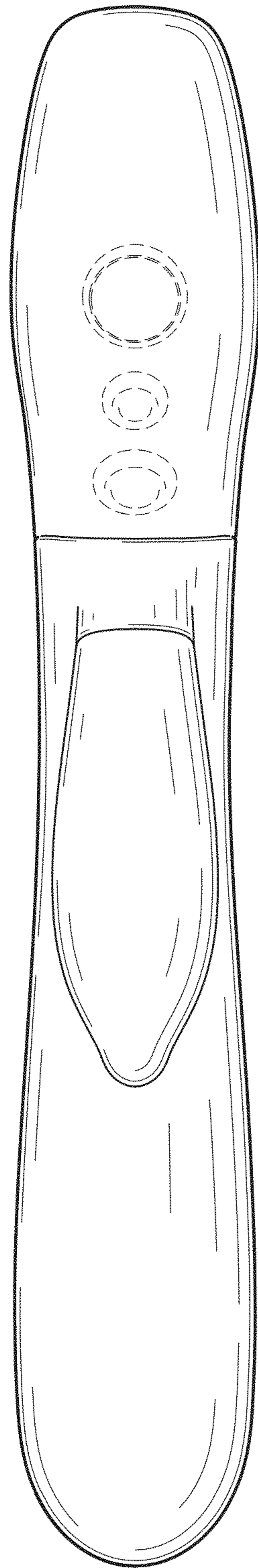


FIG. 2



FIG. 3



FIG. 4

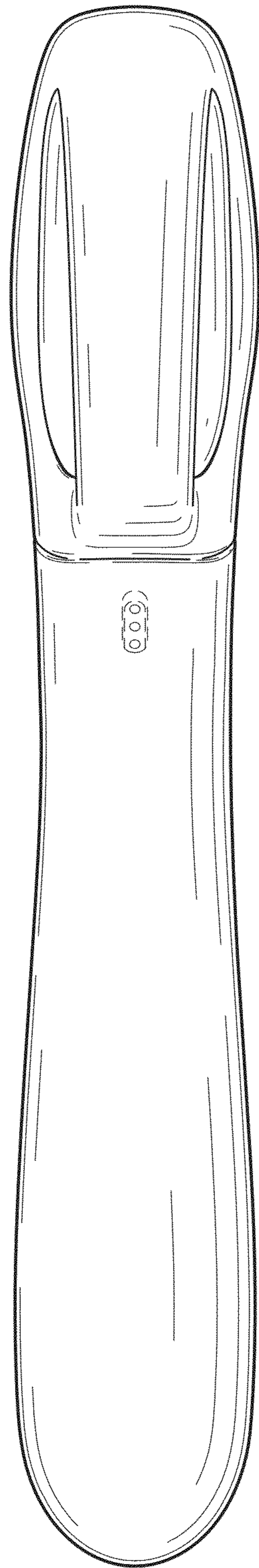


FIG. 5



FIG. 6

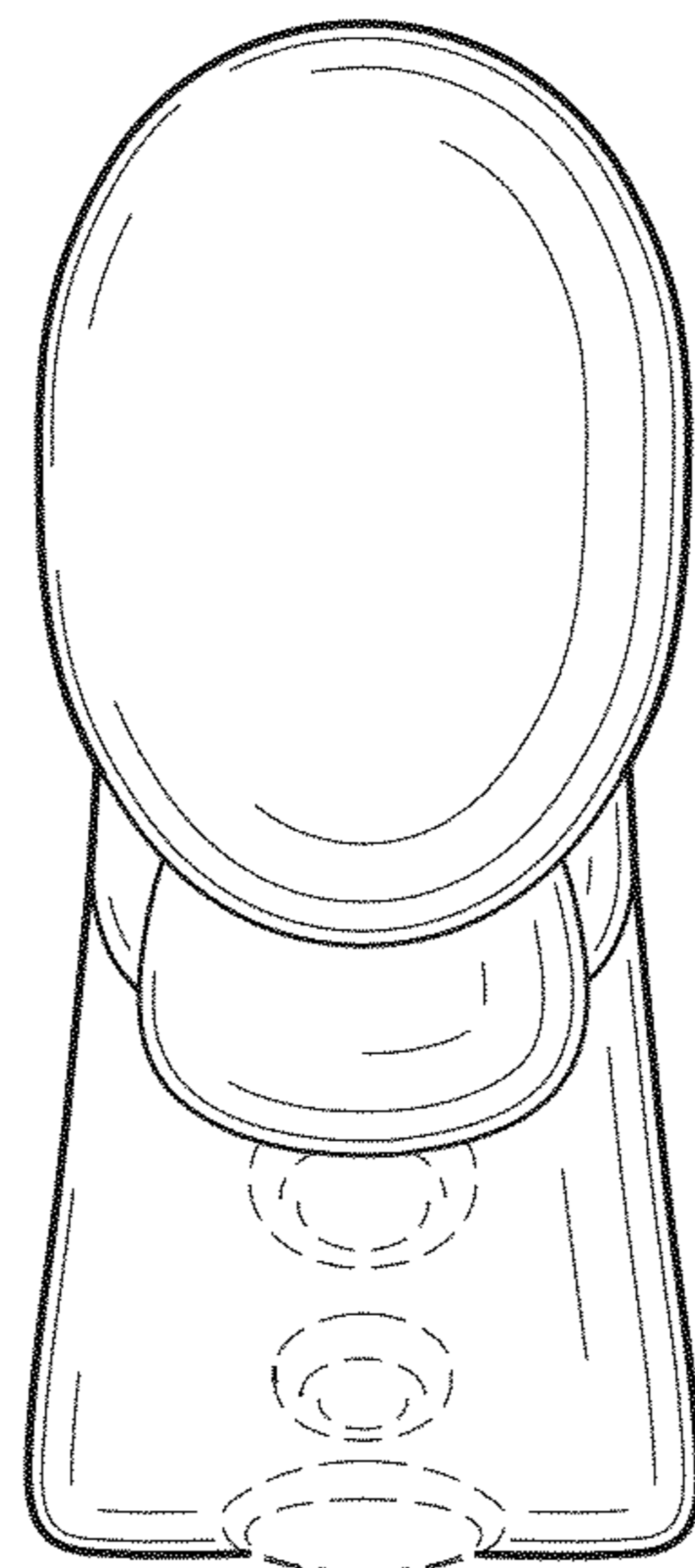


FIG. 7



FIG. 8

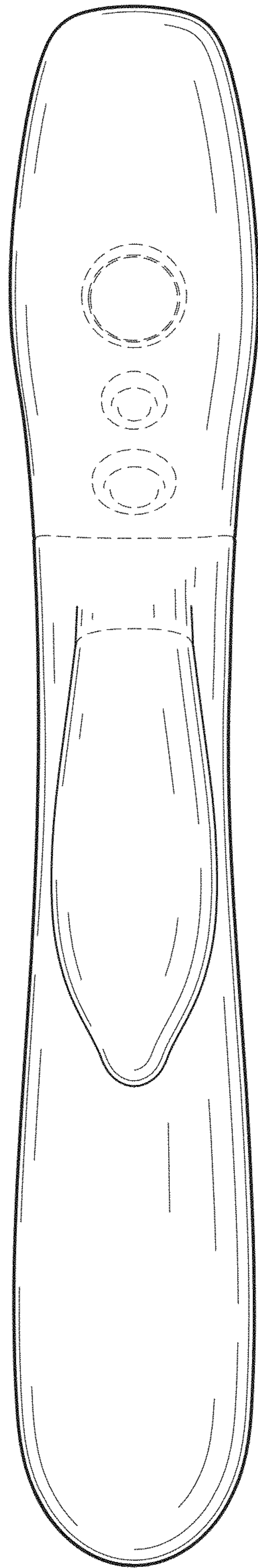


FIG. 9



FIG.10



FIG.11

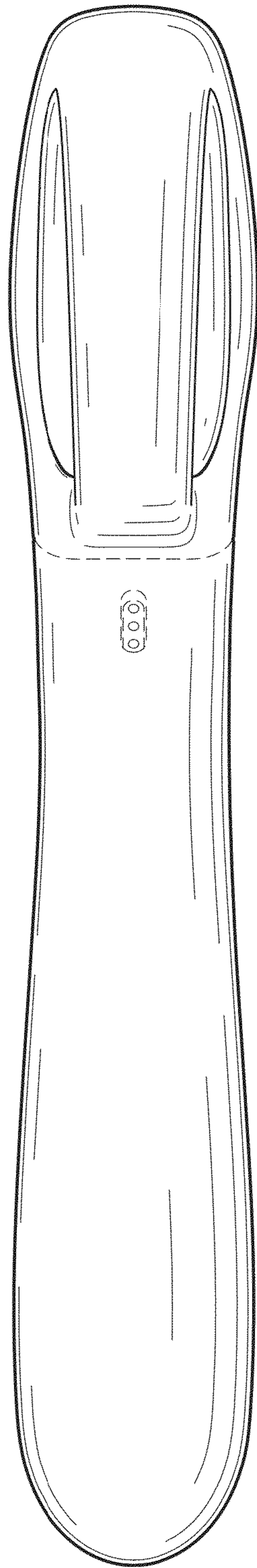


FIG.12



FIG.13

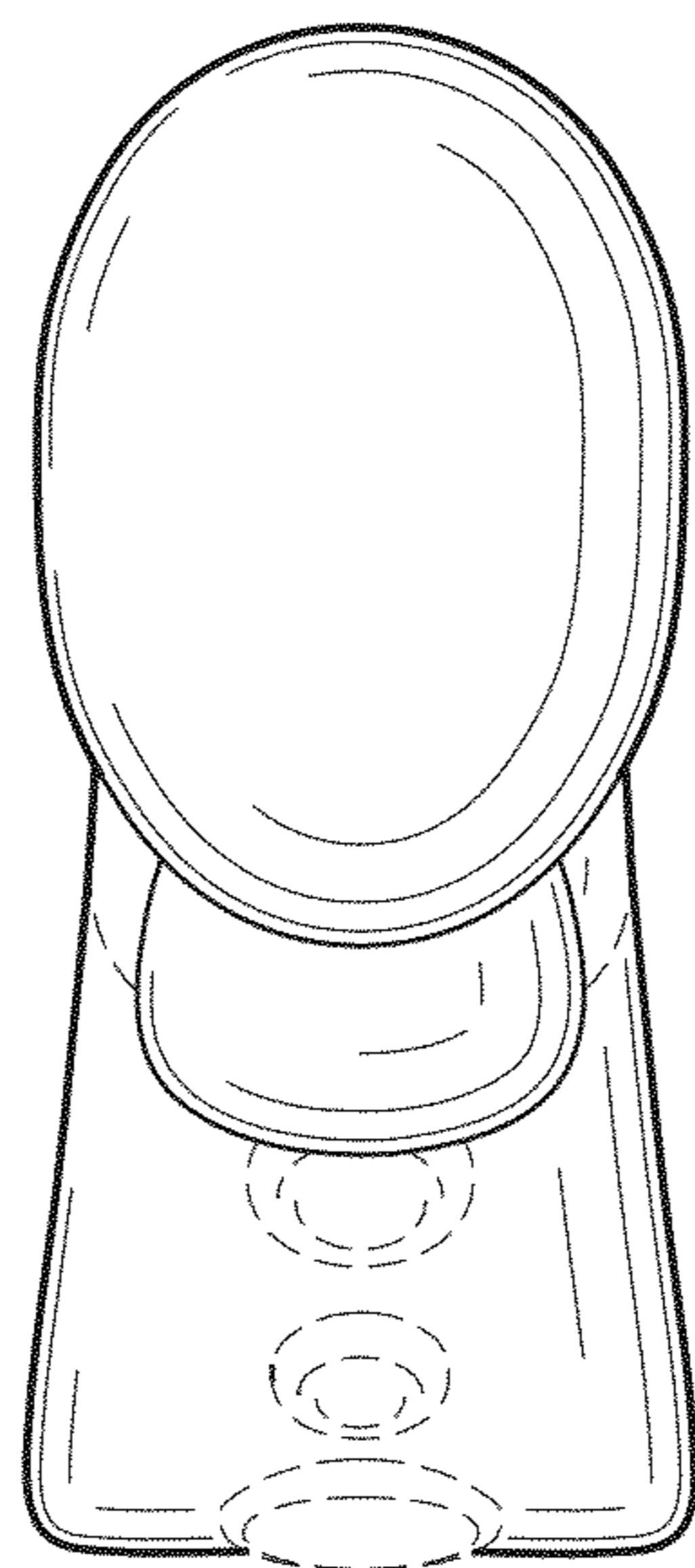


FIG.14