

US00D702354S

(12) **United States Design Patent**
Larsén et al.

(10) **Patent No.:** **US D702,354 S**
(45) **Date of Patent:** **** Apr. 8, 2014**

(54) **MEDICAL DEVICE**

(71) Applicant: **Aerocrine AB**, Solna (SE)
(72) Inventors: **Per Larsén**, Lidingö (SE); **Hans Peter Starck-Johnson**, Stockholm (SE); **Elisabeth Ramel-Währberg**, Täby (SE); **Heesung Kim**, Stockholm (SE); **David Crafoord**, Bromma (SE); **Kristian Eke**, Stockholm (SE)

(73) Assignee: **Aerocrine AB**, Solna (SE)

(**) Term: **14 Years**

(21) Appl. No.: **29/439,672**

(22) Filed: **Dec. 13, 2012**

(30) **Foreign Application Priority Data**

Jun. 14, 2012 (EM) 002057851

(51) **LOC (10) Cl.** **24-00**

(52) **U.S. Cl.**
USPC **D24/164**

(58) **Field of Classification Search**
USPC D24/107, 170, 187, 142, 164, 110.5,
D24/186, 110, 232, 169, 168, 163, 165, 216,
D24/231; 600/538, 529, 532; 128/204.18,
128/205.24; 73/23.3, 861.52; 422/84;
D10/78, 96; D14/218, 371; D8/315
See application file for complete search history.

(56) **References Cited**

U.S. PATENT DOCUMENTS

D629,216 S *	12/2010	Stoddard	D6/308
D659,839 S *	5/2012	Anderson et al.	D24/186
D663,435 S *	7/2012	Eikhoff et al.	D24/232
D675,741 S *	2/2013	Anderson et al.	D24/186
D677,589 S *	3/2013	Jung et al.	D10/65

* cited by examiner

Primary Examiner — Robert M Spear

Assistant Examiner — Rhea Shields

(74) *Attorney, Agent, or Firm* — Renner, Otto, Boisselle & Sklar, LLP

(57) **CLAIM**

The ornamental design for a medical device, as shown and described.

DESCRIPTION

FIG. 1 is a perspective view of a medical device showing the new design.

FIG. 2 is a right side view thereof.

FIG. 3 is a left side view thereof.

FIG. 4 is a front view thereof.

FIG. 5 is a top view thereof.

FIG. 6 is a bottom view thereof; and,

FIG. 7 is a rear view thereof.

The broken lines in the drawings illustrate unclaimed environment only and form no part of the claimed design.

1 Claim, 4 Drawing Sheets

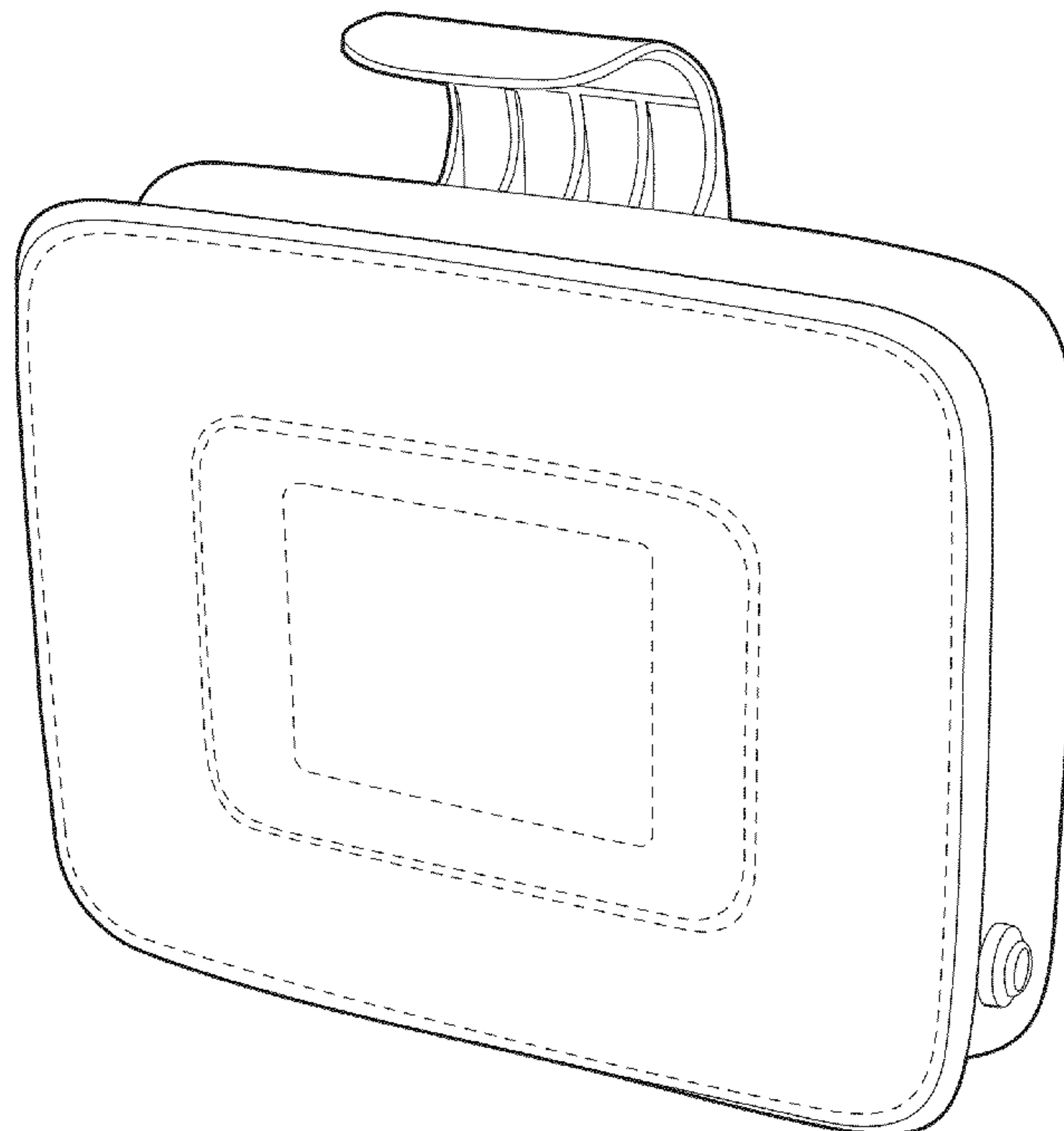




FIG. 1

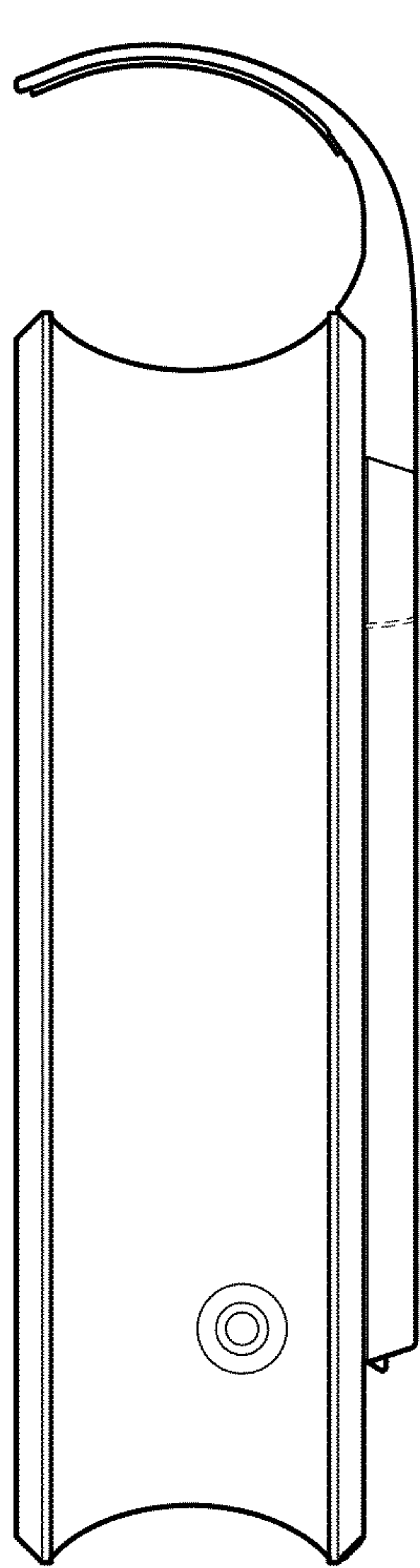


FIG. 2

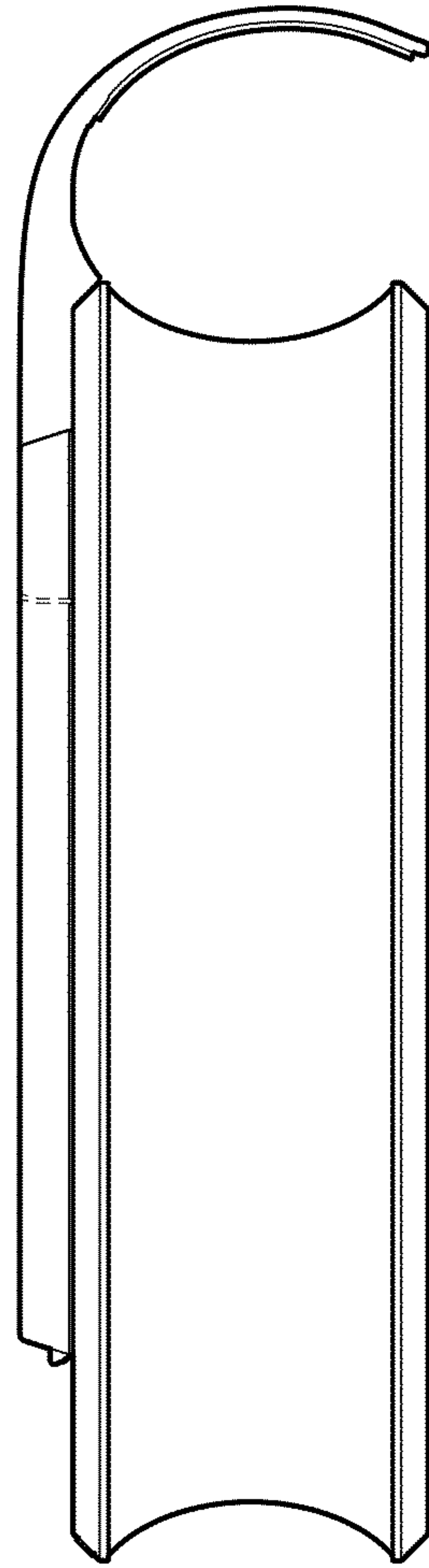


FIG. 3

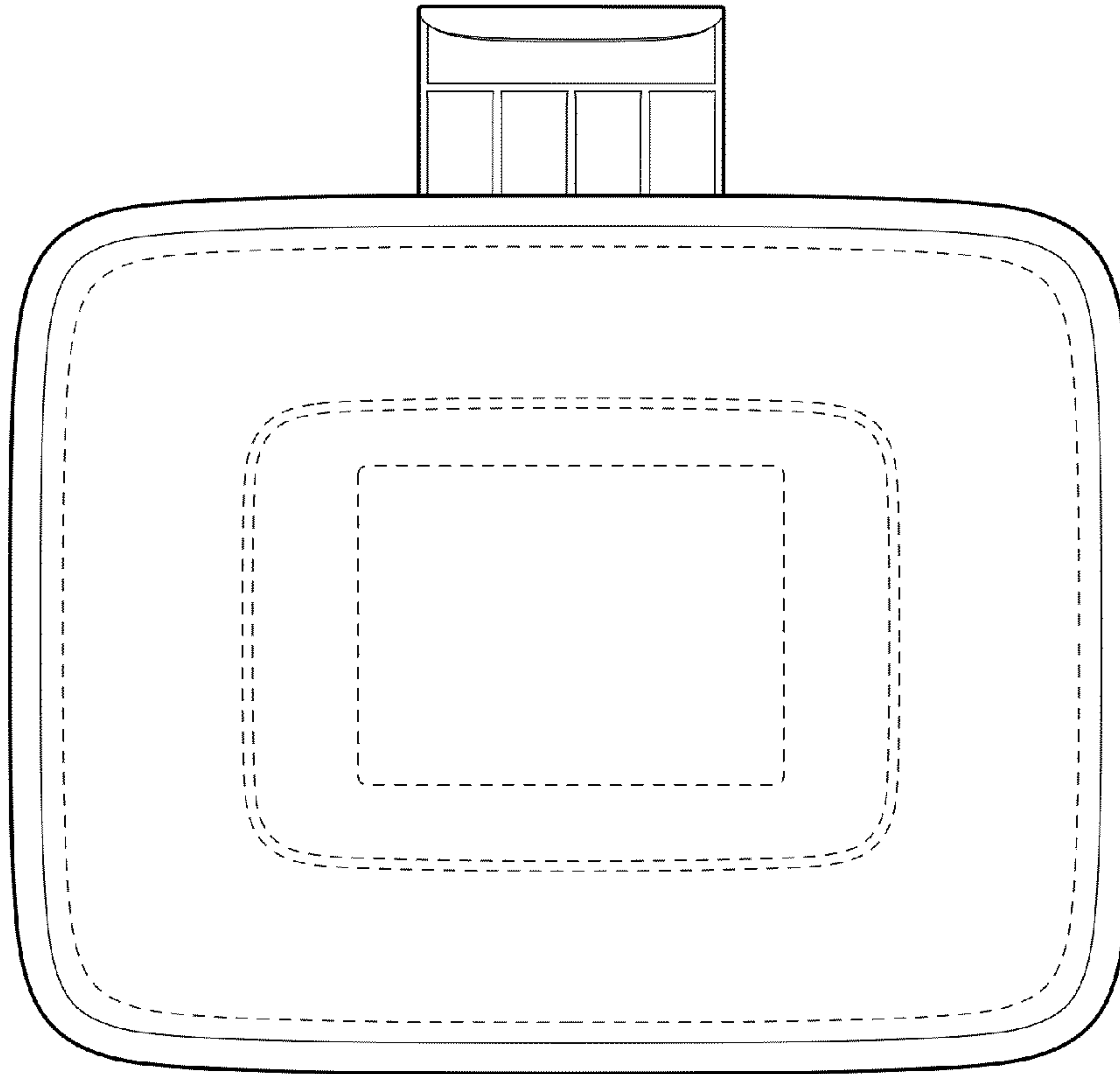


FIG. 4

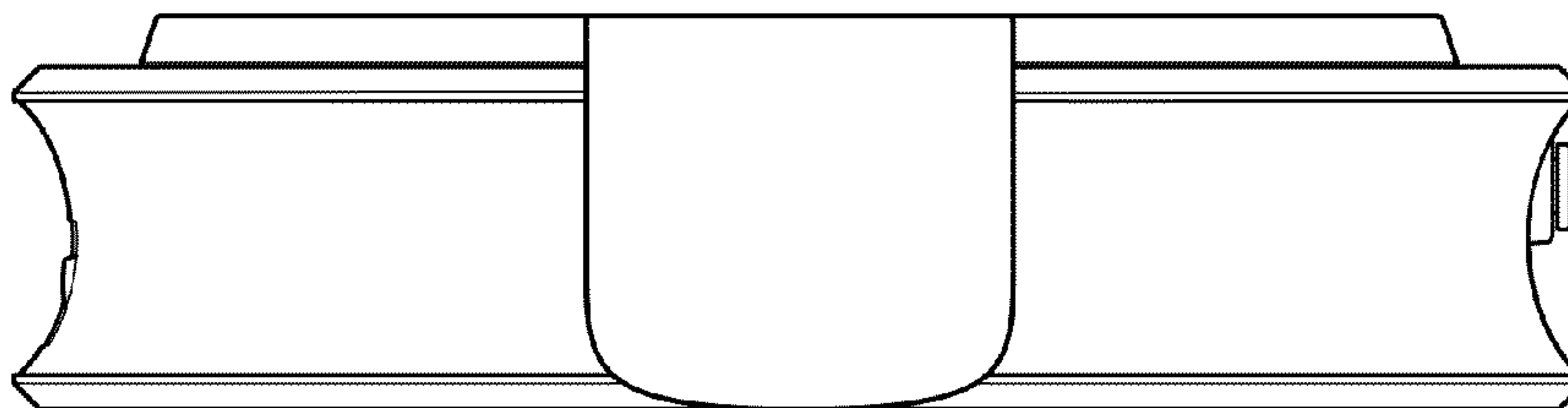


FIG. 5




FIG. 6

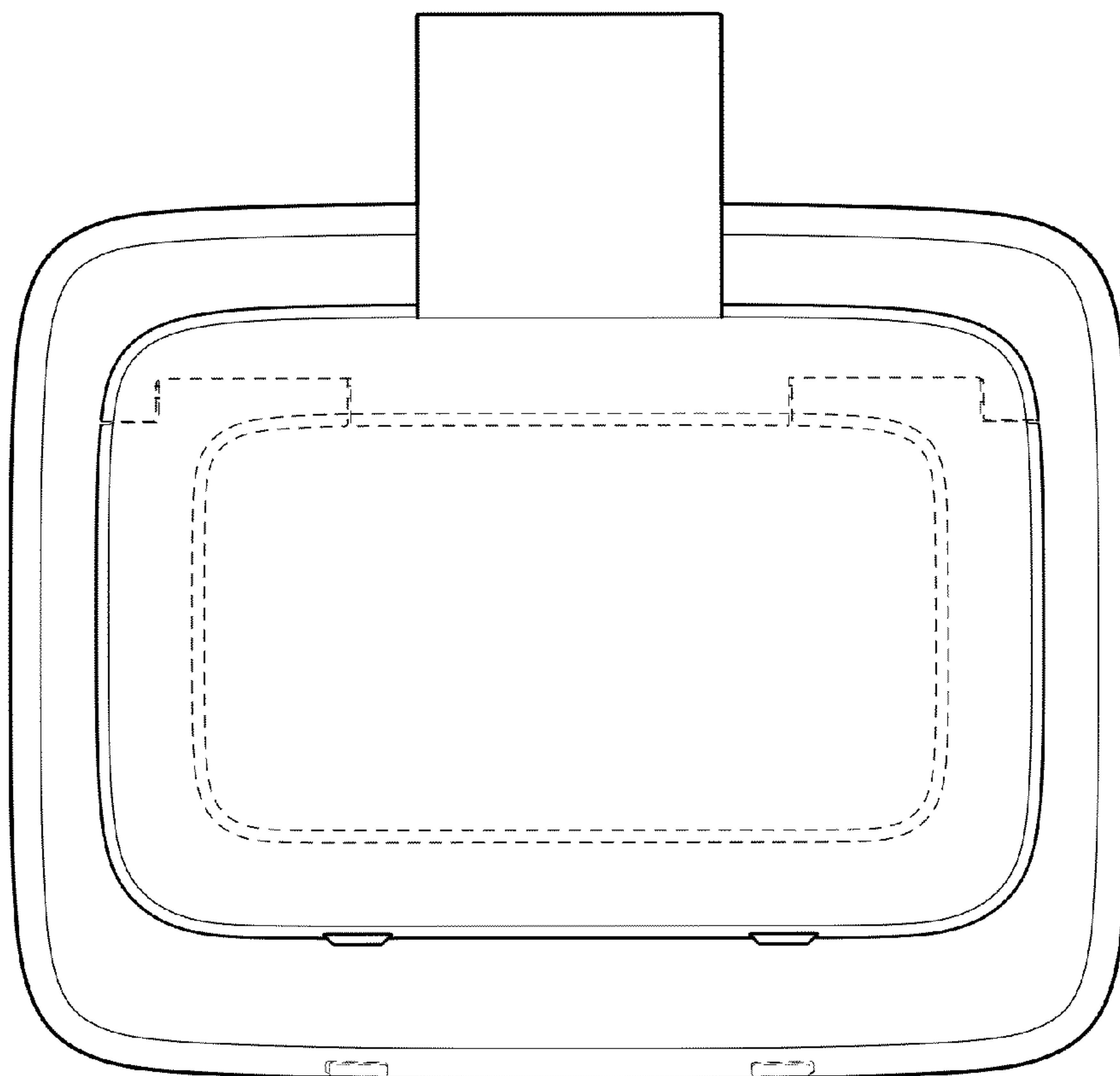


FIG. 7