



US00D702335S

(12) **United States Design Patent**  
**Saitou**

(10) **Patent No.:** **US D702,335 S**

(45) **Date of Patent:** **\*\* Apr. 8, 2014**

(54) **AIR CONDITIONER**

(71) Applicant: **Yumi Saitou**, Kusatsu (JP)

(72) Inventor: **Yumi Saitou**, Kusatsu (JP)

(73) Assignee: **Daikin Industries Ltd.**, Osaka-shi,  
Osaka-fu (JP)

(\*\*) Term: **14 Years**

(21) Appl. No.: **29/442,923**

(22) Filed: **Jun. 13, 2013**

(51) **LOC (10) Cl.** ..... **23-04**

(52) **U.S. Cl.**

USPC ..... **D23/351**

(58) **Field of Classification Search**

USPC ..... D23/351-354, 385, 355, 357, 361;  
312/236; 62/259.1, 259.4, 262-263,  
62/304; 454/330-331, 349-350

See application file for complete search history.

(56) **References Cited**

**U.S. PATENT DOCUMENTS**

D539,883 S \* 4/2007 Lee et al. .... D23/351  
D567,033 S \* 4/2008 Seidenfaden ..... D7/649  
D591,410 S \* 4/2009 Kashimoto ..... D23/351

D619,236 S \* 7/2010 Schlag et al. .... D23/351  
D641,850 S \* 7/2011 Saitou ..... D23/351  
D657,032 S \* 4/2012 Chouji ..... D23/351

\* cited by examiner

*Primary Examiner* — Brian N Vinson

(74) *Attorney, Agent, or Firm* — Manabu Kanesaka

(57) **CLAIM**

The ornamental design for an air conditioner, as shown and described.

**DESCRIPTION**

FIG. 1 is a perspective view of an air conditioner showing my new design;

FIG. 2 is a front view thereof;

FIG. 3 is a rear view thereof;

FIG. 4 is a plan view thereof;

FIG. 5 is a bottom view thereof;

FIG. 6 is a left side view thereof;

FIG. 7 is a right side view thereof;

FIG. 8 is a perspective view thereof in the used state; and,

FIG. 9 is a cross-sectional view thereof taken along the line 9-9 in FIG. 2.

The broken lines depict portions of the air-conditioner that form no part of claimed design.

**1 Claim, 7 Drawing Sheets**




Fig. 1




Fig. 2




Fig. 3




Fig. 4

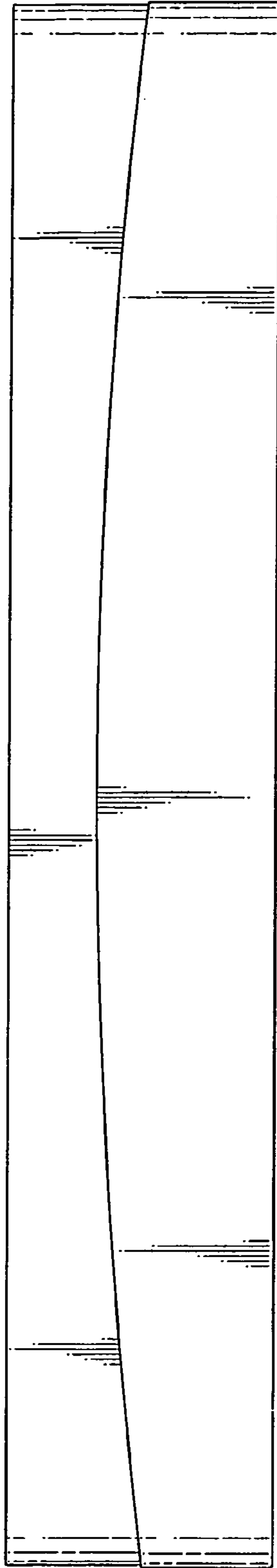


Fig. 5

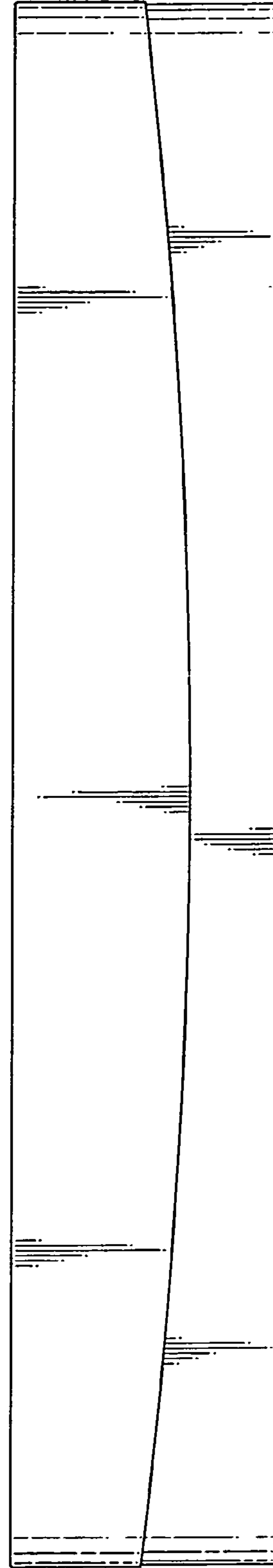


Fig. 7

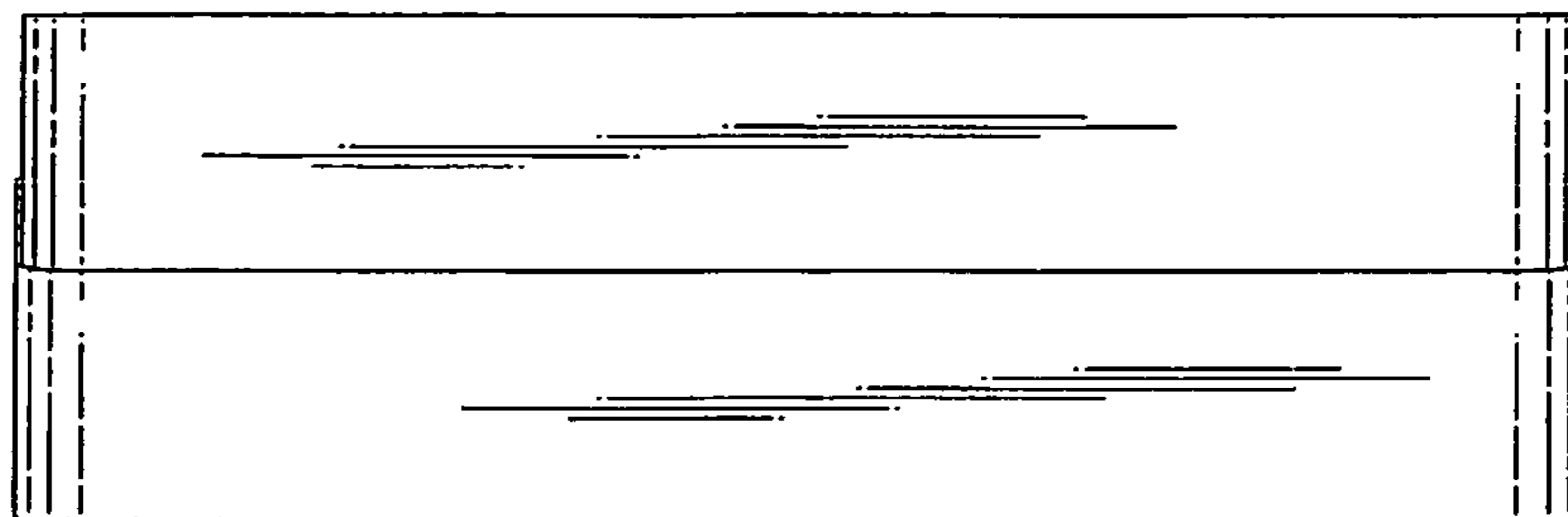


Fig. 6

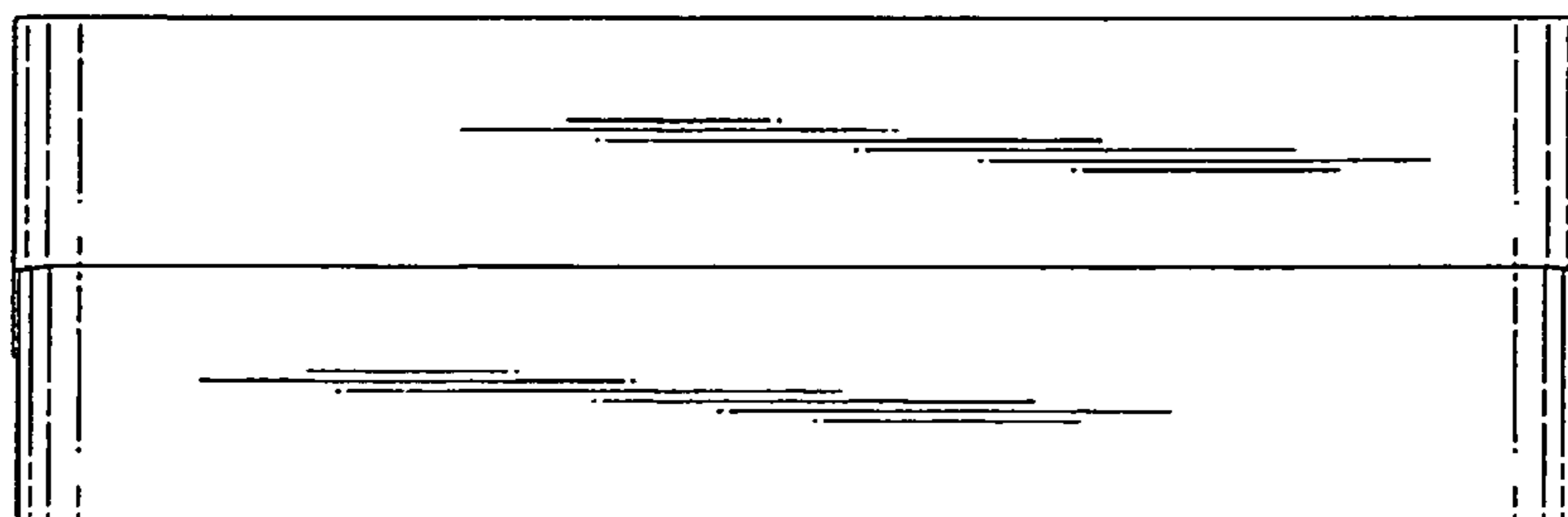


Fig. 8

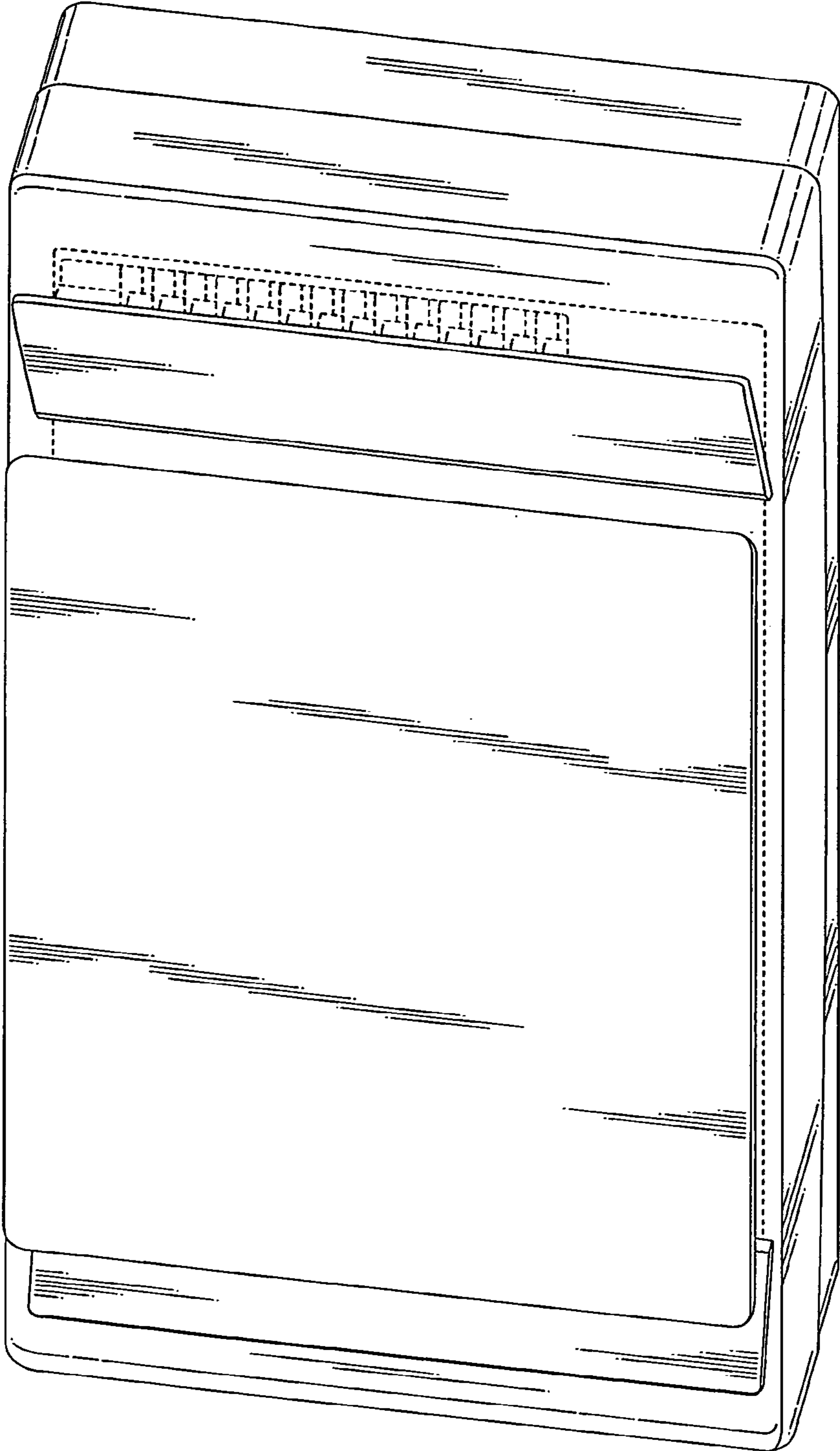


Fig. 9

