



US00D702334S

(12) **United States Design Patent**
Rachiele

(10) **Patent No.:** **US D702,334 S**
(45) **Date of Patent:** **** Apr. 8, 2014**

- (54) **TERRACE SINK**
- (71) Applicant: **Rachiele, L.L.C.**, Apopka, FL (US)
- (72) Inventor: **Dino Rachiele**, Apopka, FL (US)
- (73) Assignee: **Rachiele, L.L.C.**, Apopka, FL (US)
- (**) Term: **14 Years**
- (21) Appl. No.: **29/475,001**
- (22) Filed: **Nov. 27, 2013**

Related U.S. Application Data

- (62) Division of application No. 29/445,360, filed on Feb. 11, 2013.
- (51) **LOC (10) Cl.** **23-02**
- (52) **U.S. Cl.**
USPC **D23/308**
- (58) **Field of Classification Search**
USPC D23/272-274, 284, 286, 292-293.1,
D23/303, 308; 4/619
See application file for complete search history.

References Cited

U.S. PATENT DOCUMENTS

D58,152 S *	6/1921	Maganuco	D23/293.1
D435,892 S *	1/2001	Henry et al.	D23/284
6,289,530 B1 *	9/2001	Miller et al.	4/619
D537,149 S *	2/2007	Douglass et al.	D23/284
D624,164 S *	9/2010	Kakahana et al.	D23/293.1
D635,231 S *	3/2011	Primmer	D23/308

* cited by examiner

Primary Examiner — Robert Delehanty

(74) *Attorney, Agent, or Firm* — Niljay J. Choksi; Smith & Hopen, P.A.

(57) **CLAIM**

The ornamental design for a terrace sink, as substantially shown and described.

DESCRIPTION

FIG. 1 is an upper front perspective view of a kitchen sink, showing the novel design, wherein the sink has a terrace structure within a bowl of the sink;

FIG. 2 is a top view of the kitchen sink shown in FIG. 1, wherein the sink has a terrace structure within the bowl of the sink;

FIG. 3 is a bottom view of the kitchen sink shown in FIG. 1, wherein the sink has a terrace structure within the bowl of the sink;

FIG. 4 is a front view of the kitchen sink shown in FIG. 1, wherein the sink has a terrace structure within the bowl of the sink;

FIG. 5 is a rear view of the kitchen sink shown in FIG. 1, wherein the sink has a terrace structure within the bowl of the sink;

FIG. 6 is a side view of the kitchen sink shown in FIG. 1, wherein the sink has a terrace structure within the bowl of the sink;

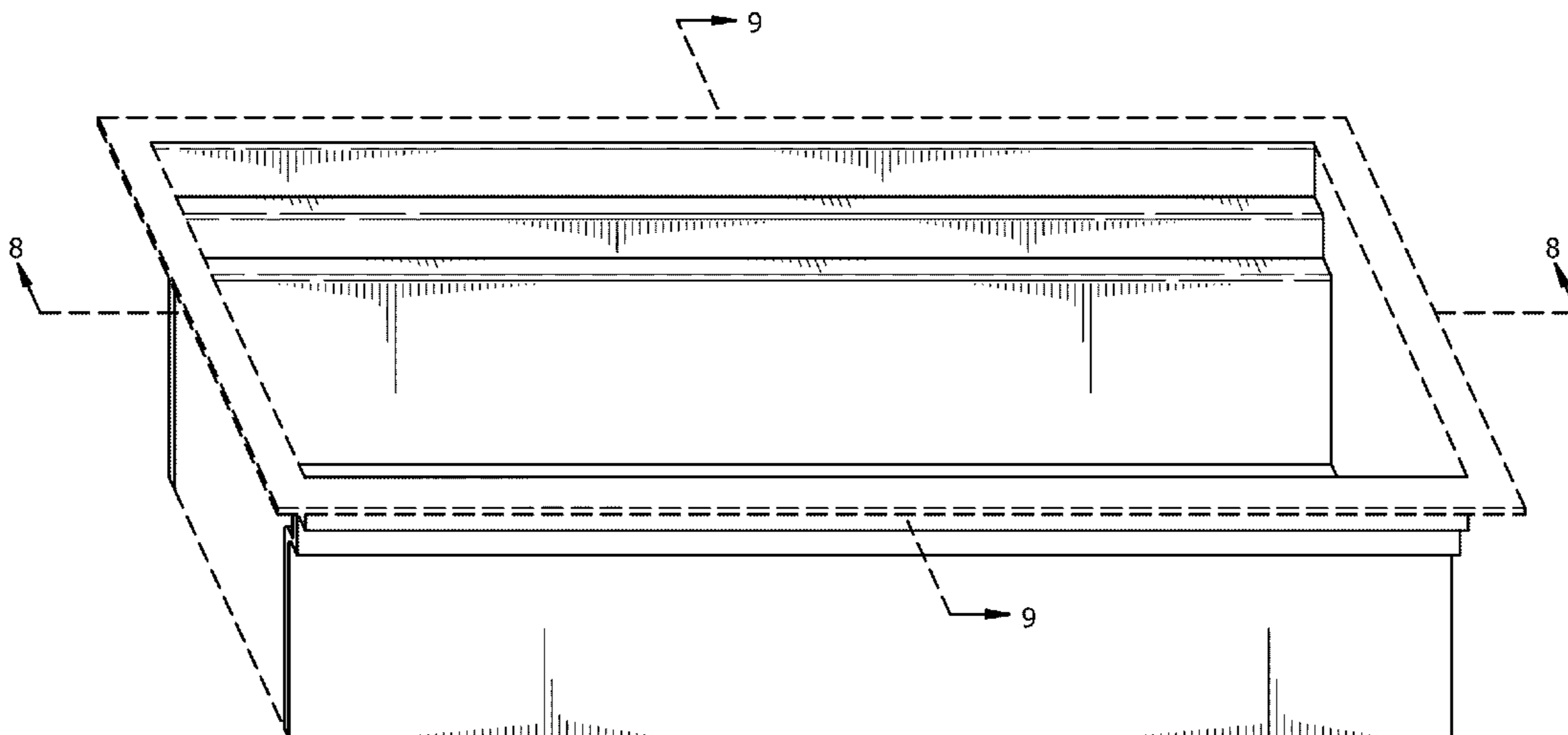
FIG. 7 is a side view of the kitchen sink shown in FIG. 1, wherein the sink has a terrace structure within the bowl of the sink;

FIG. 8 is a cross-sectional view along sectional line 8 of the kitchen sink shown in FIG. 1, wherein the sink has a terrace structure within the bowl of the sink; and,

FIG. 9 is a cross-sectional view along sectional line 9 of the kitchen sink shown in FIG. 1, wherein the sink has a terrace structure within the bowl of the sink.

The matter delineated in broken lines forms no part of the claimed ornamental design.

1 Claim, 5 Drawing Sheets



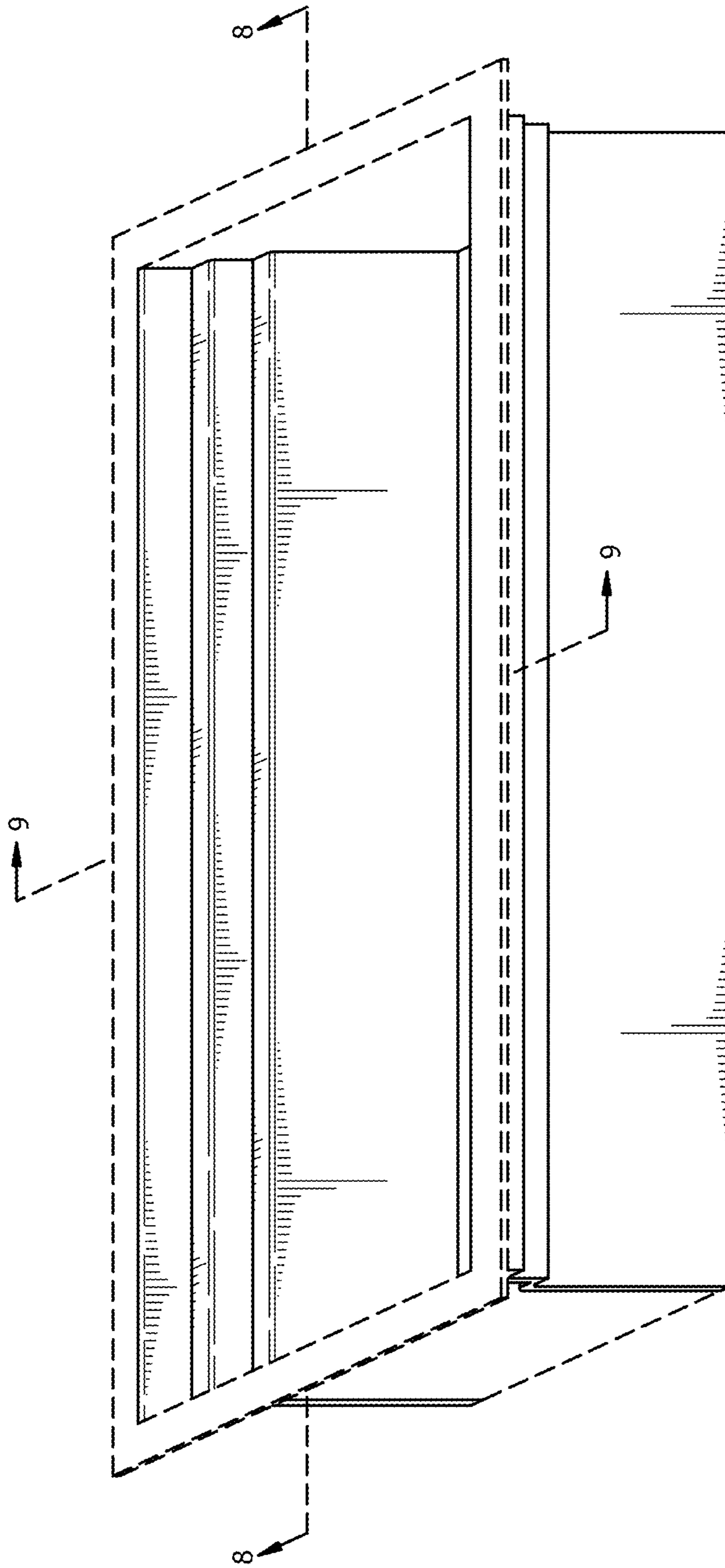


FIG. 1

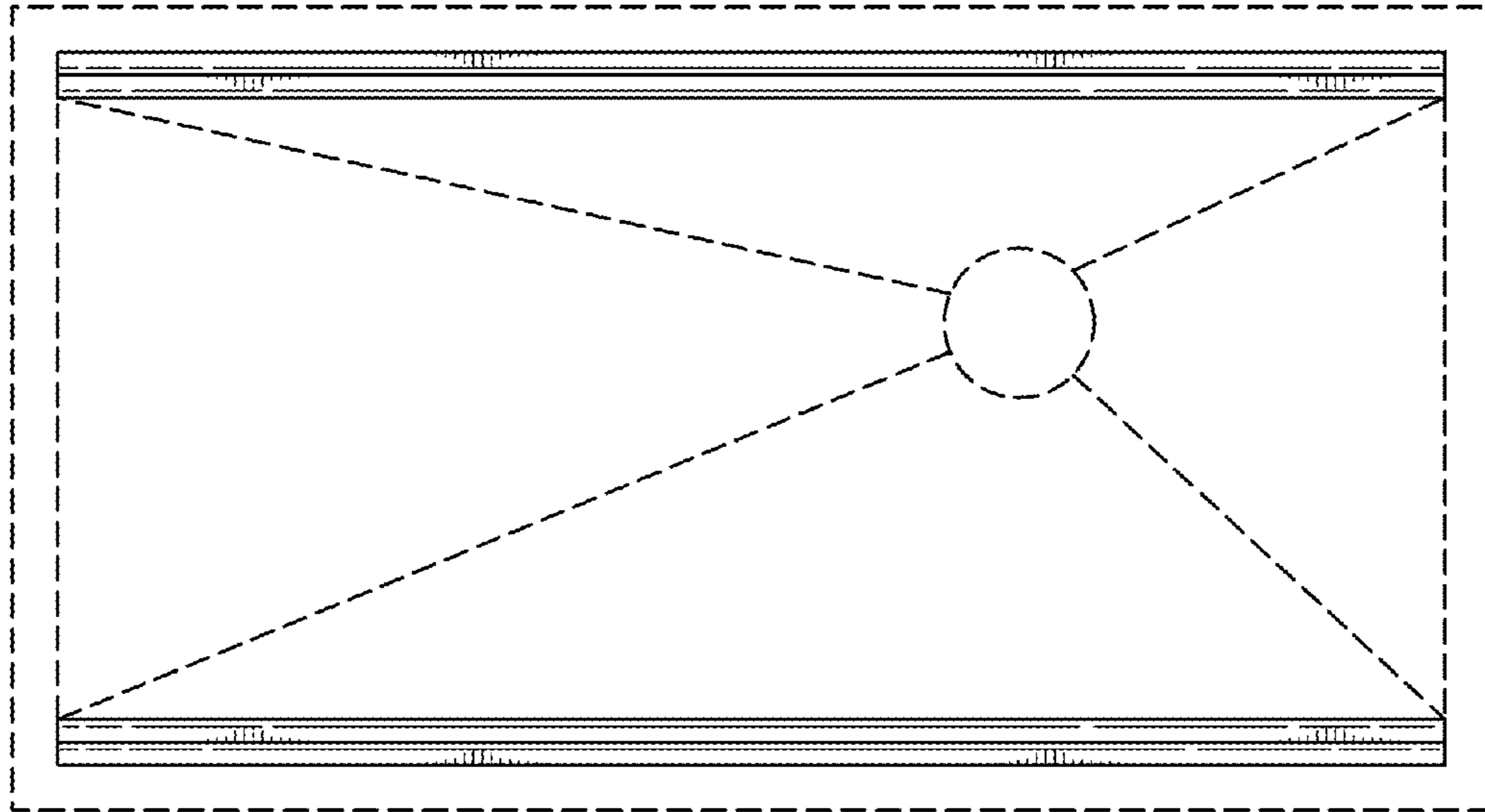


FIG. 2

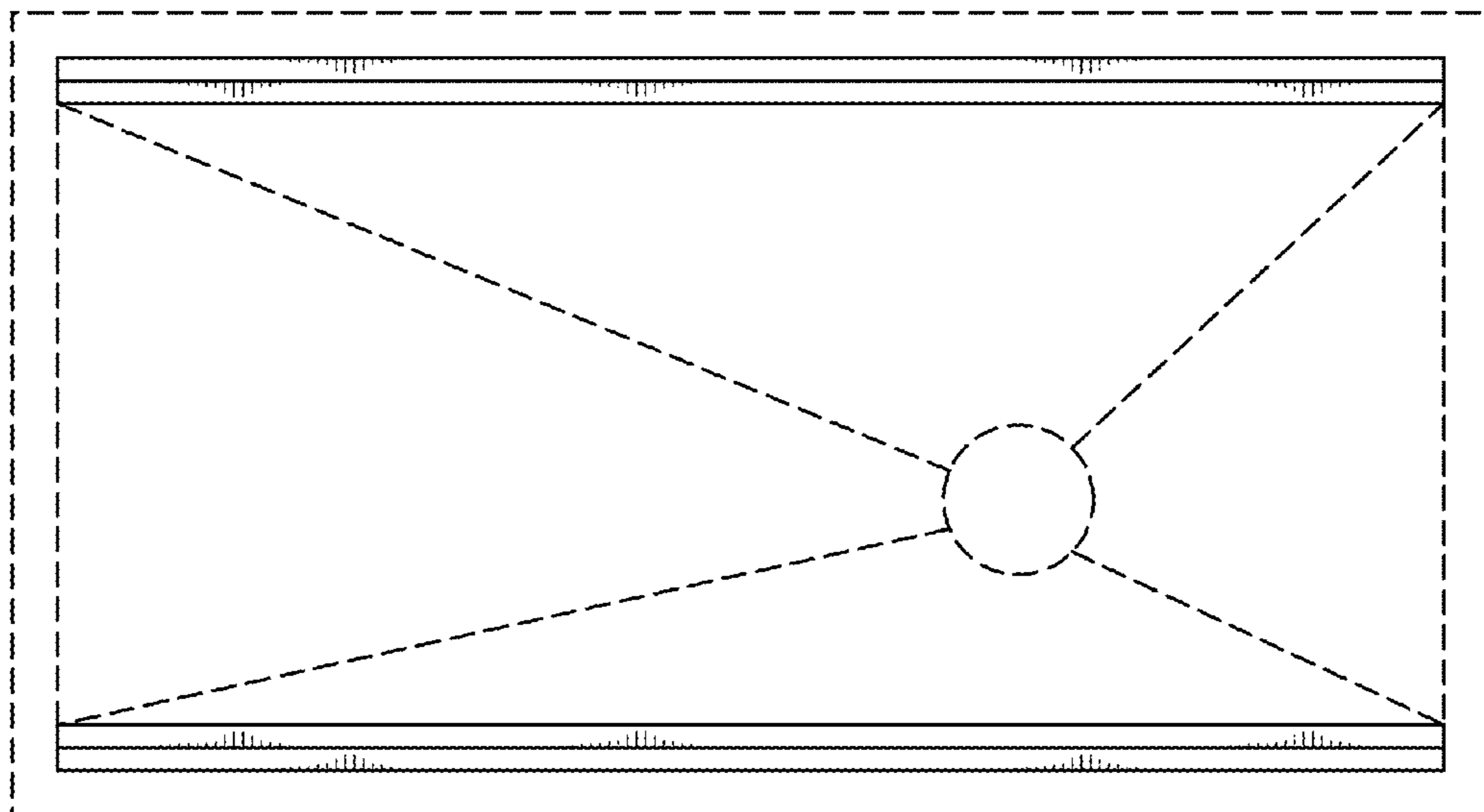


FIG. 3




FIG. 4

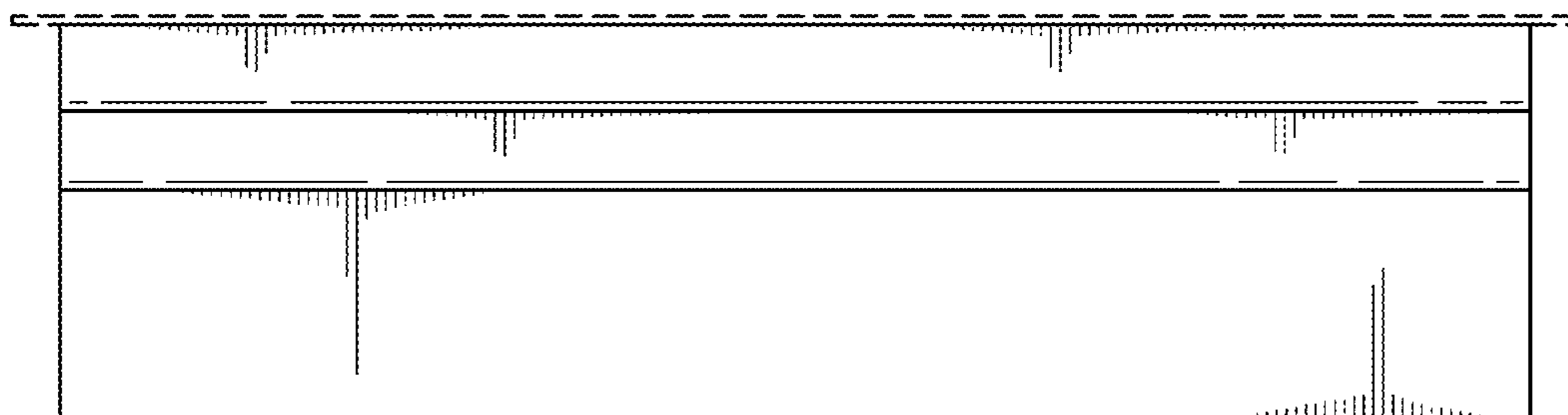


FIG. 5



FIG. 6



FIG. 7




FIG. 8



FIG. 9