



US00D702329S

(12) **United States Design Patent**
Cerda

(10) **Patent No.:** **US D702,329 S**
(45) **Date of Patent:** **** Apr. 8, 2014**

- (54) **SPA OR POOL COVER GASKET**
- (71) Applicant: **Robert Cerda**, Escondido, CA (US)
- (72) Inventor: **Robert Cerda**, Escondido, CA (US)
- (73) Assignee: **Sunstar Spa Covers of Massachusetts, Inc.**, Valencia, CA (US)
- (**) Term: **14 Years**
- (21) Appl. No.: **29/421,866**
- (22) Filed: **Oct. 9, 2012**
- (51) **LOC (10) Cl.** **23-01**
- (52) **U.S. Cl.**
USPC **D23/269**
- (58) **Field of Classification Search**
USPC D23/259, 262, 269; 4/498, 488, 507,
4/509; 210/629; 417/278; D32/40, 45
See application file for complete search history.

D464,472 S *	10/2002	Haro	D32/40
6,561,194 B2 *	5/2003	Michelson	128/845
D509,270 S	9/2005	Stangler		
D539,066 S	3/2007	Coquillet		
D573,830 S	7/2008	Kalatsky		
D610,753 S *	2/2010	Moskowitz	D30/158
D610,852 S	3/2010	Rothschild et al.		
D616,238 S	5/2010	Sullivan		
D651,370 S *	12/2011	Seliskar et al.	D30/160
D660,443 S	5/2012	Cerda		
8,286,276 B1 *	10/2012	Cerda	4/498
D670,941 S *	11/2012	Vernon	D6/502
D685,553 S *	7/2013	Mead	D32/40
2009/0038068 A1 *	2/2009	Livingston et al.	4/498

OTHER PUBLICATIONS

<http://www.fishlore.com/fishforum/freshwater-beginners/68840-car-wash-sponge.html> (published Apr. 10, 2010).*

* cited by examiner

Primary Examiner — Eric Goodman

(74) *Attorney, Agent, or Firm* — William W. Haefliger

(56) **References Cited**
U.S. PATENT DOCUMENTS

2,841,811 A *	7/1958	Carroll	15/244.1
D279,344 S	6/1985	Kohler, Jr.		
4,613,446 A *	9/1986	Magyar	15/104.93
D319,751 S *	9/1991	Hoff	D6/601
D321,562 S *	11/1991	Ljungvall	D24/183
5,216,771 A *	6/1993	Hoff	5/648
D356,156 S	3/1995	Boland		
D379,698 S *	6/1997	Freudenberg et al.	D32/40
D390,298 S	2/1998	Ice et al.		
D392,433 S *	3/1998	Norris	D32/45
D393,373 S	4/1998	Acosta		
D407,259 S	3/1999	Jackson		
D413,476 S	9/1999	Crawford		
D441,206 S	5/2001	Olofon		
D441,823 S	5/2001	Blackhurst		

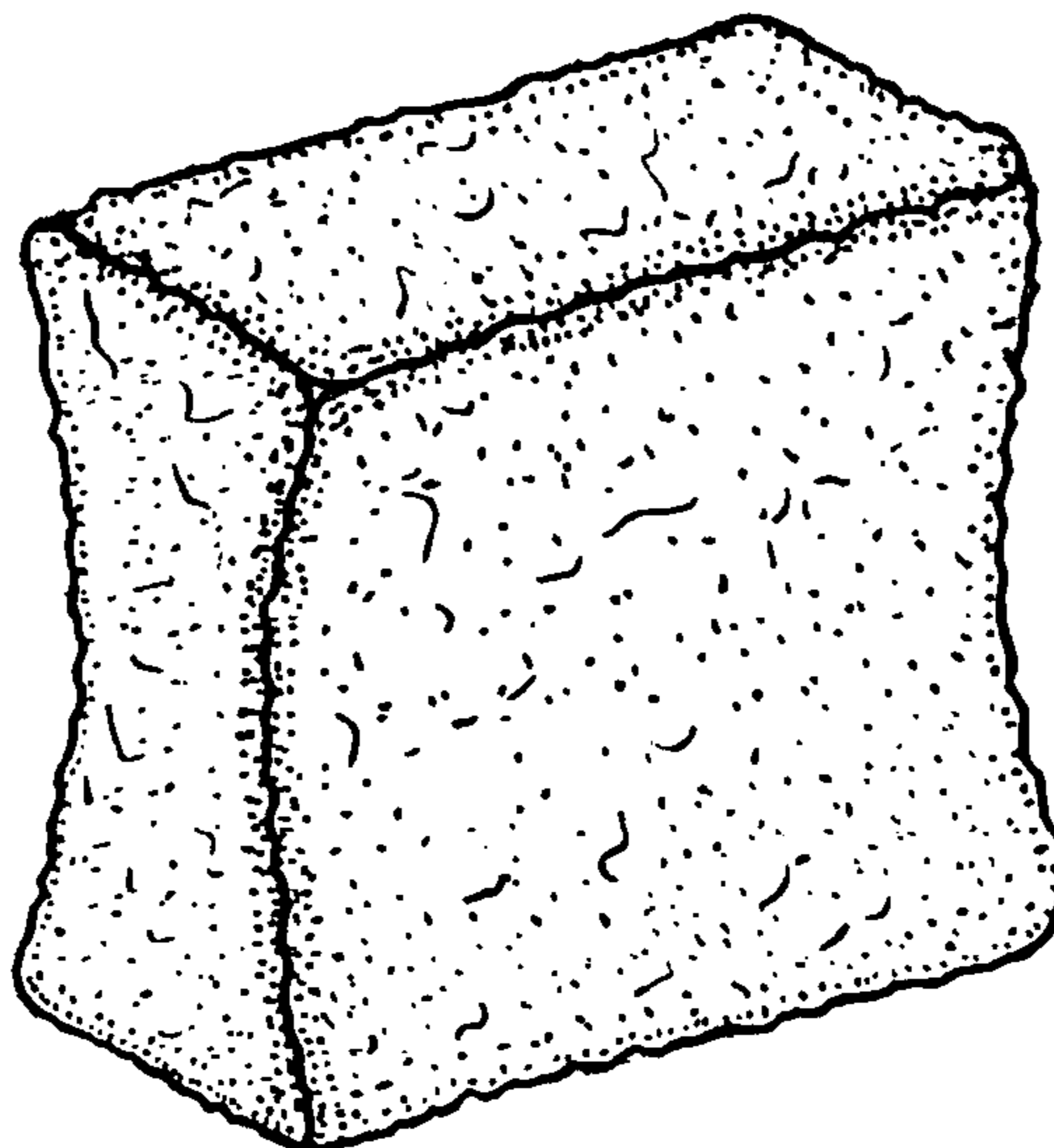
(57) **CLAIM**

I claim the ornamental design for a spa or pool cover gasket, substantially as shown and described.

DESCRIPTION

FIG. 1 is a perspective view of a gasket incorporating the new design;
FIG. 2 is a top plan view of the FIG. 1 gasket, the bottom plan view being the same;
FIG. 3 is a left end view of the FIG. 1 gasket, the right end view being substantially a mirror image of the left end view; and,
FIG. 4 is a frontal elevation view of the FIG. 1 gasket.

1 Claim, 1 Drawing Sheet



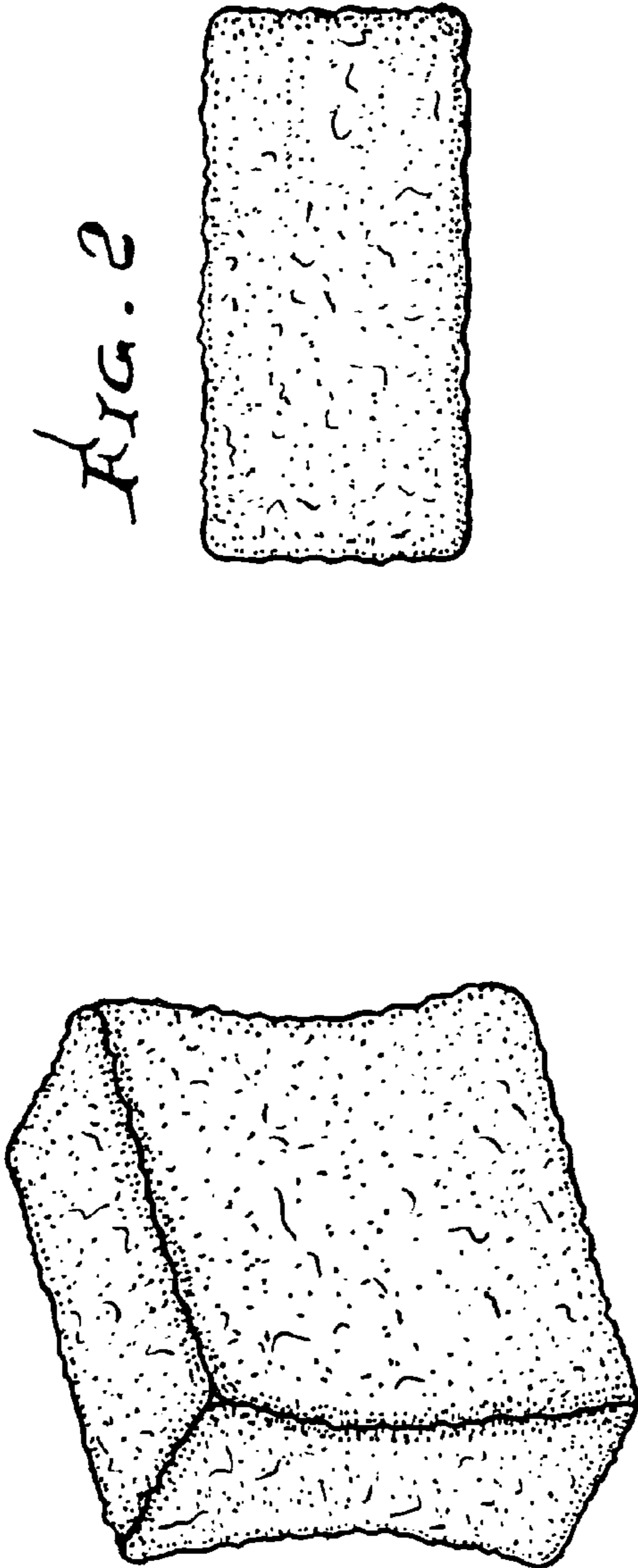


FIG. 1

FIG. 2





FIG. 4

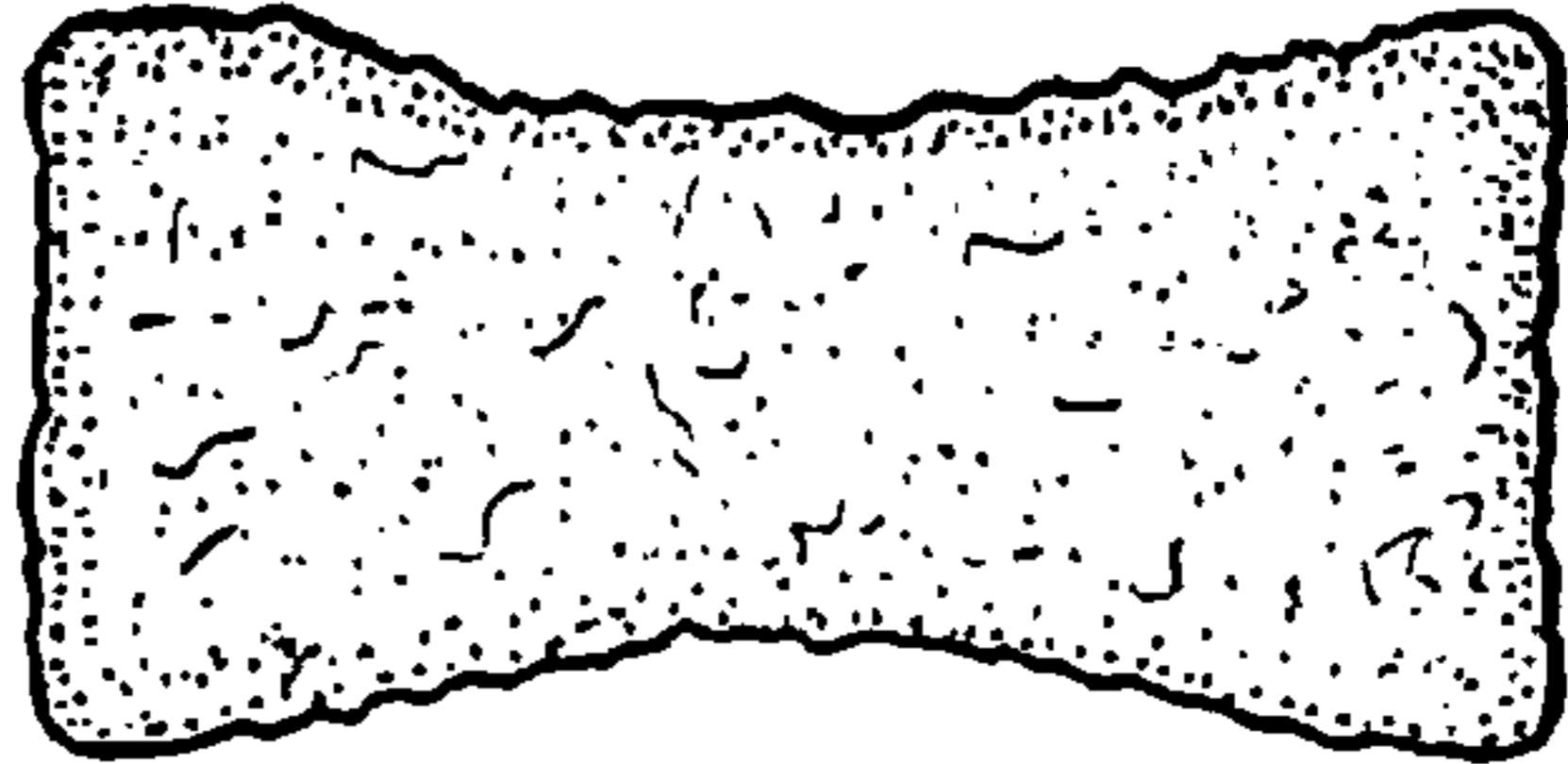


FIG. 3