

US00D702318S

(12) **United States Design Patent**
Stanley et al.

(10) **Patent No.:** **US D702,318 S**
(45) **Date of Patent:** **** Apr. 8, 2014**

(54) **WATER FILTER HOUSING**

(71) Applicant: **Enviro Water Solutions, Inc.**, Deland,
FL (US)

(72) Inventors: **Ronald E. Stanley**, New Smyrna, FL
(US); **Richie E. Stanley**, New Smyrna,
FL (US); **Chad C. Galloway**, New
Smyrna, FL (US)

(73) Assignee: **Enviro Water Solutions, Inc.**, Deland,
FL (US)

(**) Term: **14 Years**

(21) Appl. No.: **29/439,315**

(22) Filed: **Dec. 10, 2012**

(51) **LOC (10) Cl.** **23-01**

(52) **U.S. Cl.**
USPC **D23/209**

(58) **Field of Classification Search**
USPC D23/207, 209, 202; 210/435, 241
See application file for complete search history.

(56) **References Cited**

U.S. PATENT DOCUMENTS

D355,241 S * 2/1995 Zylstra et al. D23/209
D477,857 S * 7/2003 Kuna D23/209

D643,506 S * 8/2011 Miles et al. D23/207
D643,507 S * 8/2011 Lee D23/207
D647,593 S * 10/2011 Choi D23/207

* cited by examiner

Primary Examiner — Robin V Webster

(74) *Attorney, Agent, or Firm* — Wood, Phillips, Katz, Clark
& Mortimer

(57) **CLAIM**

The ornamental design for a water filter housing, as shown
and described.

DESCRIPTION

FIG. 1 is a perspective view of the left front of the water filter
housing of the present invention as seen from above;
FIG. 2 is a back view of the water filter housing;
FIG. 3 is a front view of the water filter housing;
FIG. 4 is a left side view of the water filter housing;
FIG. 5 is a right side view of the water filter housing;
FIG. 6 is a top view of the water filter housing; and,
FIG. 7 is a bottom view of the water filter housing.
The dashed lines in FIGS. 1-3, 5 and 7 indicate features which
are not part of the claimed invention. Further, the design
inside the dashed line inside the outer perimeter of FIG. 7 is
also not a part of the claimed invention.

1 Claim, 4 Drawing Sheets

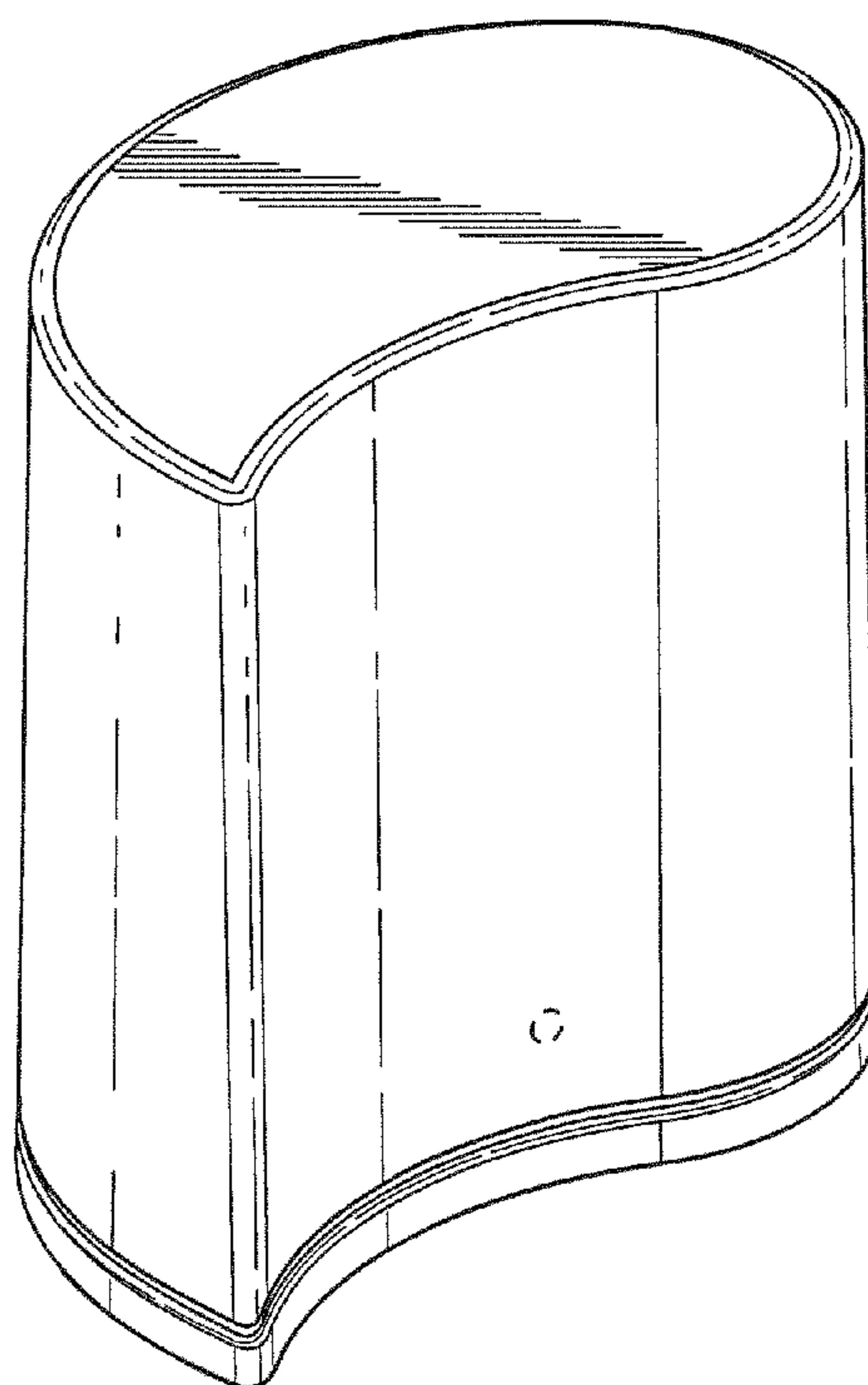


Fig. 1

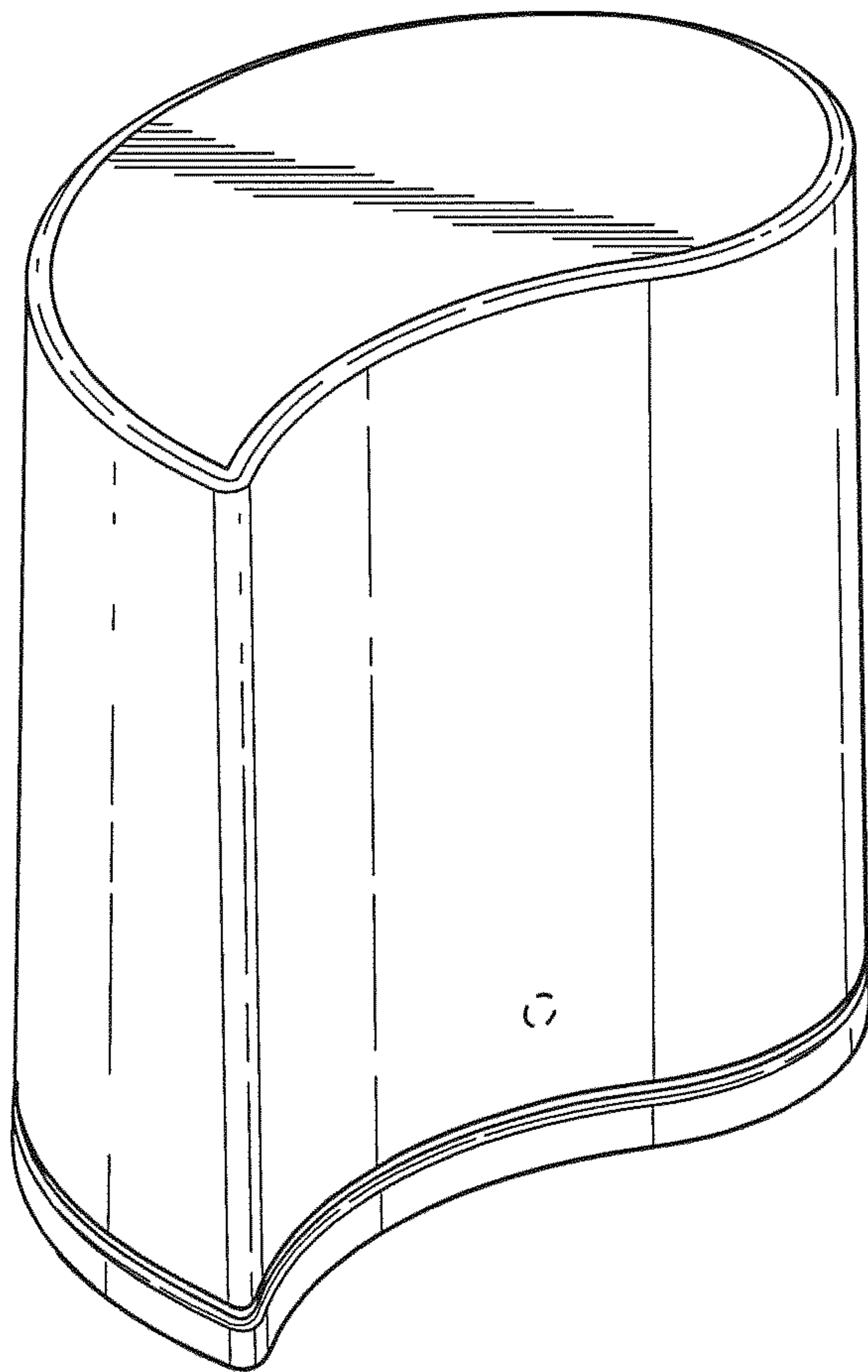


Fig. 2




Fig. 3

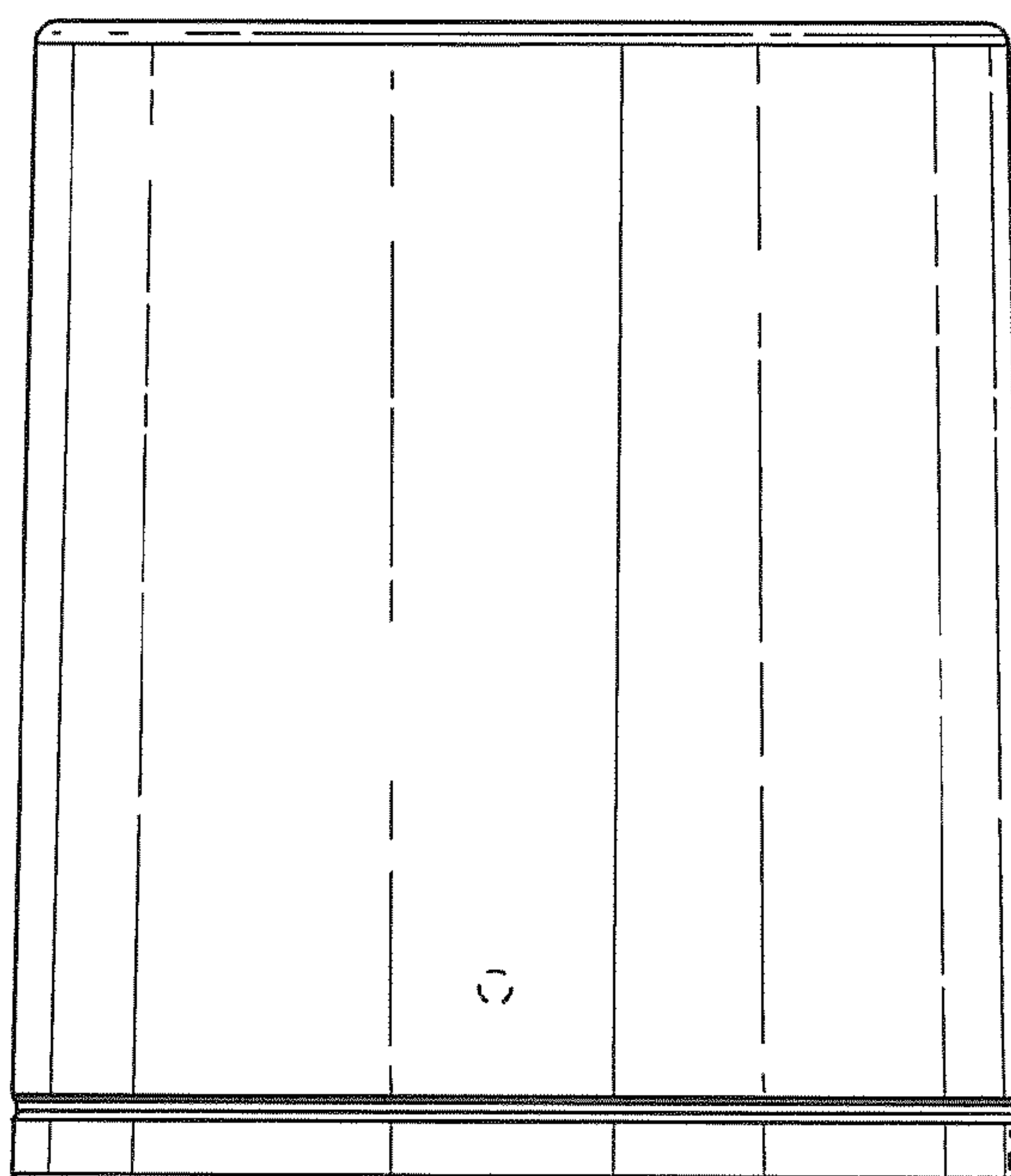


Fig. 4




Fig. 5




Fig. 6

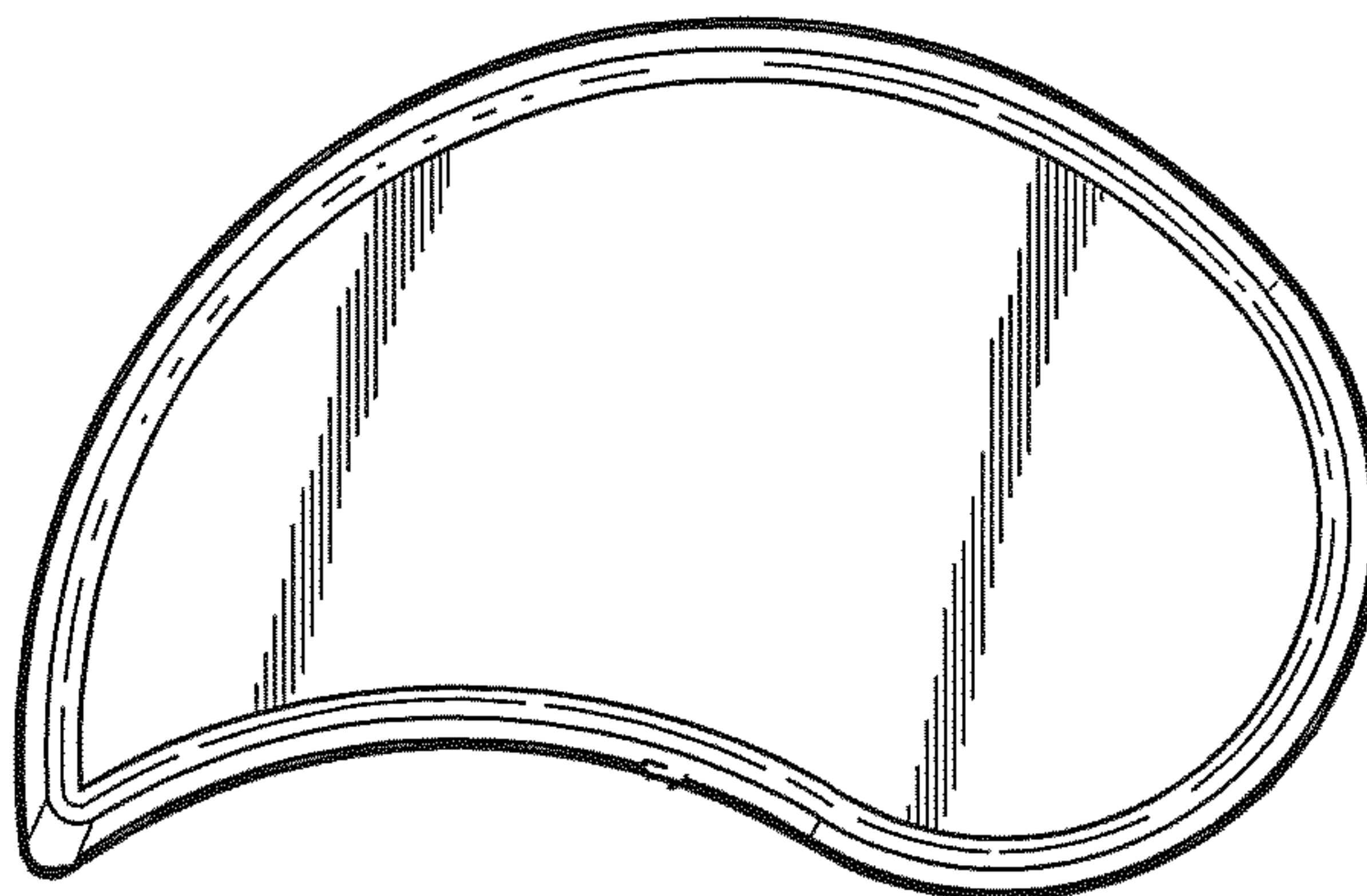


Fig. 7

