



US00D702311S

(12) **United States Design Patent**
Fitzpatrick et al.

(10) **Patent No.:** **US D702,311 S**
(45) **Date of Patent:** **** Apr. 8, 2014**

(54) **CONNECTION RING FOR A FIREARM SLING**

(71) Applicant: **Magpul Industries Corporation**, Erie, CO (US)

(72) Inventors: **Richard Fitzpatrick**, Longmont, CO (US); **Michael T. Mayberry**, Denver, CO (US); **Thomas Ward, Jr.**, Thornton, CO (US); **Brad Bennett**, Lafayette, CO (US)

(73) Assignee: **Magpul Industries Corporation**, Erie, CO (US)

(**) Term: **14 Years**

(21) Appl. No.: **29/439,689**

(22) Filed: **Dec. 13, 2012**

(51) **LOC (10) Cl.** **22-01**

(52) **U.S. Cl.**
USPC **D22/108**

(58) **Field of Classification Search**
USPC D22/108; D8/356, 349, 353, 367, 371, D8/373; 42/85, 94; D3/214-215, 221, 262, D3/327-328; 224/150; D29/101.1, 101.2
See application file for complete search history.

(56) **References Cited**

U.S. PATENT DOCUMENTS

1,257,713 A	2/1918	Johnson	
D235,339 S	6/1975	Edstrom	
D354,111 S	1/1995	Karppinen	
D363,049 S *	10/1995	Murai	D11/218
D364,126 S	11/1995	Ochiai	
D435,807 S	1/2001	Anscher	
D455,191 S *	4/2002	Norris, Sr.	D22/108
6,779,290 B1	8/2004	Houtsma	
7,356,962 B2	4/2008	Swan	
D579,820 S	11/2008	Brown	
D594,083 S	6/2009	Mayberry et al.	
D594,084 S	6/2009	Mayberry et al.	

D615,144 S	5/2010	Mayberry et al.	
D619,928 S	7/2010	Bodino	
D632,954 S *	2/2011	Fitzpatrick et al.	D8/395
D636,835 S *	4/2011	Fitzpatrick et al.	D22/108
D636,836 S *	4/2011	Fitzpatrick et al.	D22/108
D639,890 S *	6/2011	Troy, Jr.	D22/108
D648,413 S	11/2011	Mayberry et al.	
D669,150 S *	10/2012	Mayberry et al.	D22/108
D683,262 S	5/2013	Fitzpatrick	
D694,845 S *	12/2013	Satzinger	D22/108

(Continued)

Primary Examiner — Michael A Pratt

(74) *Attorney, Agent, or Firm* — Swanson & Bratschun, L.L.C.

(57) **CLAIM**

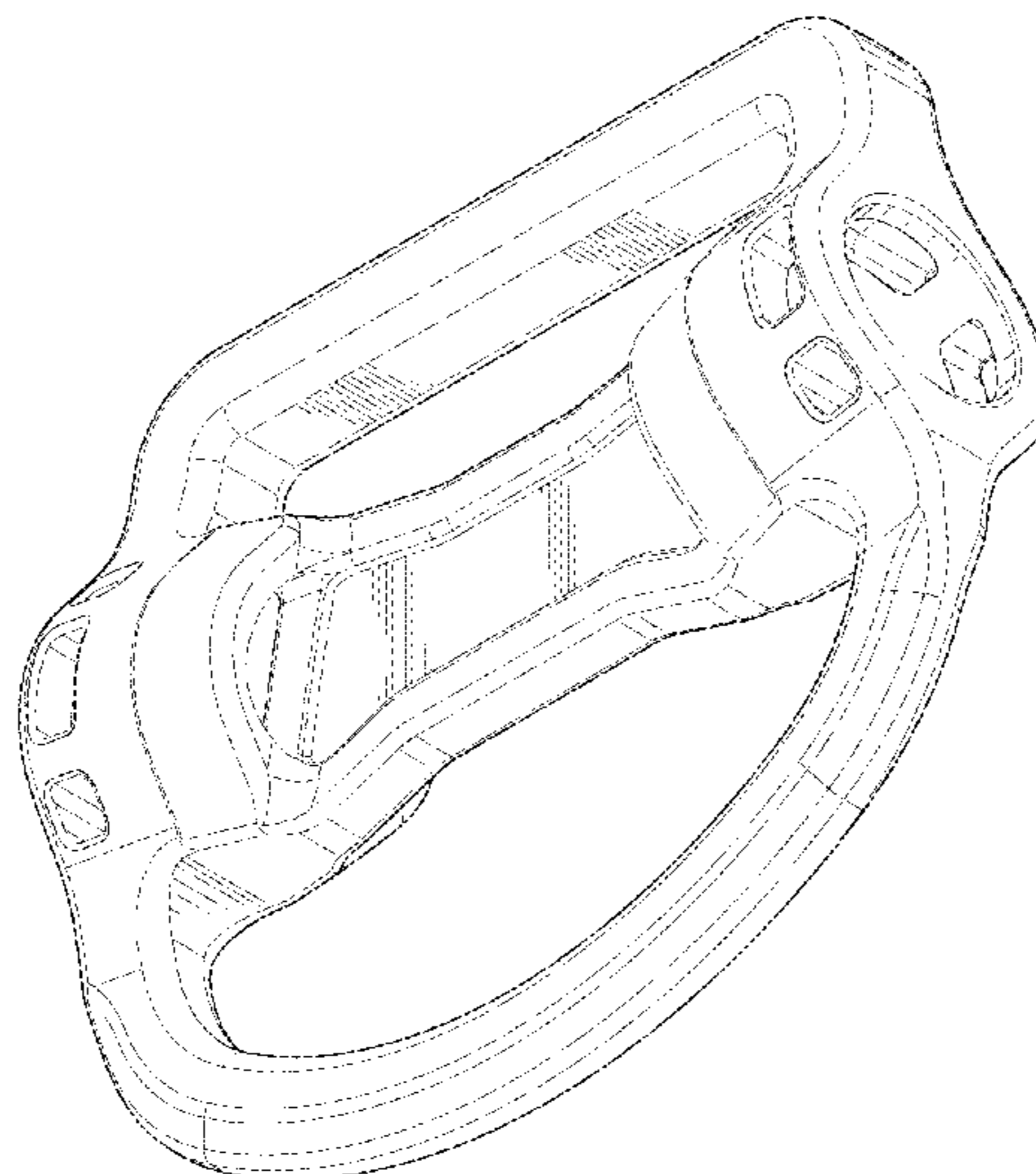
The ornamental design for a connection ring for a firearm sling, as shown and described.

DESCRIPTION

FIG. 1 is a top, left, front perspective view of a connection ring for a firearm sling showing our new design;
 FIG. 2 is a top plan view of the connection ring for a firearm sling of FIG. 1, the bottom plan view being a mirror image thereof;
 FIG. 3 is a front elevation view of the connection ring for a firearm sling of FIG. 1;
 FIG. 4 is a rear elevation view of the connection ring for a firearm sling of FIG. 1;
 FIG. 5 is a left side elevation view of the connection ring for a firearm sling of FIG. 1, the right side elevation view being a mirror image thereof;
 FIG. 6 is a bottom, left, rear view of the connection ring for a firearm sling of FIG. 1; and,
 FIG. 7 is a top plan view of the connection ring for a firearm sling of FIG. 1 with a sling and a quick release loop attached thereto.

The broken lines showing portions of the design in all figures is included for the purpose of illustrating environment and unclaimed features and forms not part of the claimed design.

1 Claim, 5 Drawing Sheets



(56)

References Cited

U.S. PATENT DOCUMENTS

2003/0140546 A1 7/2003 Kay
2006/0156559 A1 7/2006 Forrest
2007/0130817 A1 6/2007 Ballard

2007/0234625 A1 10/2007 Kidd
2007/0271834 A1 11/2007 Keng
2008/0034638 A1 2/2008 Spuhr
2008/0253110 A1 10/2008 Wu
2013/0305582 A1* 11/2013 Mayberry et al. 42/85

* cited by examiner

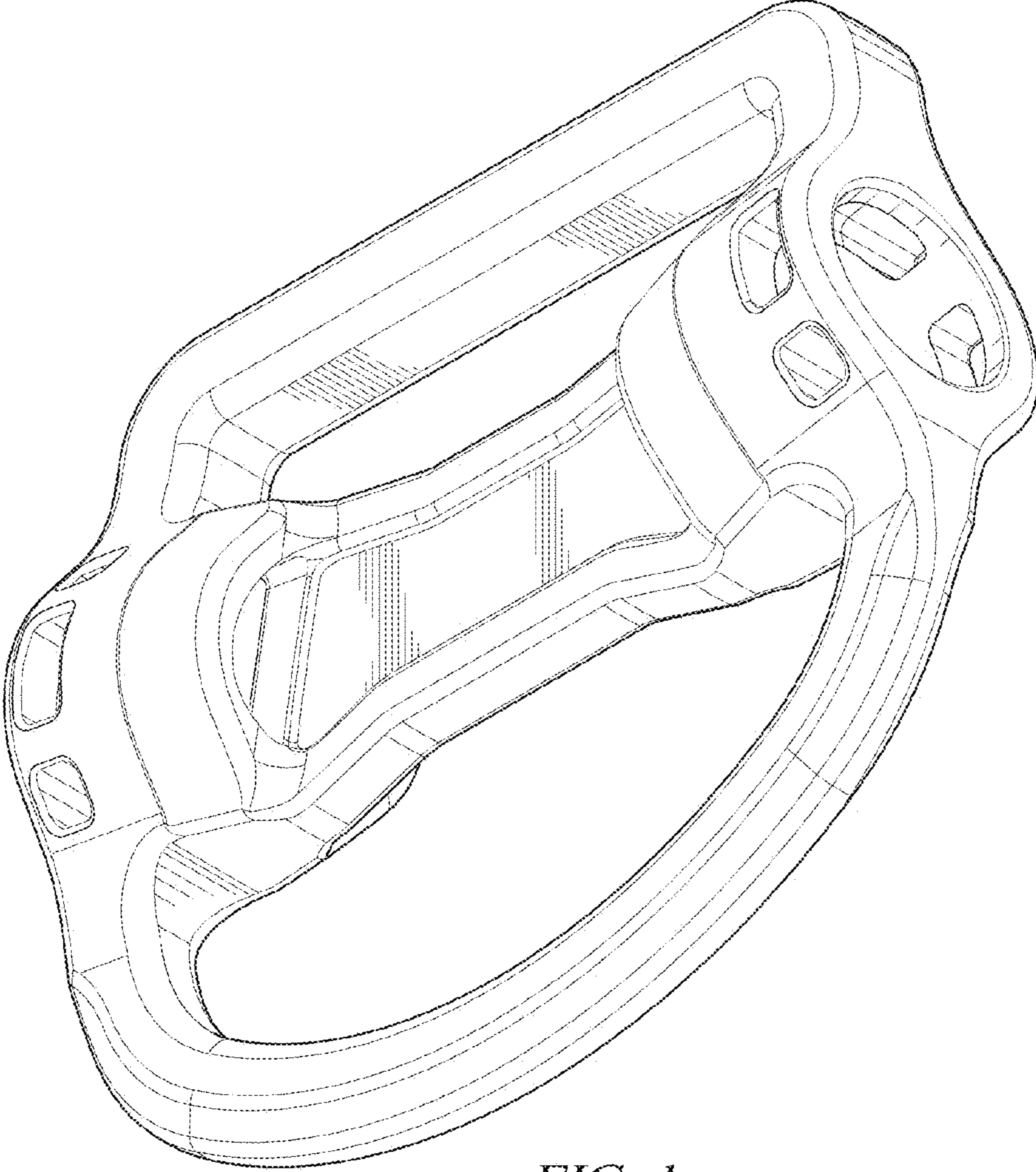


FIG. 1

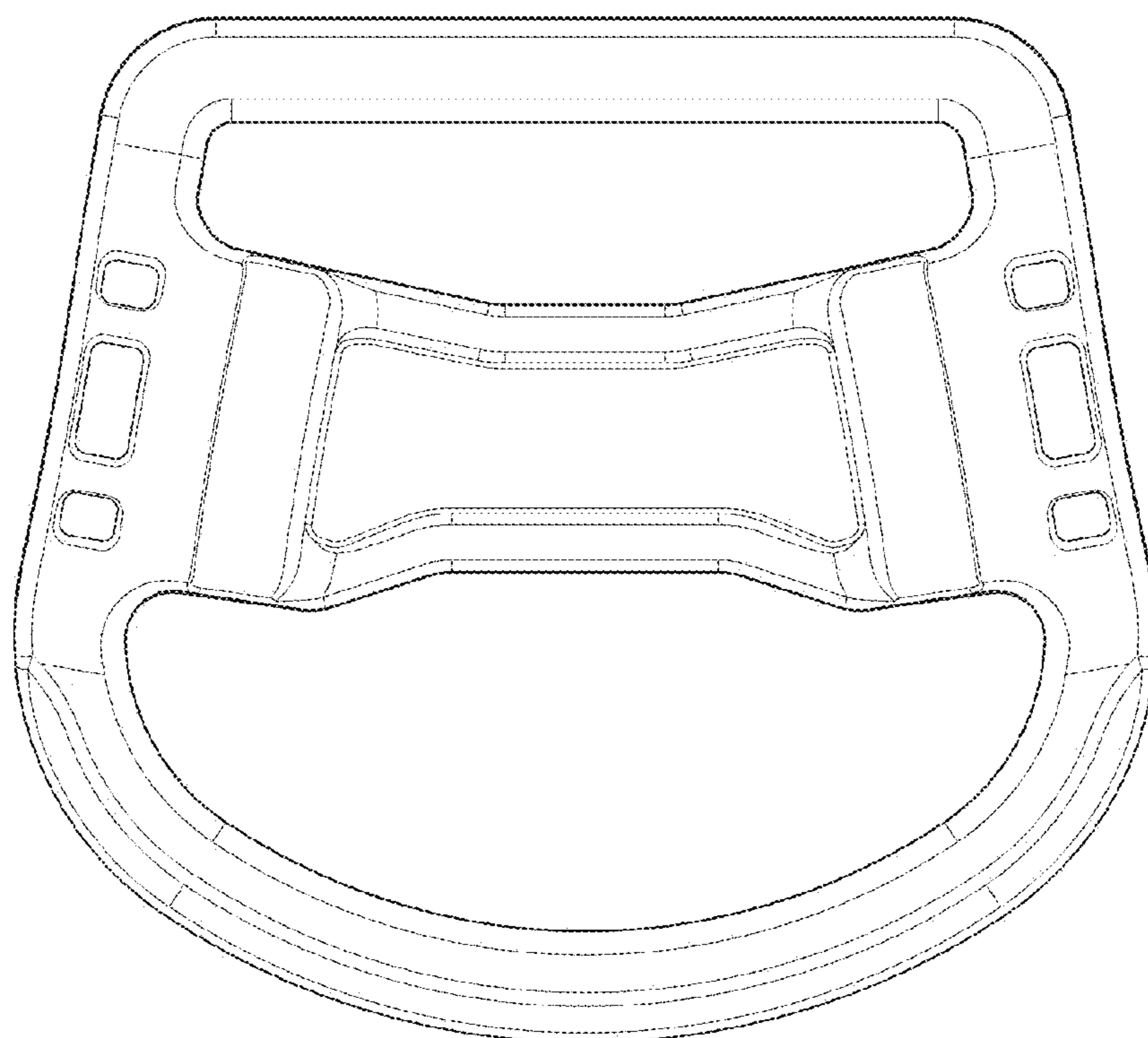


FIG. 2



FIG. 3

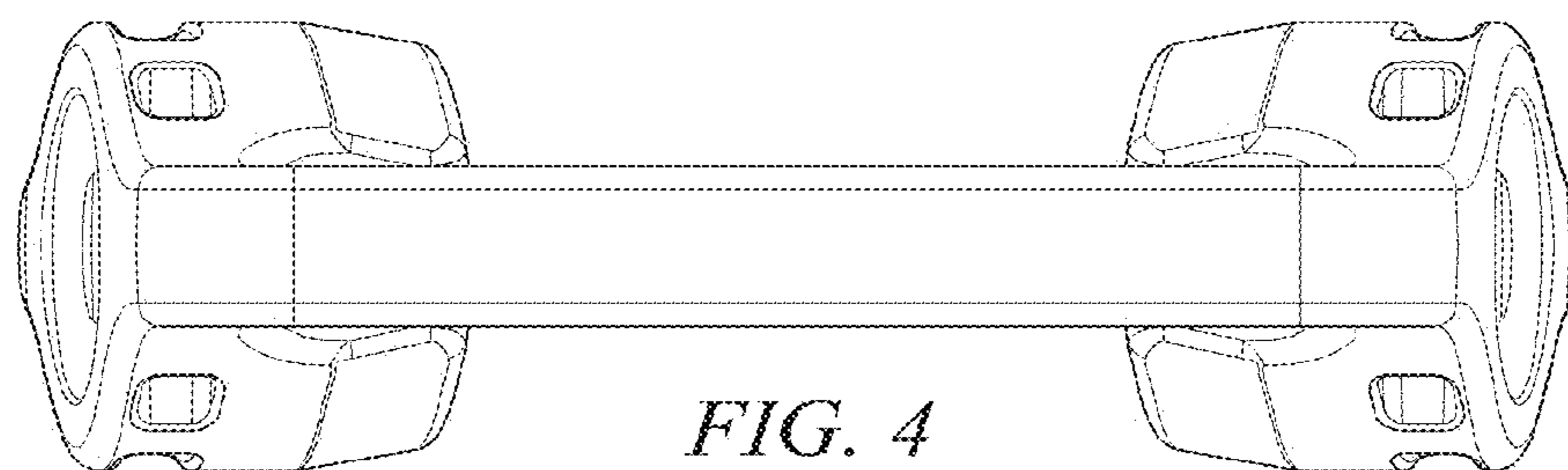


FIG. 4

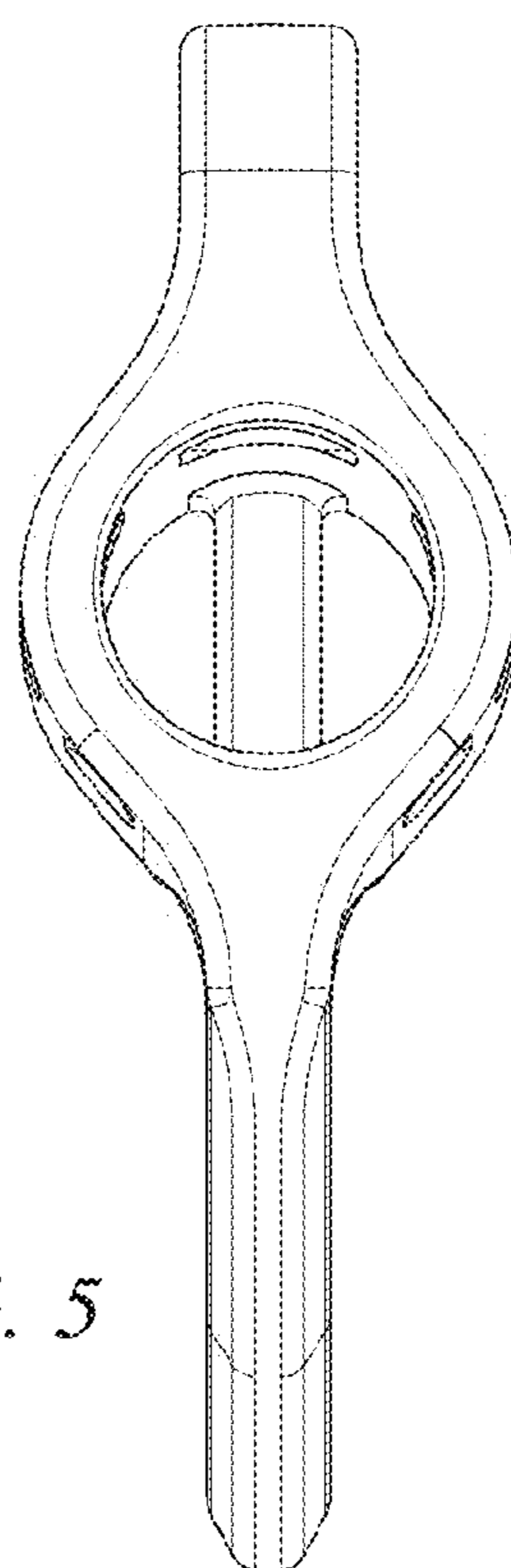


FIG. 5

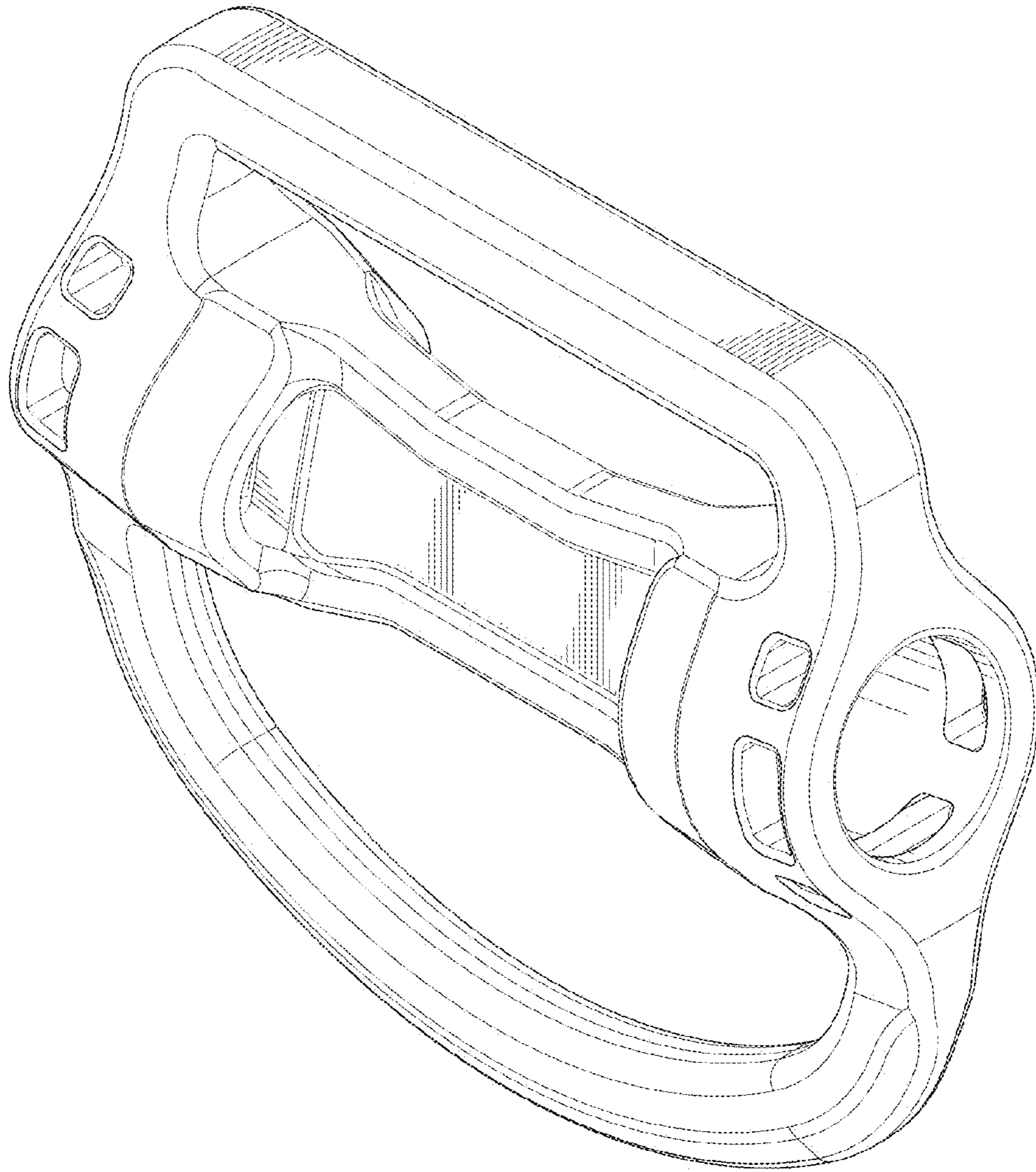


FIG. 6

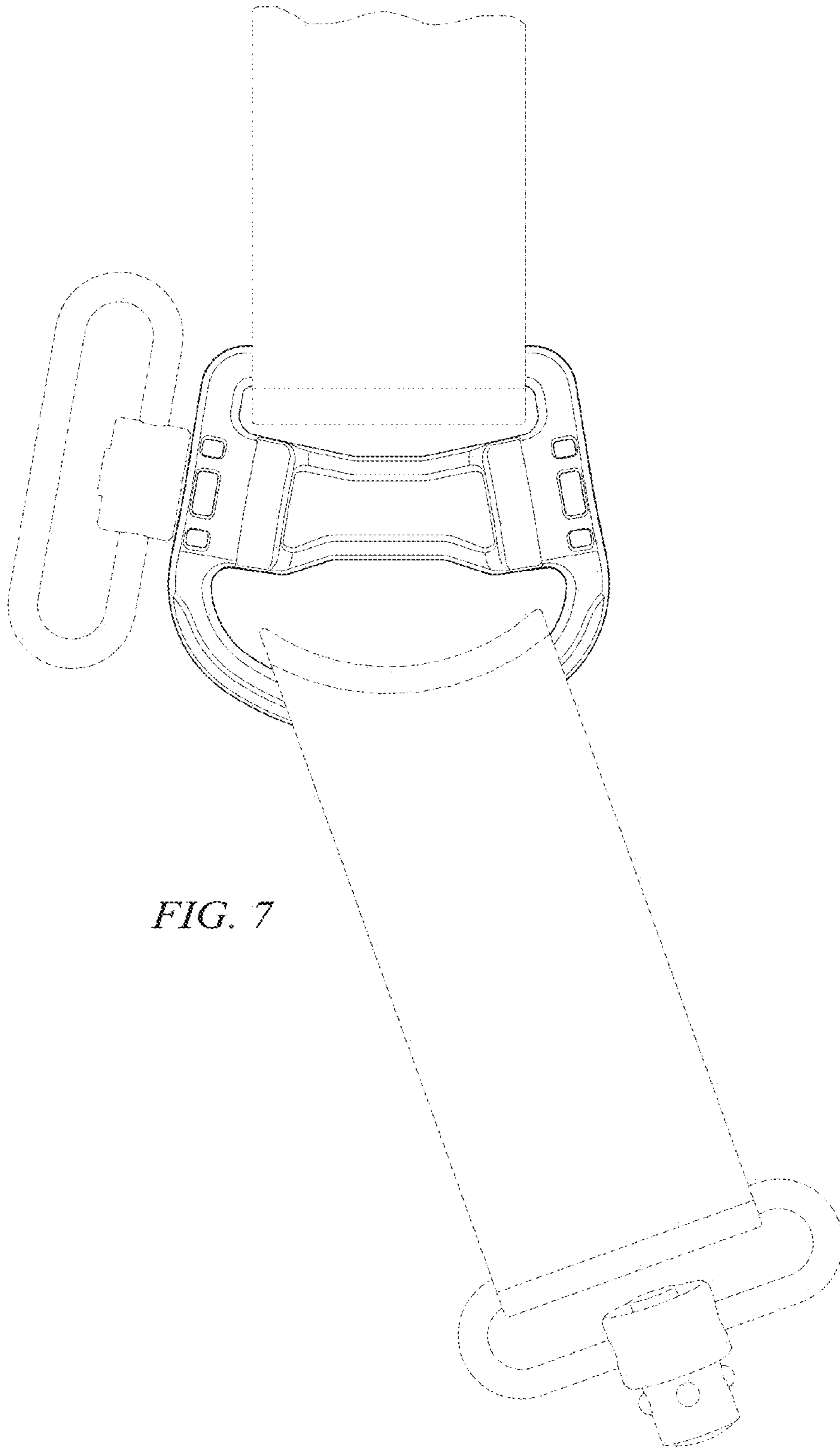


FIG. 7

UNITED STATES PATENT AND TRADEMARK OFFICE
CERTIFICATE OF CORRECTION

PATENT NO. : D702,311 S
APPLICATION NO. : 29/439689
DATED : April 8, 2014
INVENTOR(S) : Fitzpatrick et al.

Page 1 of 1

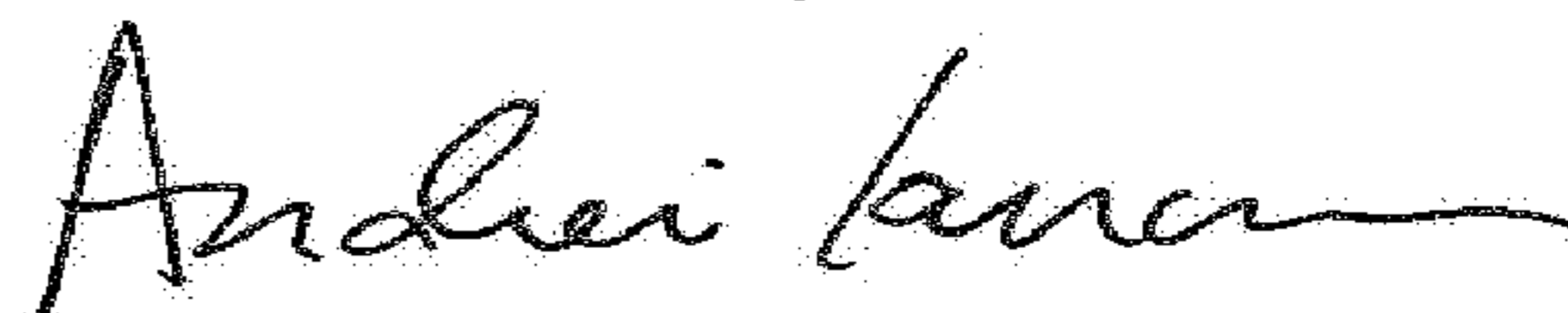
It is certified that error appears in the above-identified patent and that said Letters Patent is hereby corrected as shown below:

On the Title Page

Item (72) Inventors, should read:

--(72) Inventors: **Richard Fitzpatrick**, Longmont, CO
(US); **Michael T. Mayberry**, Denver,
CO (US); **Thomas Ward, Jr.**, Thornton,
CO (US); **Brad Bennett**, Lafayette, CO
(US)--.

Signed and Sealed this
Nineteenth Day of June, 2018



Andrei Iancu
Director of the United States Patent and Trademark Office

UNITED STATES PATENT AND TRADEMARK OFFICE
CERTIFICATE OF CORRECTION

PATENT NO. : D702,311 S
APPLICATION NO. : 29/439689
DATED : April 8, 2014
INVENTOR(S) : Fitzpatrick et al.

Page 1 of 1

It is certified that error appears in the above-identified patent and that said Letters Patent is hereby corrected as shown below:

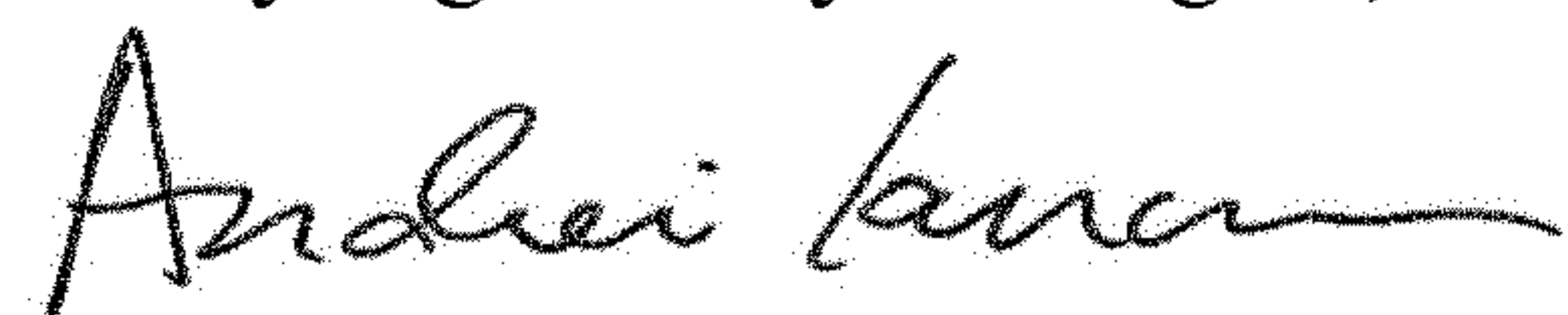
On the Title Page

Item (72) Inventors, should read:

--(72) Inventors: **Richard Fitzpatrick**, Longmont, CO
(US); **Michael T. Mayberry**, Denver,
CO (US); **Thomas Ward, Jr.**, Thornton,
CO (US); **Brad Bennett**, Lafayette, CO
(US); **Jeremy Kerbs**, Erie, CO (US)--.

This certificate supersedes the Certificate of Correction issued June 19, 2018.

Signed and Sealed this
Twenty-eighth Day of August, 2018



Andrei Iancu
Director of the United States Patent and Trademark Office