



US00D702292S

(12) **United States Design Patent**  
**Pascale**

(10) **Patent No.:** **US D702,292 S**

(45) **Date of Patent:** **\*\* Apr. 8, 2014**

(54) **BEAR STATIONERY TAB**

(75) Inventor: **Steven Patrick Pascale**, San Clemente,  
CA (US)

(73) Assignee: **Steven P Pascale**, San Clemente, CA  
(US)

(\*\*) Term: **14 Years**

(21) Appl. No.: **29/421,637**

(22) Filed: **Aug. 27, 2012**

(51) **LOC (10) Cl.** ..... **19-99**

(52) **U.S. Cl.**  
USPC ..... **D19/99**

(58) **Field of Classification Search**  
USPC ..... D1/106-110; D11/78.1, 132-136,  
D11/157-160; D19/65, 86, 99, 100;  
24/67 R, 67.1, 67.3, 67.9, 67.11, 552,  
24/563, DIG. 8, DIG. 9, DIG. 10;  
D20/29-32, 40

See application file for complete search history.

(56) **References Cited**

**U.S. PATENT DOCUMENTS**

2,622,381	A	*	12/1952	Mundell	.....	54/24
D262,444	S	*	12/1981	Carbajales Santa-Eulalia et al.	.....	D11/158
D329,524	S	*	9/1992	Bonilla	.....	D1/107
D335,199	S	*	5/1993	Kesdekoglu	.....	D1/110
5,522,847	A	*	6/1996	Kalis et al.	.....	606/234
D384,103	S	*	9/1997	Chuang	.....	D19/42
D391,385	S	*	3/1998	Steele	.....	D1/104

D452,536	S	*	12/2001	Chilton	.....	D21/605
D493,247	S	*	7/2004	Sehl	.....	D26/98
D493,562	S	*	7/2004	Sehl	.....	D26/98
D564,177	S	*	3/2008	Edwards et al.	.....	D1/109
D692,278	S	*	10/2013	Perez	.....	D7/516

\* cited by examiner

*Primary Examiner* — Elizabeth Albert

(57) **CLAIM**

The ornamental design for a bear stationery tab, as shown and described.

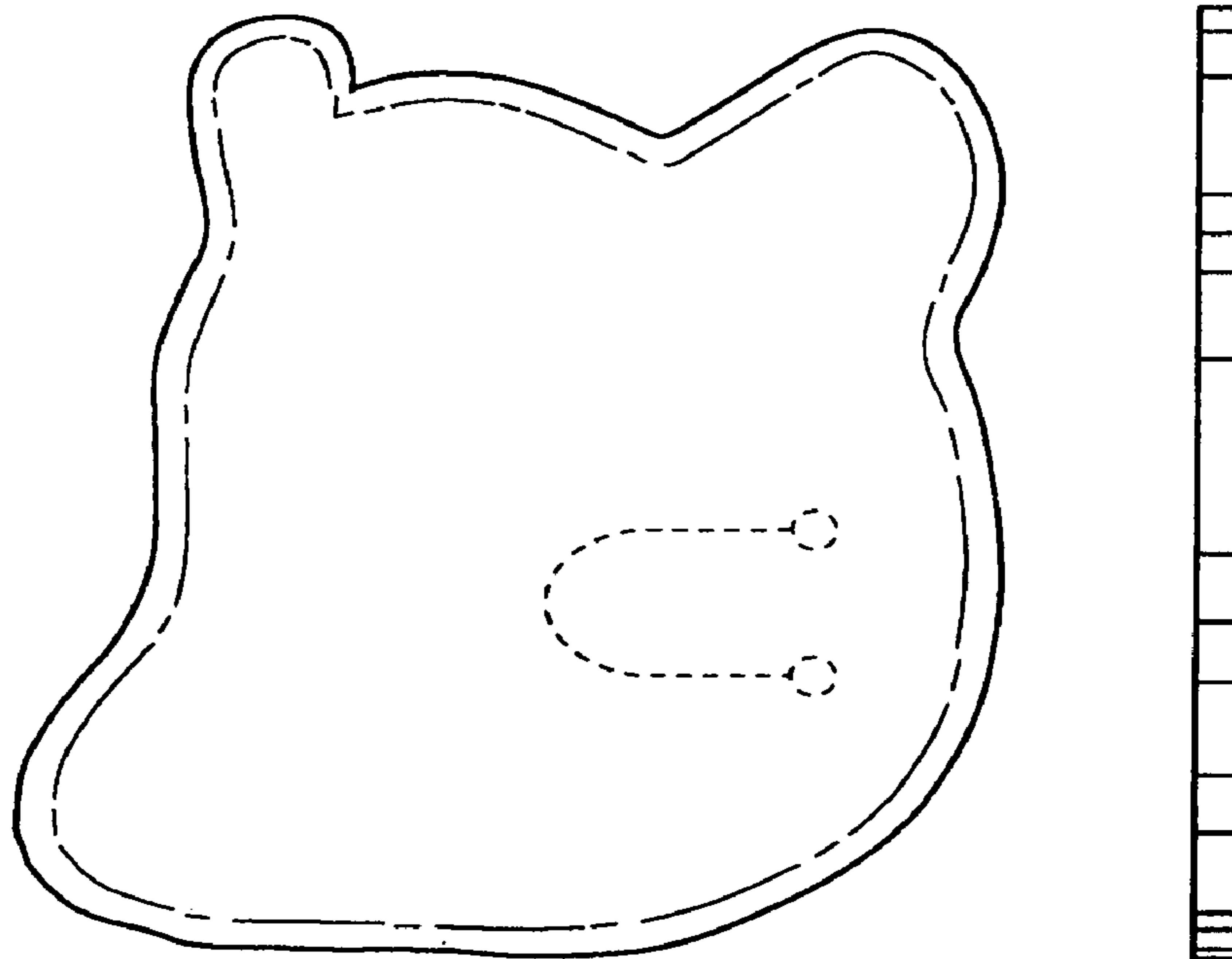
**DESCRIPTION**

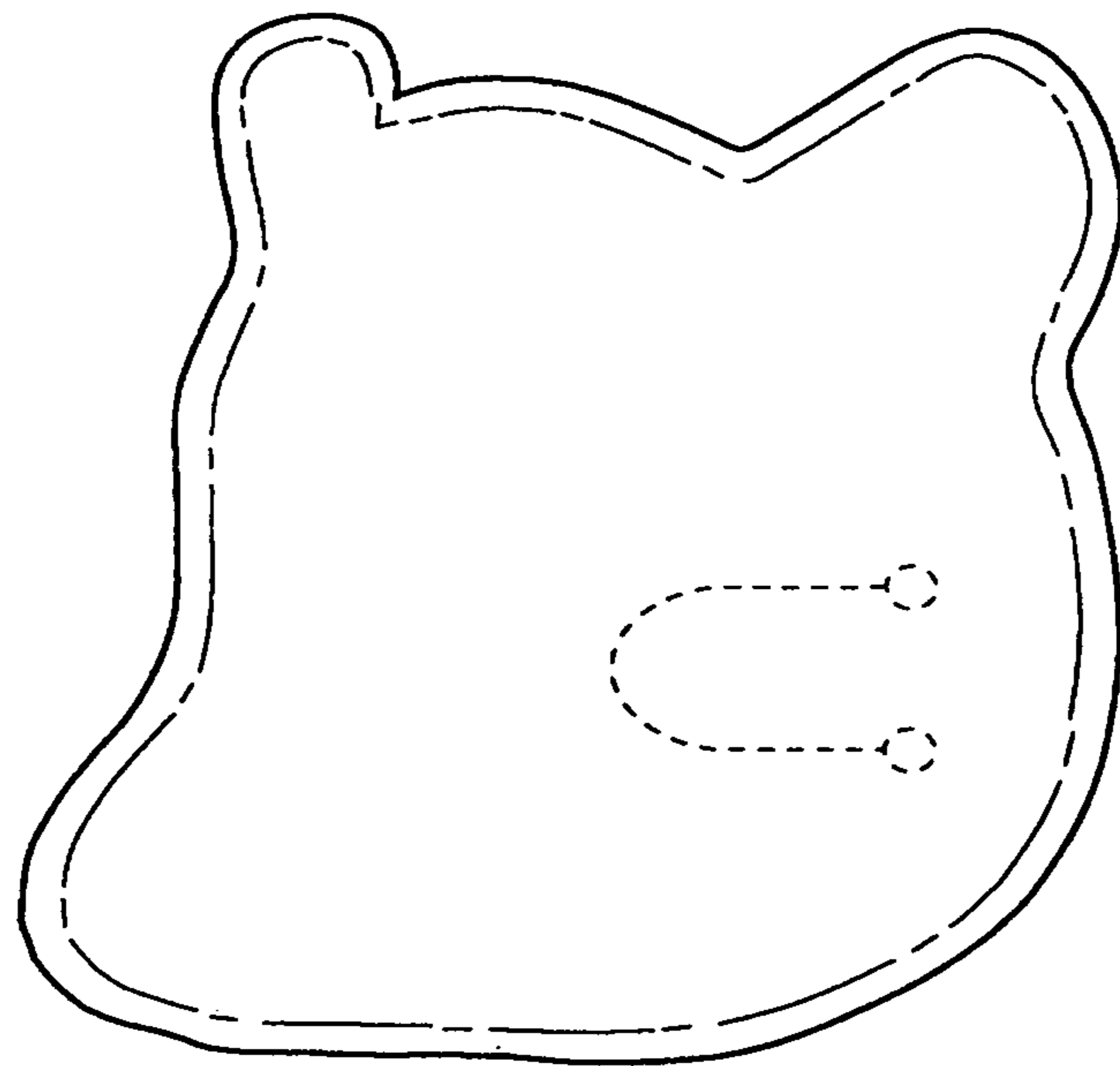
FIG. 1 is a front view of the bear stationery tab in accordance with my new design,  
 FIG. 2 is a rear view of the bear stationery tab shown in FIG. 1;  
 FIG. 3 is a perspective view of the rear of the bear stationery tab shown in FIG. 2;  
 FIG. 4 is a left side view of the bear stationery tab shown in FIG. 1;  
 FIG. 5 is a right side view of the bear stationery tab shown in FIG. 1;  
 FIG. 6 is a top view of the bear stationery tab shown in FIG. 1; and,  
 FIG. 7 is a bottom view of the bear stationery tab shown in FIG. 1.

The long and short broken lines around the inside edge of the bear stationery tab define the bounds of the claimed design and form no part thereof.

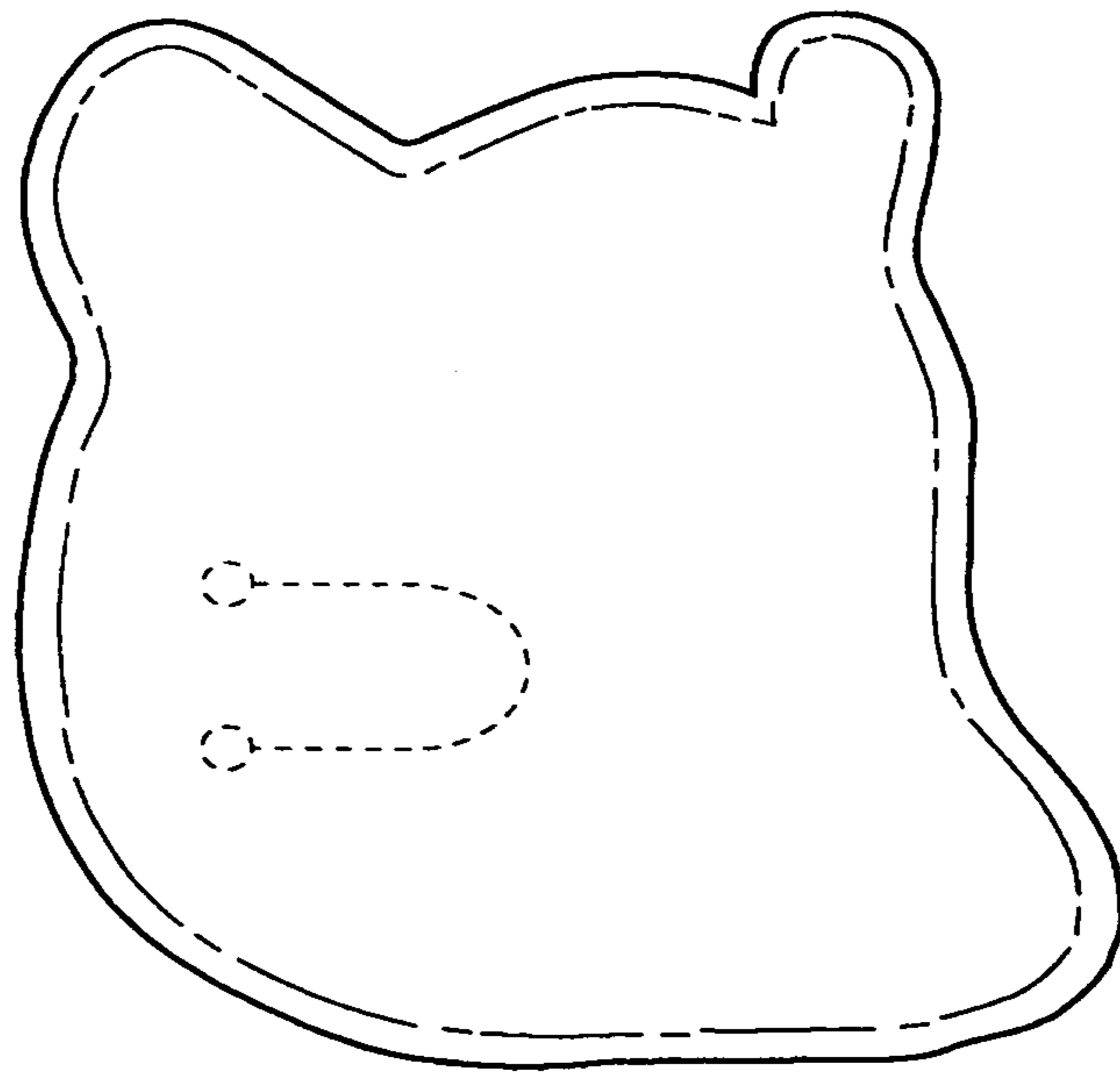
The evenly spaced broken lines showing the clip and apertures in the middle of the bear stationery tab are included to show features that form no part of the claimed design.

**1 Claim, 7 Drawing Sheets**

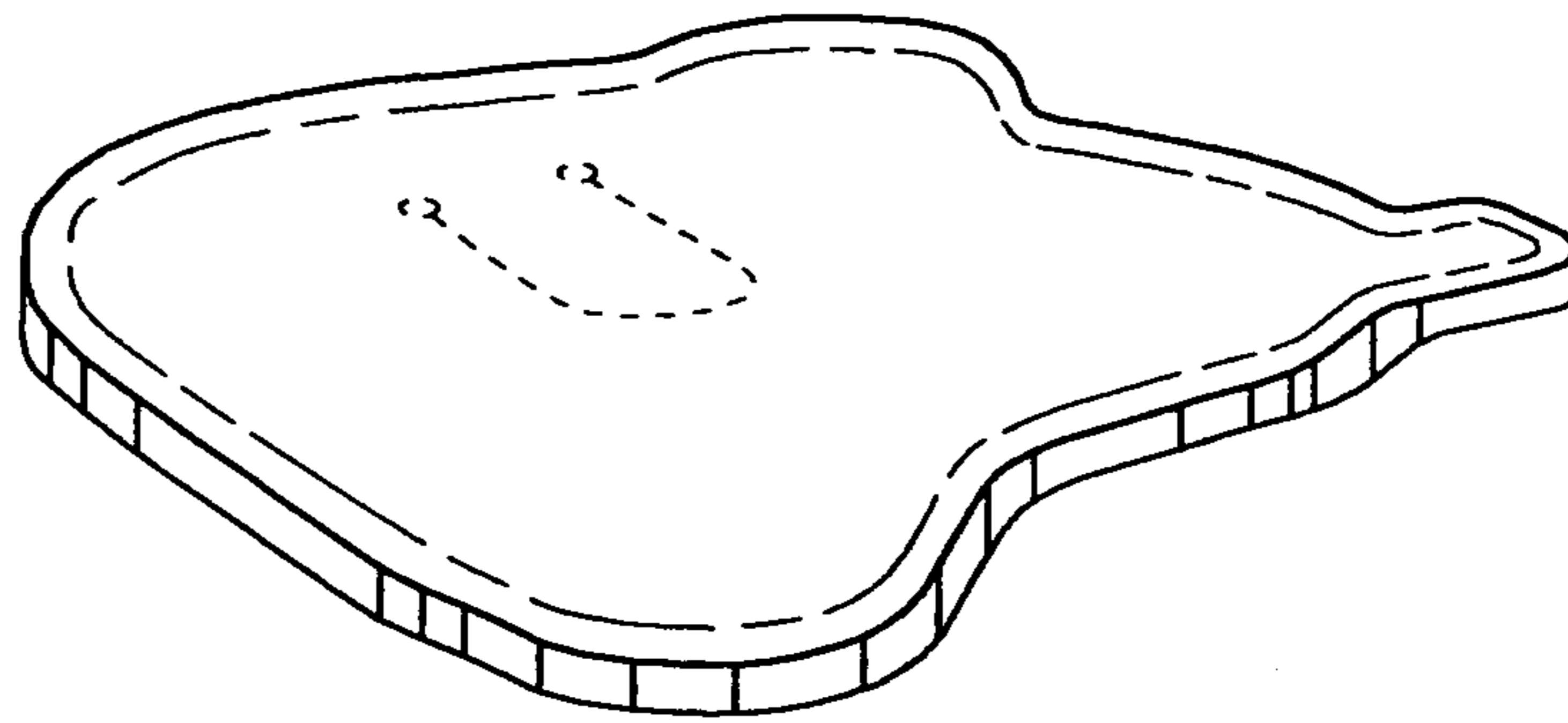





**Fig. 1**



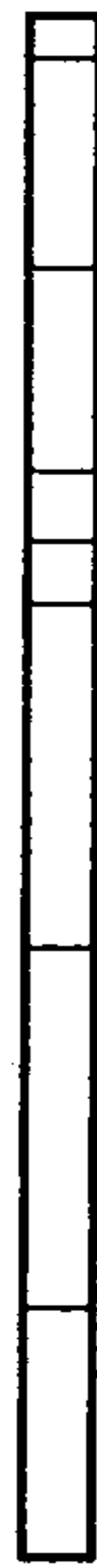
**Fig. 2**



**Fig. 3**




**Fig. 4**



**Fig. 5**



**Fig. 6**



**Fig. 7**