



US00D702291S

(12) **United States Design Patent**
Pascale

(10) **Patent No.:** **US D702,291 S**

(45) **Date of Patent:** **** Apr. 8, 2014**

(54) **ELEPHANT STATIONERY TAB**

(75) Inventor: **Steven Patrick Pascale**, San Clemente,
CA (US)

(73) Assignee: **Steven P. Pascale**, San Clemente, CA
(US)

(**) Term: **14 Years**

(21) Appl. No.: **29/421,630**

(22) Filed: **Aug. 27, 2012**

(51) **LOC (10) Cl.** **19-99**

(52) **U.S. Cl.**
USPC **D19/99**

(58) **Field of Classification Search**

USPC D1/106-110, 113; D11/78.1, 132-135,
D11/157, 158; D19/52, 65, 86, 99, 100;
D20/29-32, 35, 40; D21/606, 611,
D21/616, 618, 650, 652; 24/67 R, 67.1, 67.3,
24/67.9, 67.11, 552, 563, DIG. 8, DIG. 9,
24/DIG. 10; D7/698, 699

See application file for complete search history.

(56) **References Cited**

U.S. PATENT DOCUMENTS

1,731,926	A	*	10/1929	Hitchcock	446/100
D99,932	S	*	6/1936	Fisher	D19/82
D104,244	S	*	4/1937	De Lacy	D7/301
D156,623	S	*	12/1949	Harmon, Jr.	D11/78.1
D163,527	S	*	6/1951	Lewandowski	D23/215
D169,892	S	*	6/1953	Breen	D28/73
D223,936	S	*	6/1972	Meth et al.	D21/616
D256,854	S	*	9/1980	Bruce	D6/388
D281,803	S	*	12/1985	Miller	D21/827
D282,563	S	*	2/1986	Beene	D23/256
D289,268	S	*	4/1987	Andrews	D11/134
D302,118	S	*	7/1989	Myman	D9/610
D305,926	S	*	2/1990	Butler	D23/249

D356,350	S	*	3/1995	Berggreen	D21/616
D364,201	S	*	11/1995	Jensen	D21/616
D373,916	S	*	9/1996	Yofan	D6/497
D434,932	S	*	12/2000	Wang	D6/503
D449,869	S	*	10/2001	Kjaer-Madsen et al.	D21/814
D465,009	S	*	10/2002	Siefken	D23/249
D604,085	S	*	11/2009	Wen	D6/634
D640,375	S	*	6/2011	Vidal et al.	D24/134

* cited by examiner

Primary Examiner — Elizabeth Albert

(57) **CLAIM**

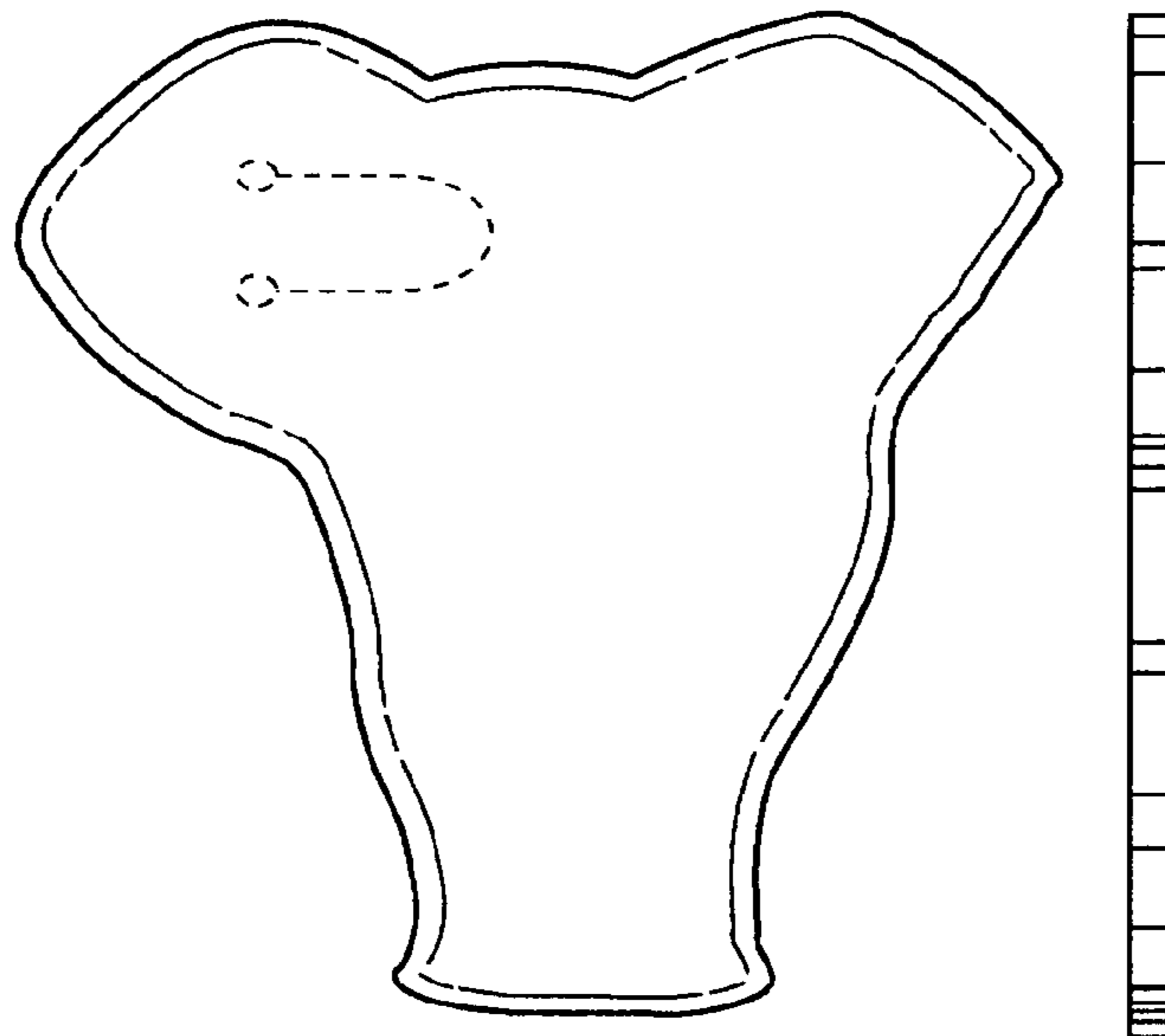
The ornamental design for an elephant stationery tab, as shown and described.

DESCRIPTION

FIG. 1 is a front view of the elephant stationery tab in accordance with my new design,
FIG. 2 is a rear view of the elephant stationery tab shown in FIG. 1;
FIG. 3 is a perspective view of the rear of the elephant stationery tab shown in FIG. 2;
FIG. 4 is a left side view of the elephant stationery tab shown in FIG. 1;
FIG. 5 is a right side view of the elephant stationery tab shown in FIG. 1;
FIG. 6 is a top view of the elephant stationery tab shown in FIG. 1; and,
FIG. 7 is a bottom view of the elephant stationery tab shown in FIG. 1.

The evenly spaced broken lines showing the clip and apertures in the middle of the elephant stationery tab are included to show features that form no part of the claimed design. The long and short broken lines around the inside edge of the elephant stationery tab define the bounds of the claimed design and form no part thereof.

1 Claim, 7 Drawing Sheets



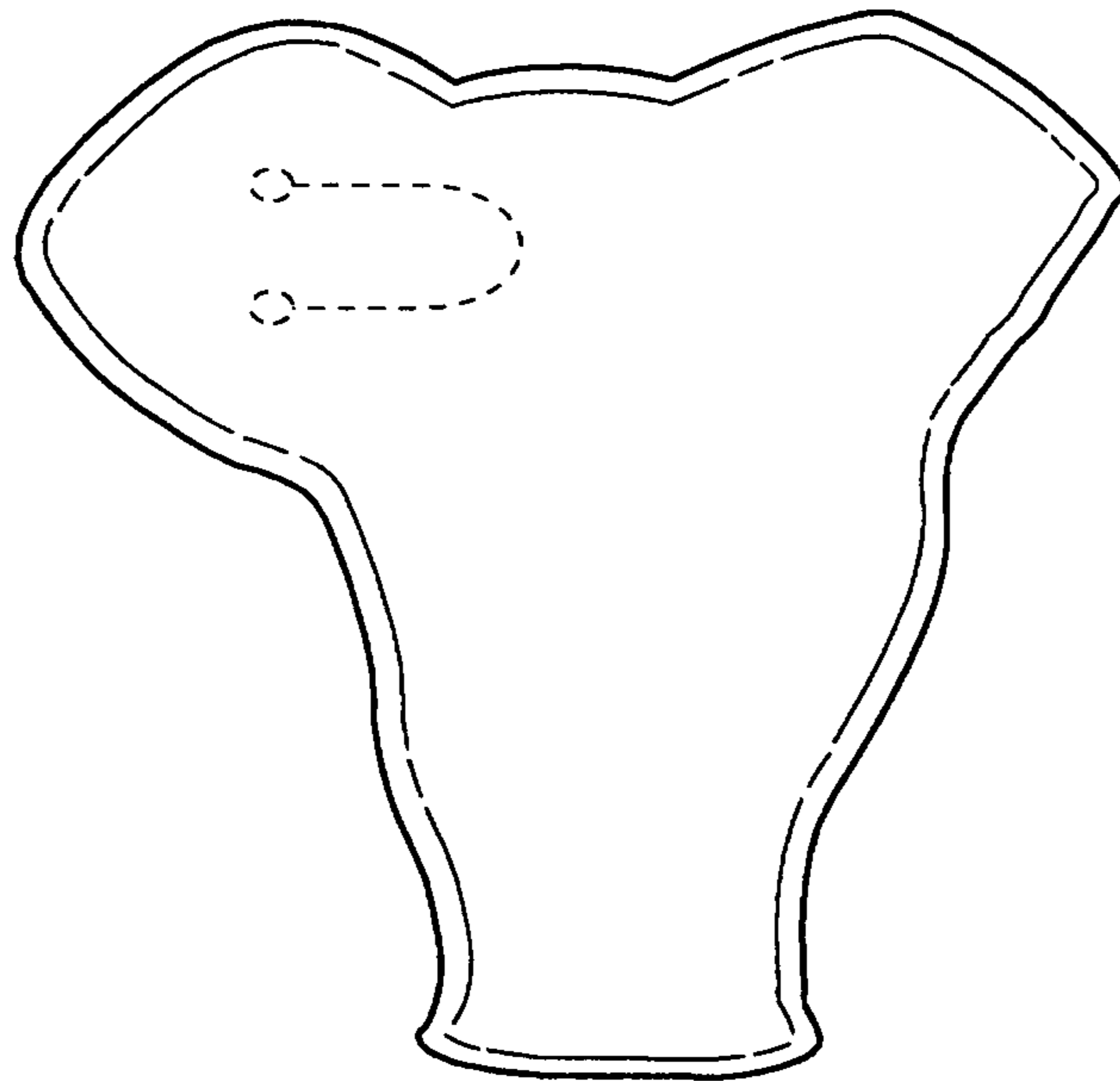


Fig. 1

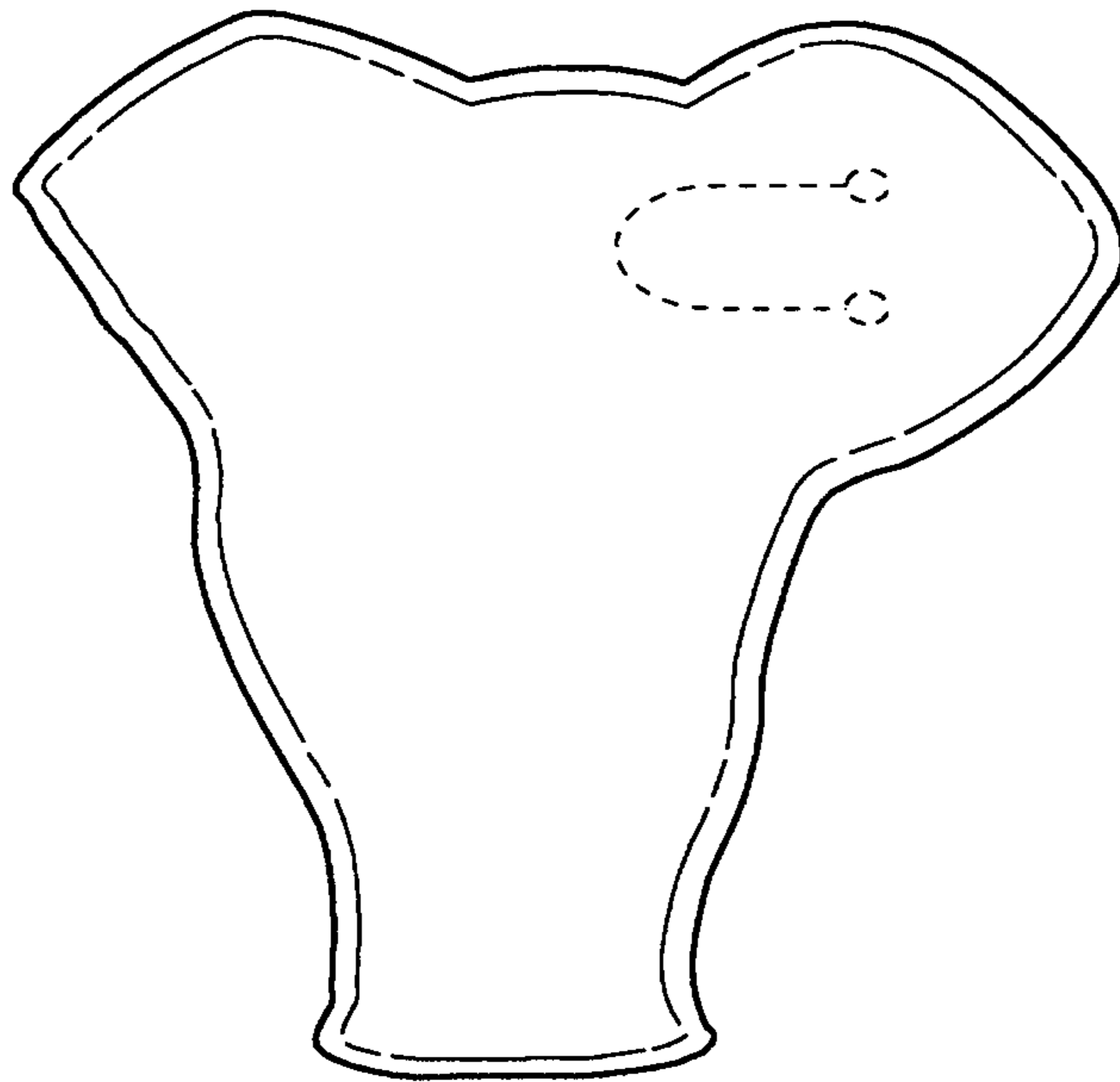


Fig. 2

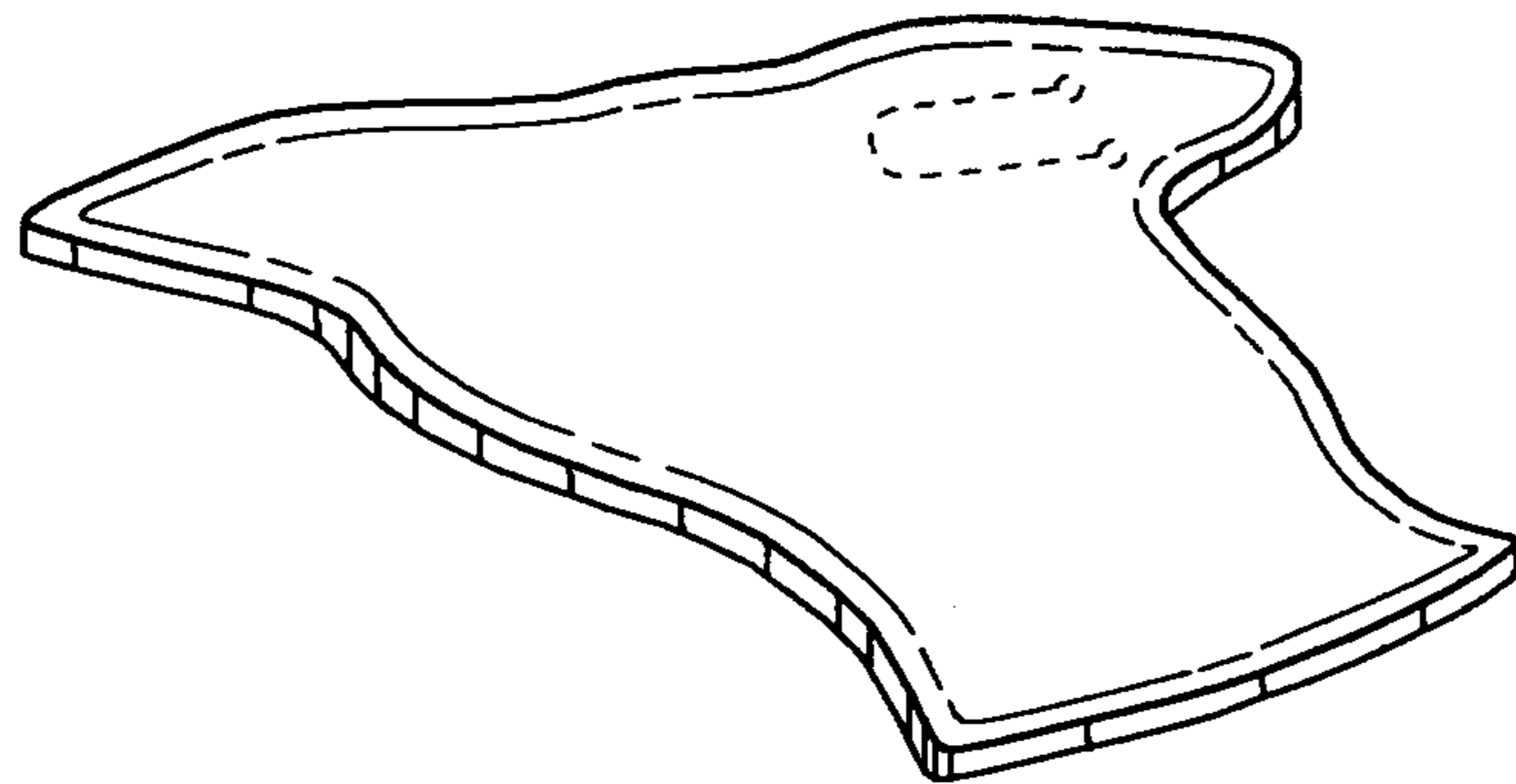


Fig. 3



Fig. 4




Fig. 6



Fig. 7