



US00D702289S

(12) **United States Design Patent**
Pascale

(10) **Patent No.:** **US D702,289 S**

(45) **Date of Patent:** **** Apr. 8, 2014**

(54) **RAM STATIONERY TAB**

(75) **Inventor:** **Steven Patrick Pascale**, San Clemente, CA (US)

(73) **Assignee:** **Steven P. Pascale**, San Clemente, CA (US)

(**) **Term:** **14 Years**

(21) **Appl. No.:** **29/421,584**

(22) **Filed:** **Aug. 20, 2012**

(51) **LOC (10) Cl.** **19-99**

(52) **U.S. Cl.**
USPC **D19/99**

(58) **Field of Classification Search**
USPC D1/106-110, 113; D11/78.1, 132-135, D11/157, 158; D19/52, 65, 86, 99, 100; D20/29-32, 35, 40; D21/606, 611, D21/616, 618, 650, 652; 24/67 R, 67.1, 67.3, 24/67.9, 67.11, 552, 563, DIG. 8, DIG. 9, 24/DIG. 10; D7/698, 699
See application file for complete search history.

(56) **References Cited**

U.S. PATENT DOCUMENTS

D45,179 S * 2/1914 Carter D19/97
D209,604 S * 12/1967 Womrser D21/832
D279,969 S * 8/1985 Carbajales Santa-Eulalia et al. D11/158

D325,516 S * 4/1992 Dunlop D8/402
D331,946 S * 12/1992 Burgess D20/40
D385,594 S * 10/1997 Stephensen et al. D21/652

* cited by examiner

Primary Examiner — Elizabeth Albert

(57) **CLAIM**

The ornamental design for a ram stationery tab, as shown and described.

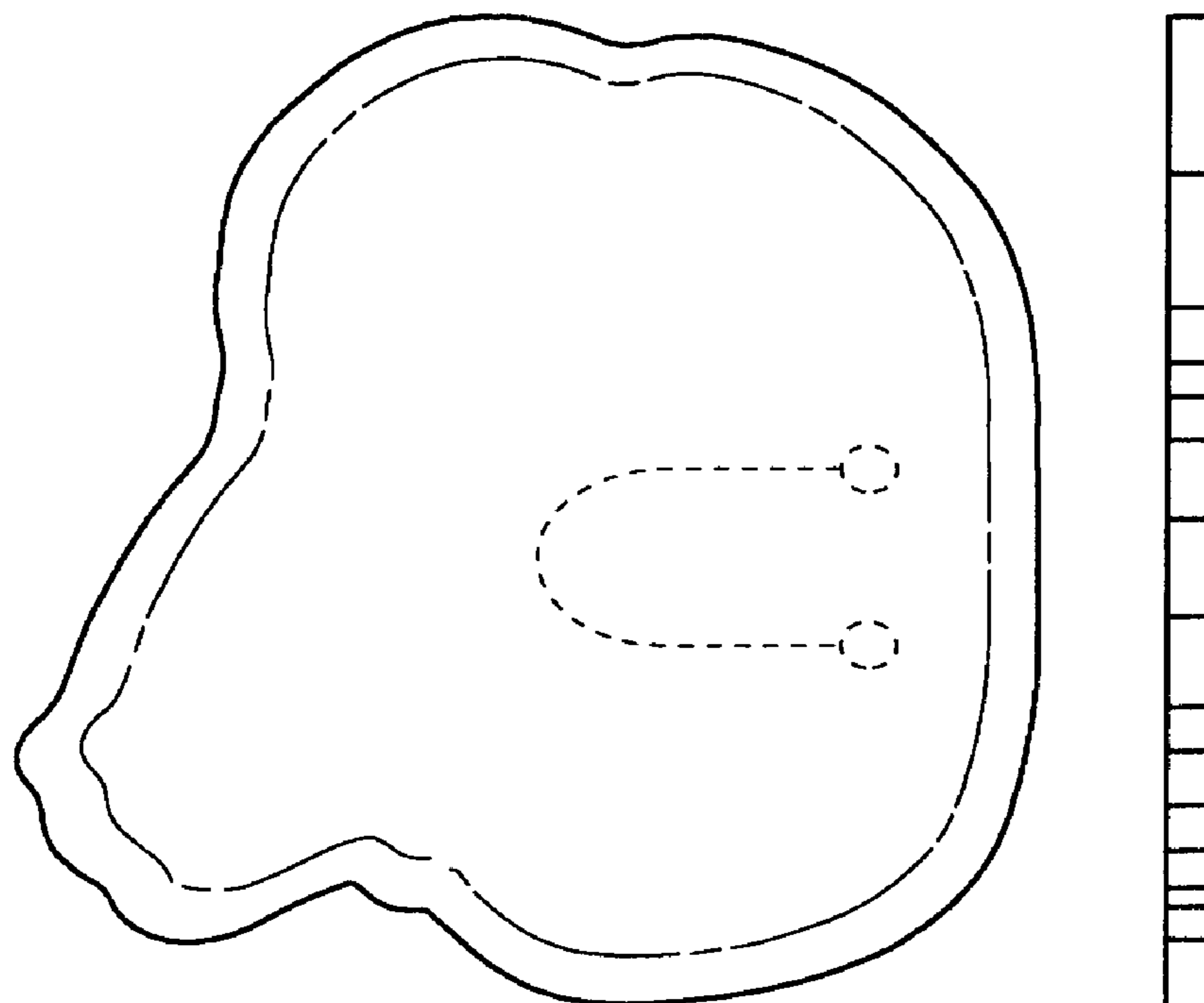
DESCRIPTION

FIG. 1 is a front view of the ram stationery tab in accordance with my new design,
FIG. 2 is a rear view of the ram stationery tab shown in FIG. 1;
FIG. 3 is a perspective view of the ram stationery tab shown in FIG. 1;
FIG. 4 is a left side view of the ram stationery tab shown in FIG. 1;
FIG. 5 is a right side view of the ram stationery tab shown in FIG. 1;
FIG. 6 is a top view of the ram stationery tab shown in FIG. 1;
and,
FIG. 7 is a bottom view of the ram stationery tab shown in FIG. 1.

The evenly spaced broken lines showing the clip and apertures in the middle of the ram stationery tab are included to show features that form no part of the claimed design.

The long and short broken lines around the inside edge of the ram stationery tab define the bounds of the claimed design and form no part thereof.

1 Claim, 7 Drawing Sheets



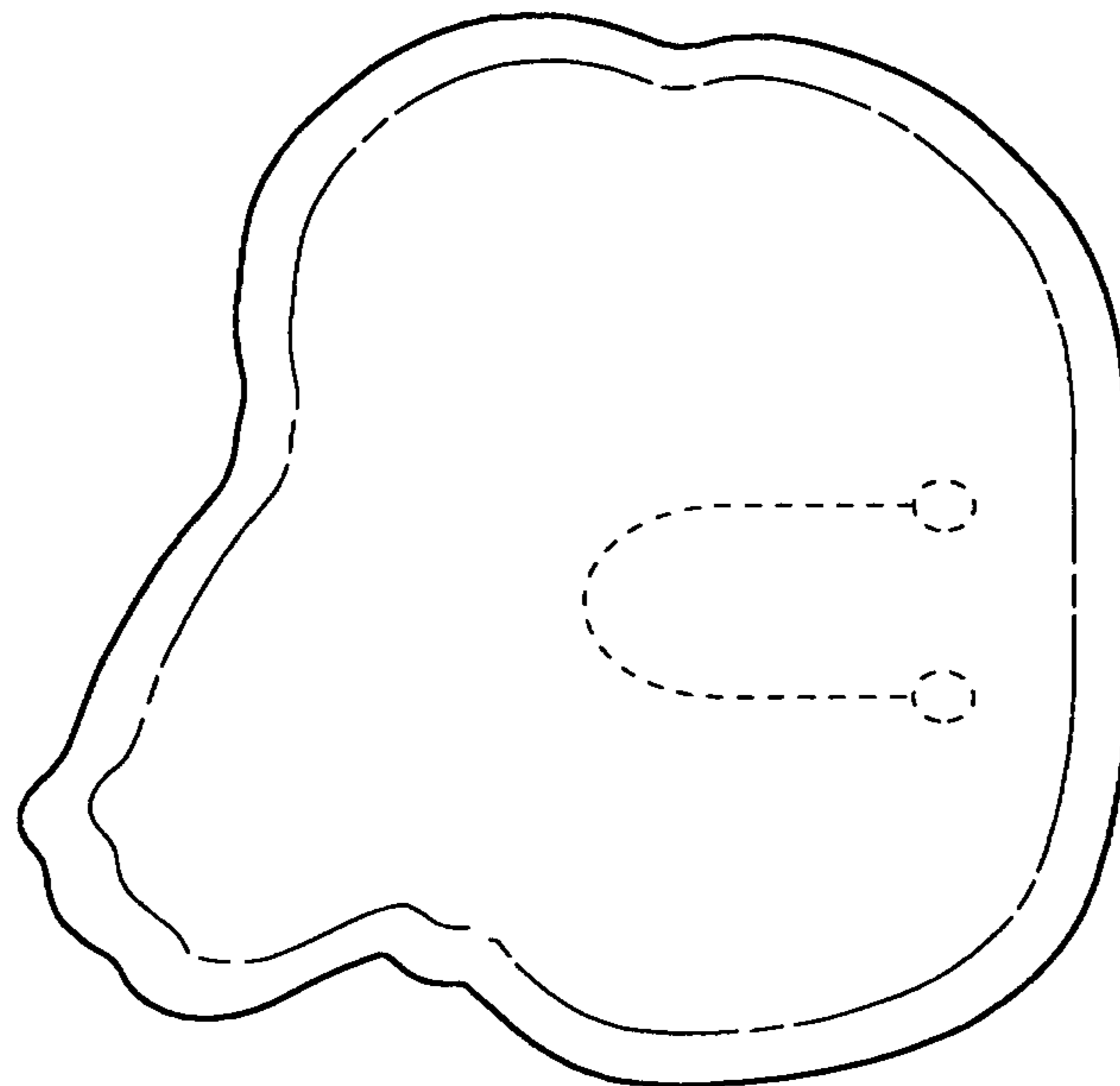


Fig. 1

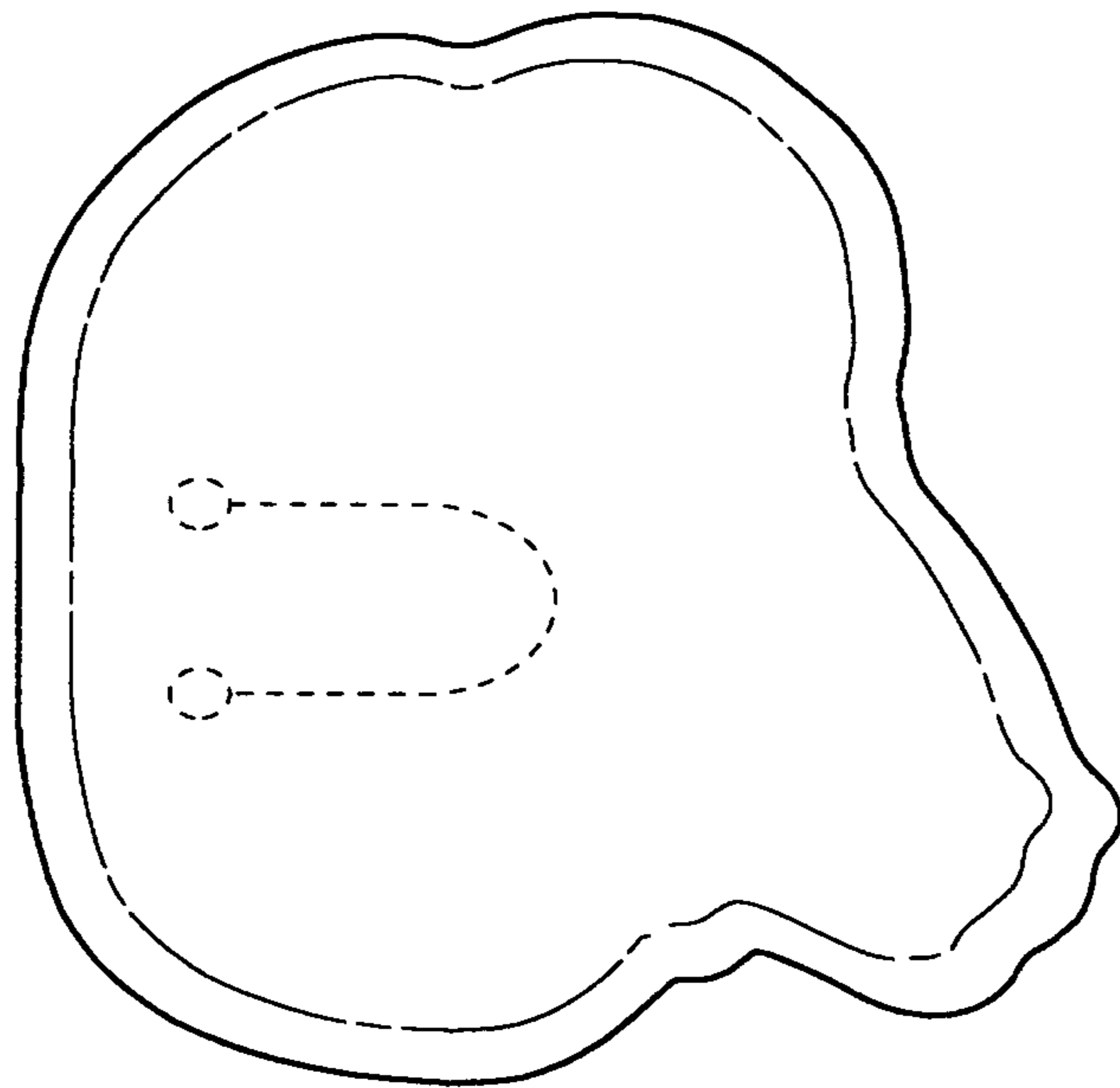


Fig. 2

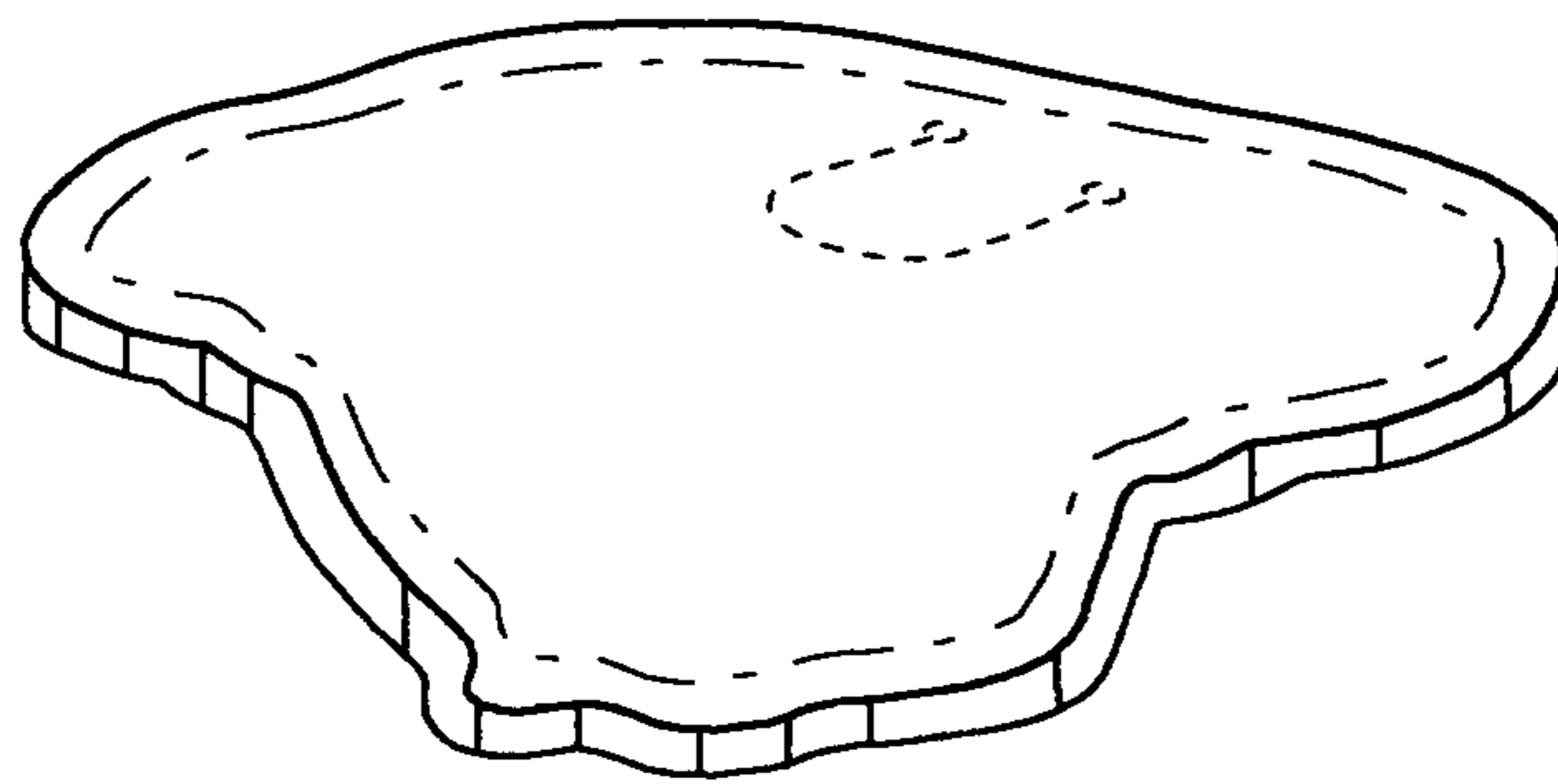


Fig. 3



Fig. 4



Fig. 5




Fig. 6

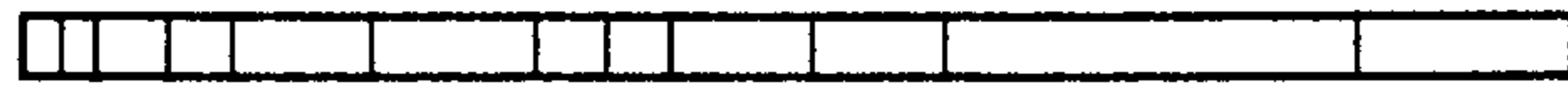


Fig. 7