



US00D702288S

(12) **United States Design Patent**
Weidauer et al.

(10) **Patent No.:** **US D702,288 S**

(45) **Date of Patent:** **** Apr. 8, 2014**

(54) **PAD OF LABELS**

(71) Applicants: **Jeffrey Weidauer**, Little Rock, AR (US);
Michael Wilkinson, Overland Park, KS
(US)

(72) Inventors: **Jeffrey Weidauer**, Little Rock, AR (US);
Michael Wilkinson, Overland Park, KS
(US)

(73) Assignee: **Electronic Imaging Services, Inc.**,
Little Rock, AR (US)

(**) Term: **14 Years**

(21) Appl. No.: **29/466,660**

(22) Filed: **Sep. 10, 2013**

(51) **LOC (10) Cl.** **19-01**

(52) **U.S. Cl.**
USPC **D19/1**

(58) **Field of Classification Search**
USPC D19/1-12, 20-34, 78, 87, 91, 100;
428/77, 43, 40.1, 42.2, 40.3, 192, 194;
156/182, 60; 206/425, 449; 281/3.1,
281/38, 21.1, 15.1, 16; 283/63.1, 64.1, 117,
283/61, 62, 60.2, 40, 101, 81; D6/582-594,
D6/596; 462/901, 72, 61; 412/1-8, 10;
211/11, 45, 50; 40/124.01-124.15,
40/121, 119

See application file for complete search history.

(56) **References Cited**

U.S. PATENT DOCUMENTS

237,223 A * 2/1881 Wight 281/16
4,590,109 A * 5/1986 Holmberg 428/41.7
6,217,443 B1 * 4/2001 Green, Jr. 462/19

6,254,955 B1 * 7/2001 Kuo et al. 428/42.2
6,627,285 B2 * 9/2003 Kuo et al. 428/40.1
D586,391 S * 2/2009 Pascale D19/27
D667,494 S * 9/2012 Sato et al. D19/1
D680,166 S * 4/2013 Sato et al. D19/1
D683,397 S * 5/2013 Bratter et al. D19/1

* cited by examiner

Primary Examiner — Caron D Veynar

Assistant Examiner — Abraham Bahta

(74) *Attorney, Agent, or Firm* — Jones Day

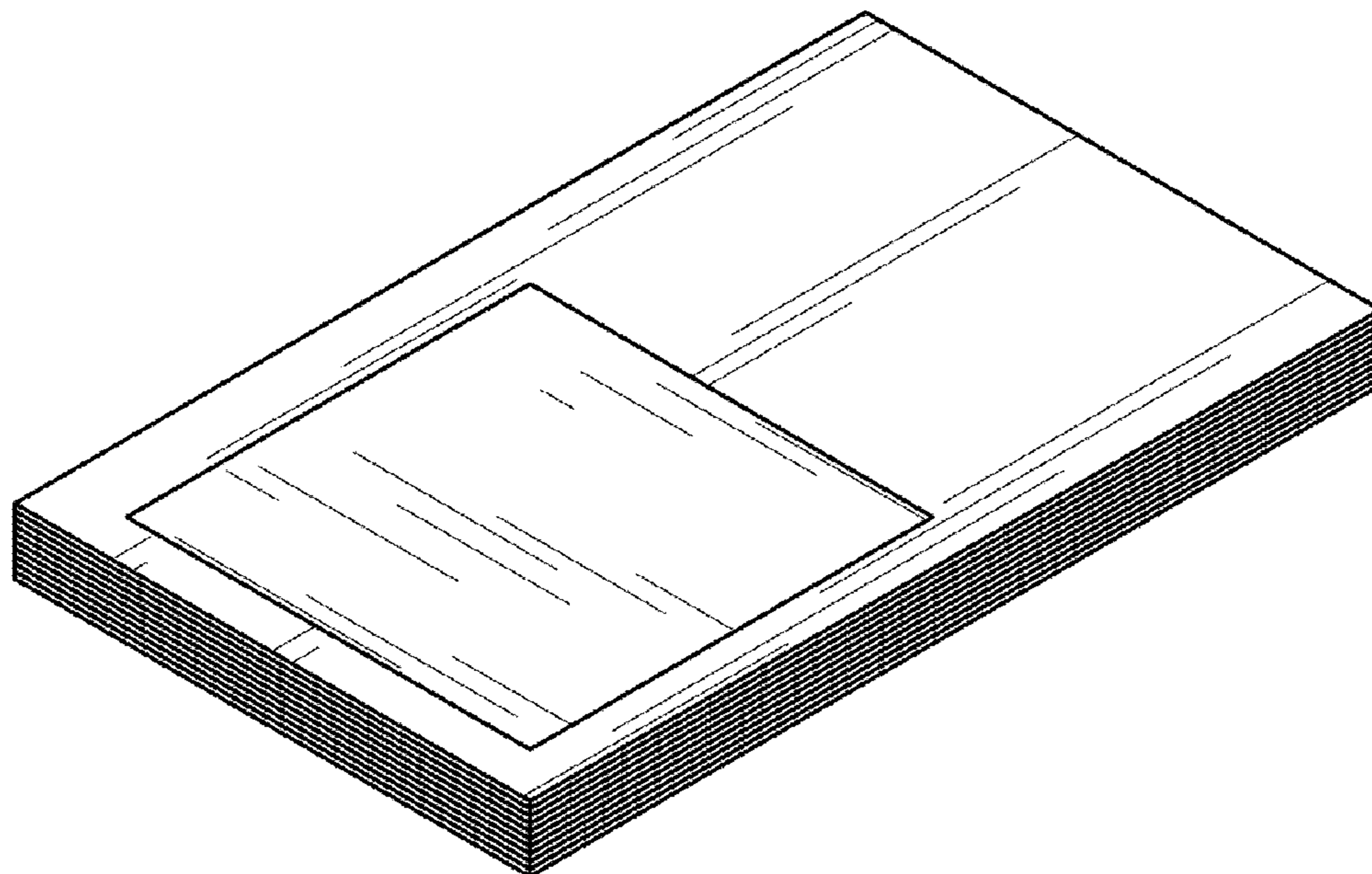
(57) **CLAIM**

The ornamental design for a pad of labels, as shown and described.

DESCRIPTION

FIG. 1 is a perspective view of a pad of labels;
FIG. 2 is a perspective view of one label from a pad of labels as shown in FIG. 1;
FIG. 3 is a top plan view of a pad of labels as shown in FIG. 1;
FIG. 4 is a bottom view of a pad of labels as shown in FIG. 1;
FIG. 5 is a right side view of one label from a pad of labels as shown in FIG. 1;
FIG. 6 is a left side view of one label from a pad of labels as shown in FIG. 1;
FIG. 7 is a front side view of one label from a pad of labels as shown in FIG. 1; and,
FIG. 8 is a back side view of one label from a pad of labels as shown in FIG. 1.

1 Claim, 1 Drawing Sheet



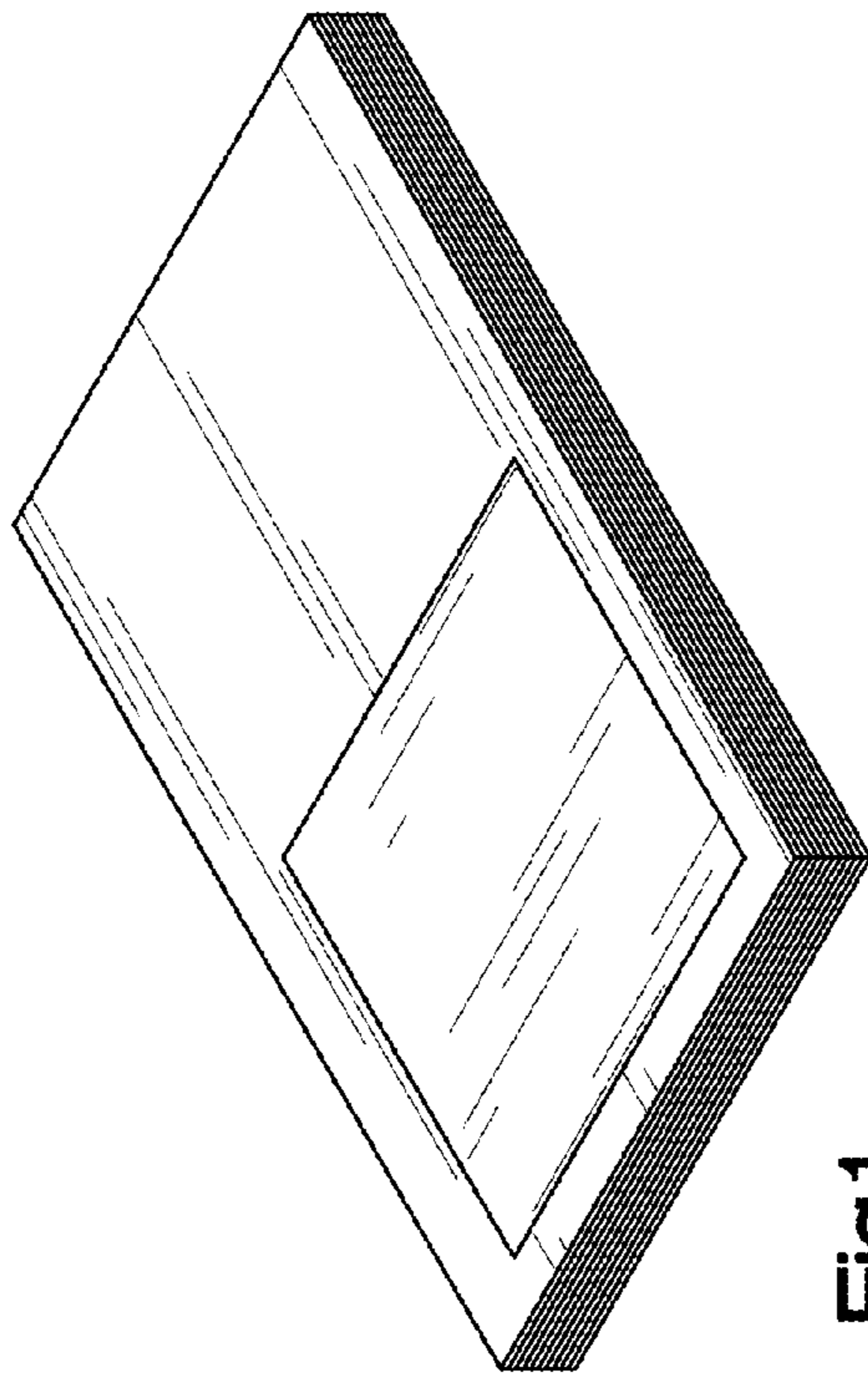


Fig.1

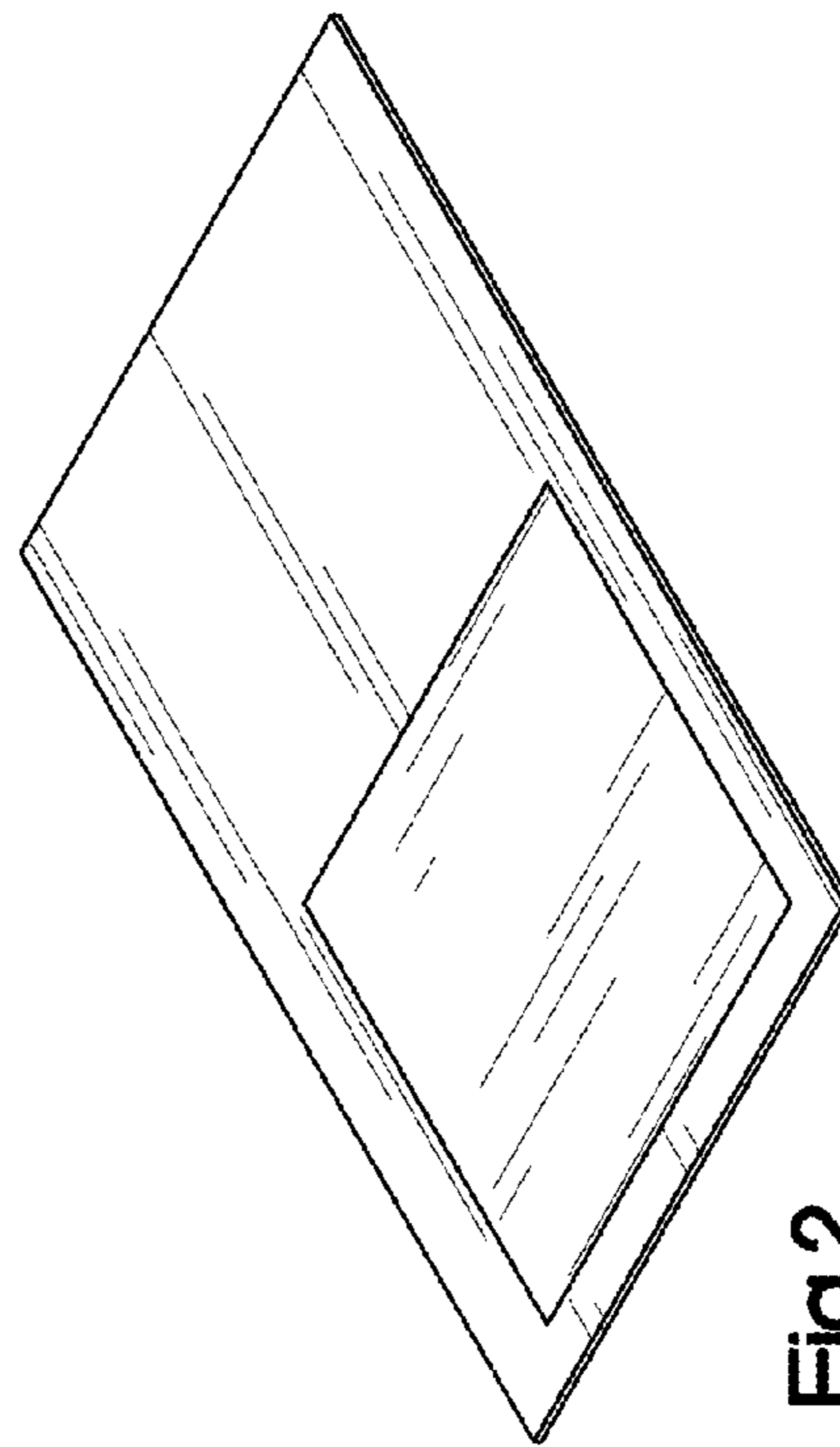


Fig.2

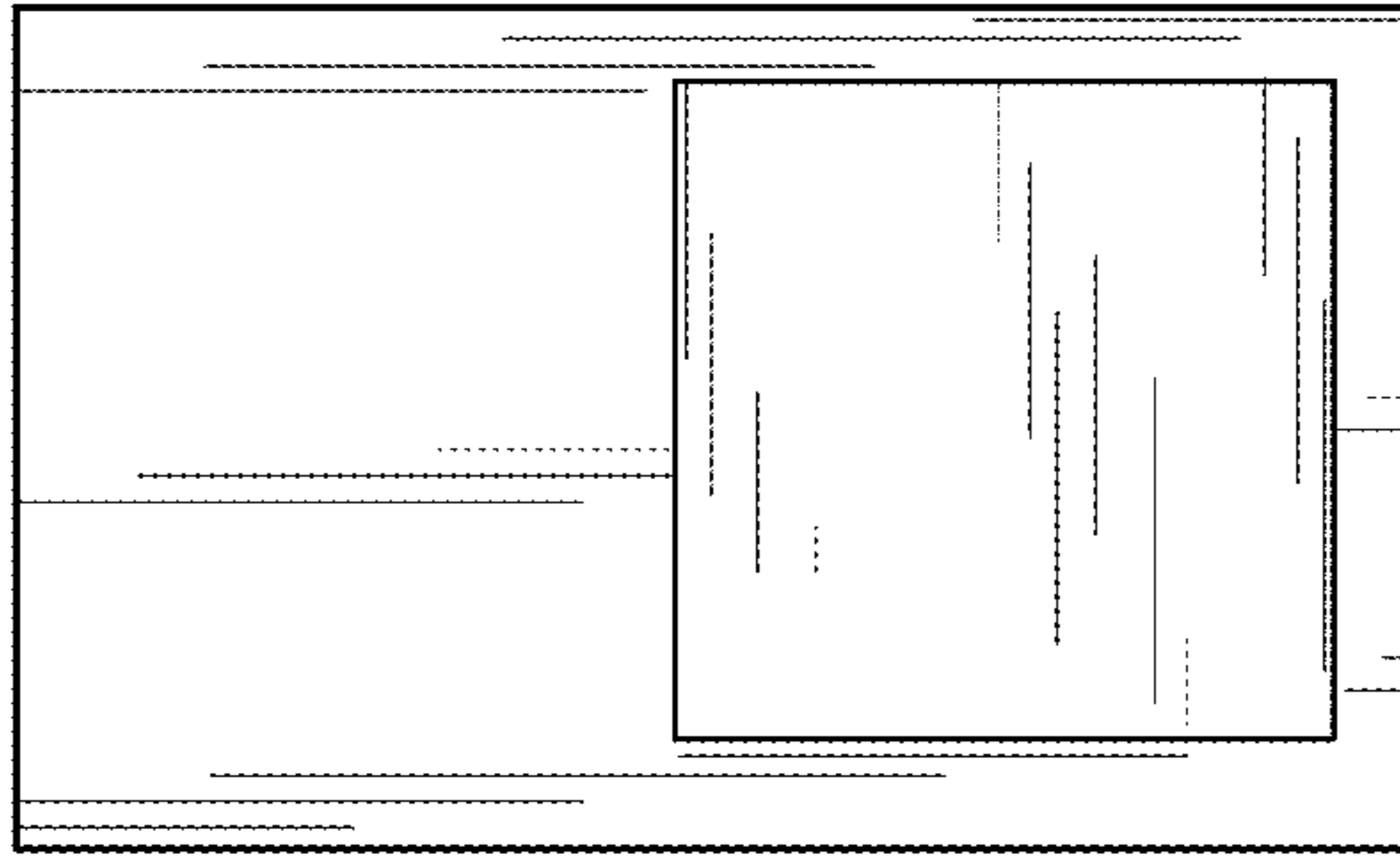


Fig.3

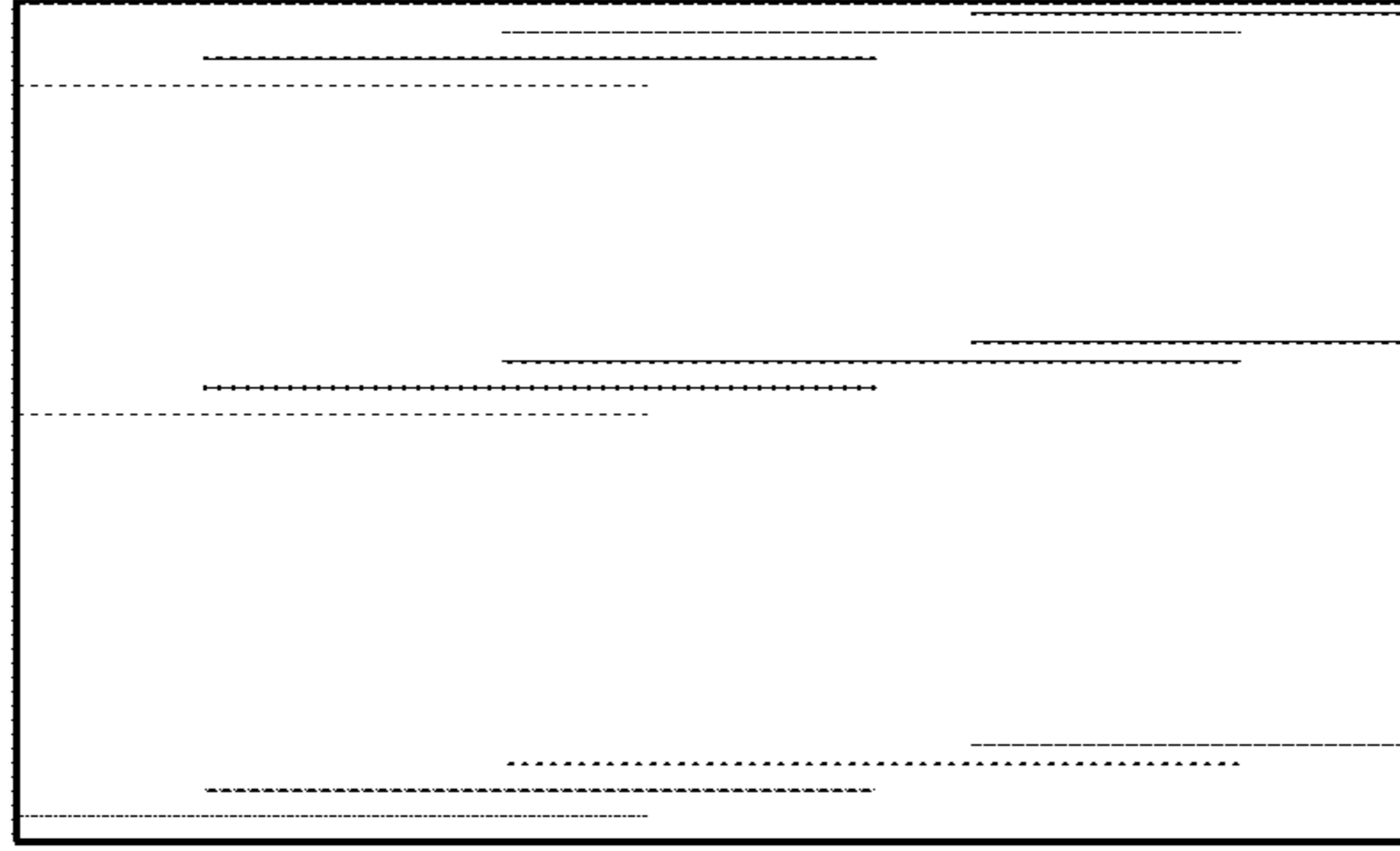


Fig.4



Fig.5



Fig.6



Fig.7



Fig.8