



US00D702287S

(12) **United States Design Patent**  
**Kott**

(10) **Patent No.:** **US D702,287 S**

(45) **Date of Patent:** **\*\* Apr. 8, 2014**

(54) **LABEL SHEET**

(75) Inventor: **Marla Kott**, Richmond (CA)

(73) Assignee: **Ilgen Products Ltd.**, Richmond (CA)

(\*\*) Term: **14 Years**

(21) Appl. No.: **29/422,255**

(22) Filed: **May 17, 2012**

**Related U.S. Application Data**

(63) Continuation of application No. 29/351,112, filed on Nov. 30, 2009, now Pat. No. Des. 671,986.

(51) **LOC (10) Cl.** ..... **19-01**

(52) **U.S. Cl.**  
USPC ..... **D19/1**

(58) **Field of Classification Search**  
USPC ..... D19/1-12, 20-34; 40/124.01-124.15,  
40/672, 661, 726, 776, 617, 633, 360,  
40/638; 229/72, 92, 92.1, 300-303;  
283/72, 74, 75, 103, 105, 106, 67, 81,  
283/101; 206/449, 232; D21/385; D20/10,  
D20/22, 27, 40, 42, 99; D14/435-437  
See application file for complete search history.

(56) **References Cited**

**U.S. PATENT DOCUMENTS**

D391,991 S	3/1998	Connor	
D419,184 S *	1/2000	Haas et al.	D19/1
D448,404 S	9/2001	Hamilton et al.	
D460,783 S	7/2002	Haas	
D471,933 S	3/2003	Hodsdon et al.	
D473,264 S	4/2003	Sanford et al.	
D476,031 S	6/2003	Hodsdon et al.	
6,726,252 B1	4/2004	Chaikel et al.	
D500,342 S	12/2004	Stewart et al.	

D500,524 S	1/2005	Stewart et al.	
D521,565 S	5/2006	Stewart et al.	
D640,738 S	6/2011	Jain et al.	
D671,986 S *	12/2012	Kott	D19/1
D676,486 S *	2/2013	Haas	D19/1
D683,399 S *	5/2013	Kott	D19/1
2009/0197032 A1	8/2009	Didulo et al.	

**FOREIGN PATENT DOCUMENTS**

WO 2009/094781 A1 8/2009

**OTHER PUBLICATIONS**

Imprint Plus 1"x3" laser label sheet, Jul. 2, 2008.  
Imprint Plus 2009 Product Sampler, Feb. 2009, pp. 9 & 18.

\* cited by examiner

*Primary Examiner* — Caron D Veynar  
*Assistant Examiner* — Abraham Bahta

(74) *Attorney, Agent, or Firm* — Oyen Wiggs Green & Mutala LLP

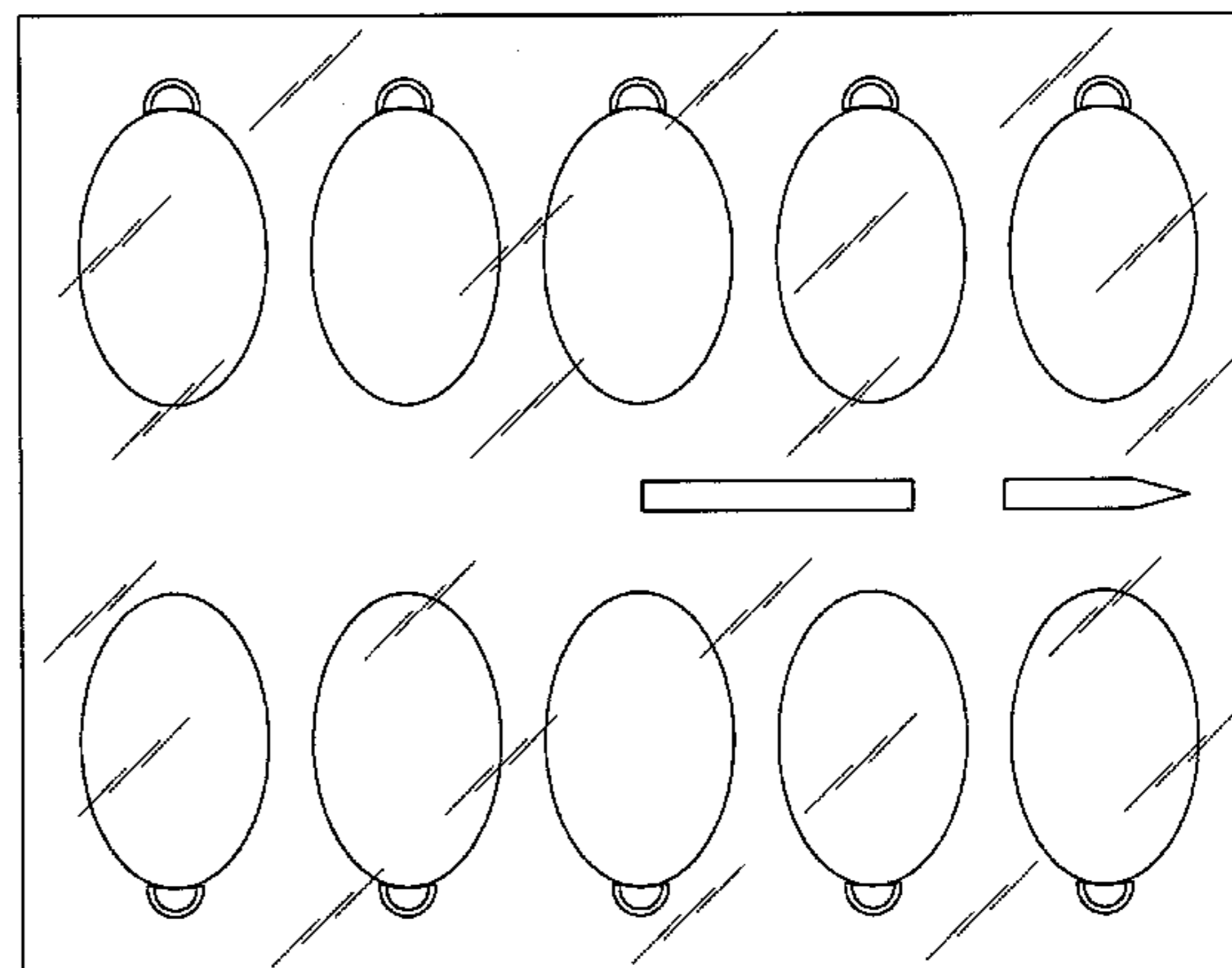
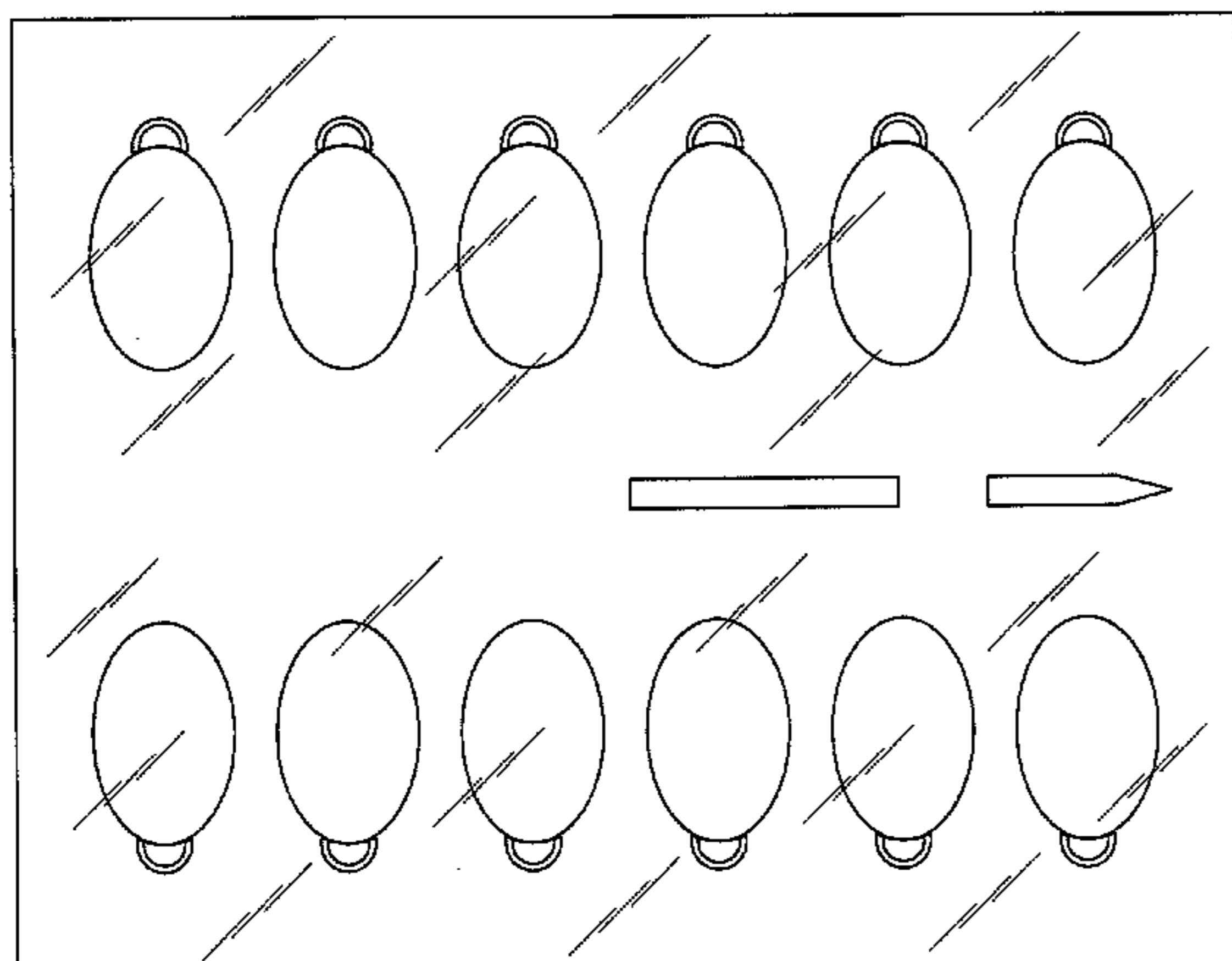
(57) **CLAIM**

The ornamental design for a label sheet, as shown and described.

**DESCRIPTION**

FIG. 1 is a top plan view of a first embodiment of the applicant's label sheet in accordance with the design;  
FIG. 2 is a top plan view of a second embodiment of the label sheet;  
FIG. 3 is a top plan view of a third embodiment of the label sheet; and,  
FIG. 4 is a bottom plan view of the label sheet of FIG. 1, and a bottom plan view of the embodiments of FIGS. 2-3.

**1 Claim, 4 Drawing Sheets**



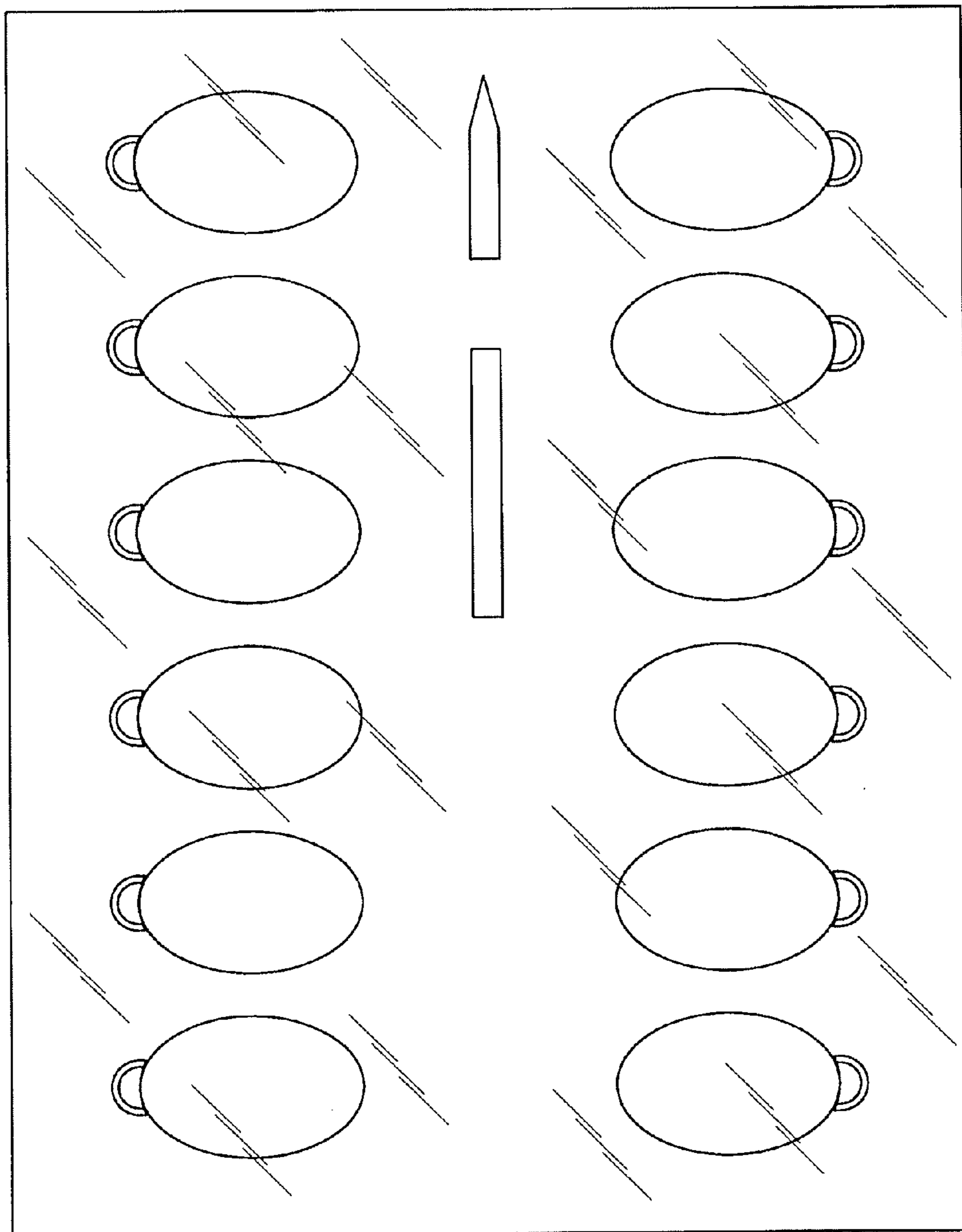


FIG. 1

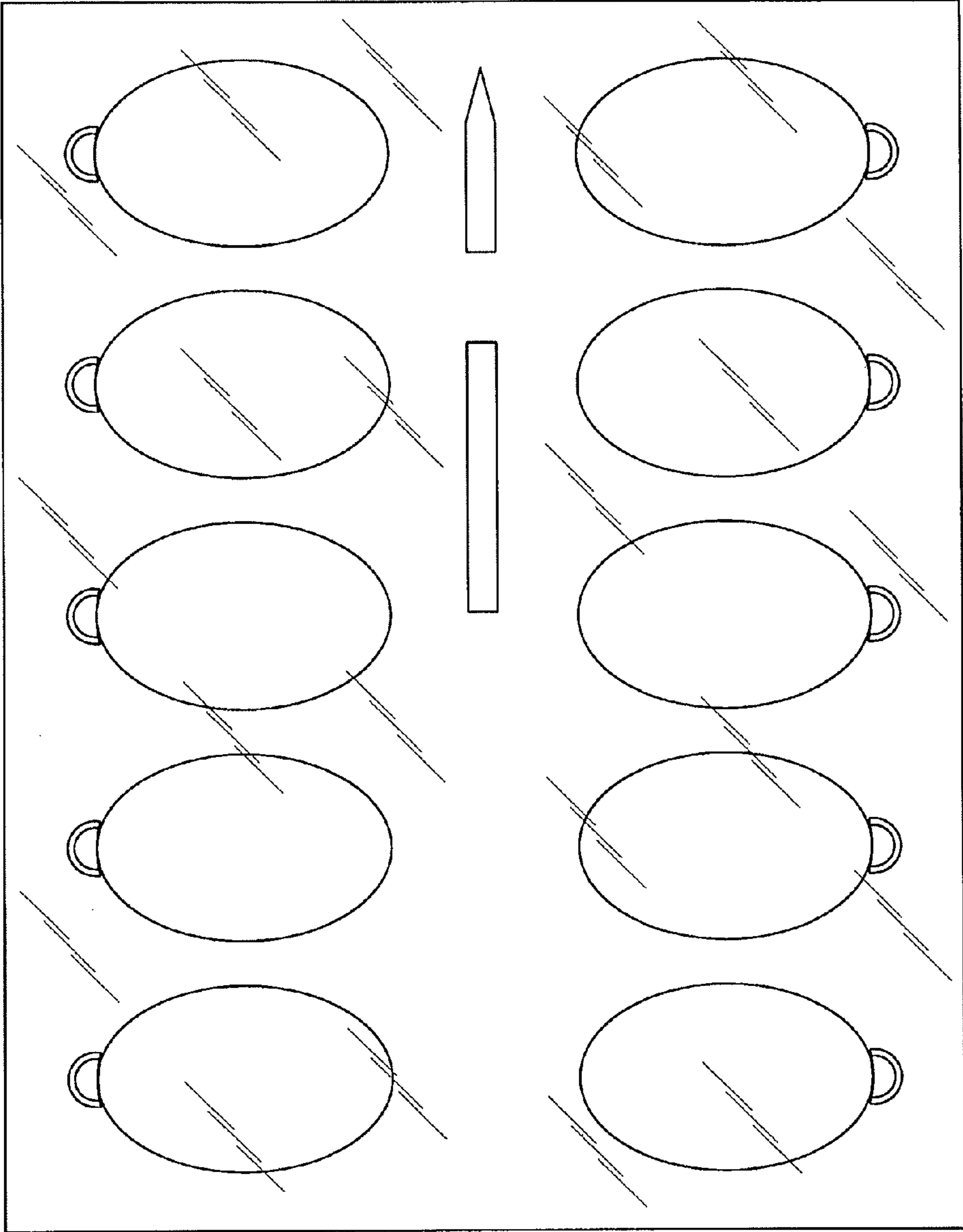


FIG. 2

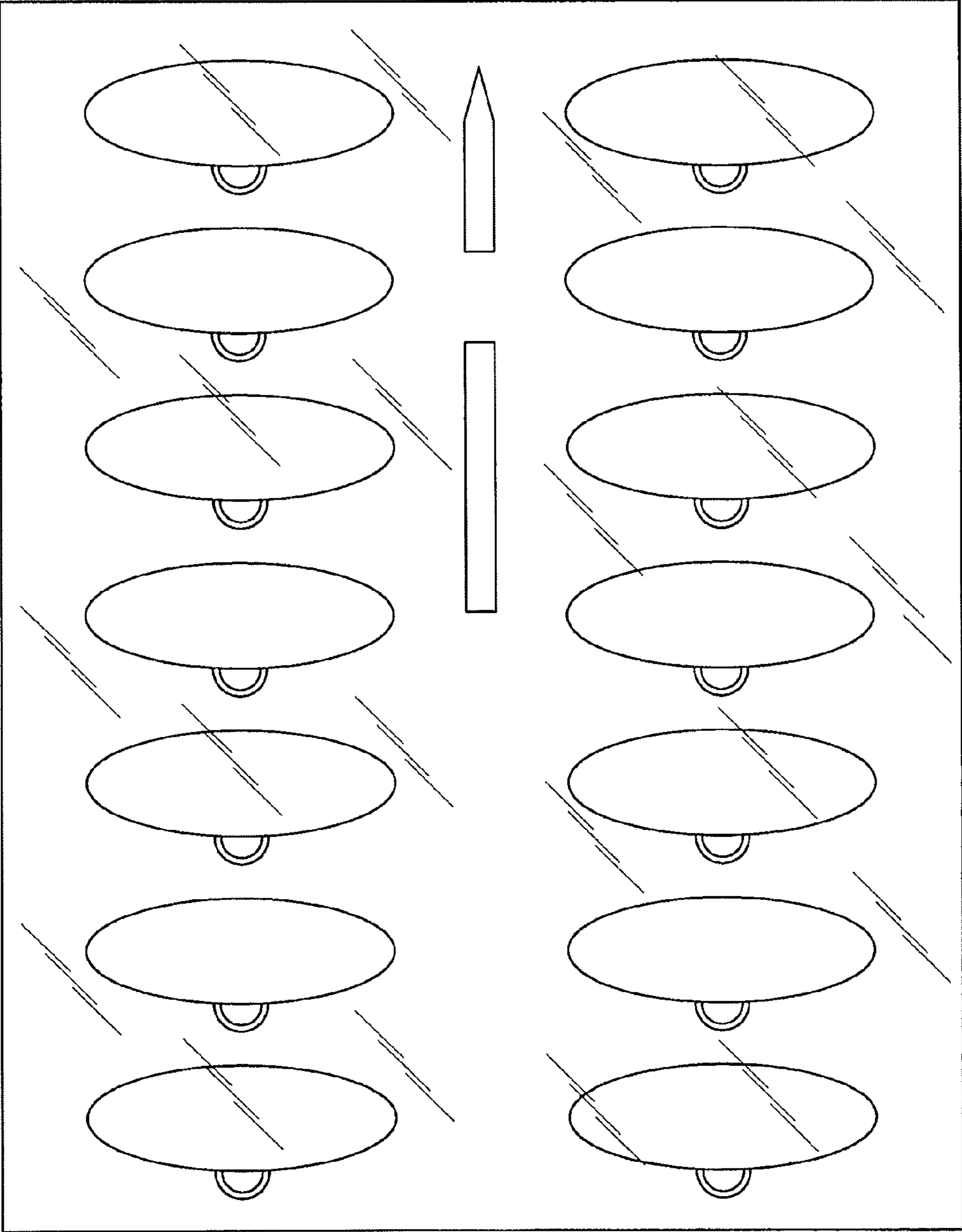


FIG. 3




FIG. 4