



US00D702280S

(12) **United States Design Patent**
Go et al.

(10) **Patent No.:** **US D702,280 S**

(45) **Date of Patent:** **** Apr. 8, 2014**

(54) **SCREEN FOR PROJECTORS**

(71) Applicant: **LG Electronics Inc.**, Seoul (KR)

(72) Inventors: **Jaesung Go**, Gunpo-si (KR);
Myungwhoon Lee, Seoul (KR); **Junki Kim**, Seoul (KR); **Sunguk Kim**, Gwacheon-si (KR)

(73) Assignee: **LG Electronics Inc.**, Seoul (KR)

(**) Term: **14 Years**

(21) Appl. No.: **29/457,783**

(22) Filed: **Jun. 13, 2013**

(30) **Foreign Application Priority Data**

Dec. 14, 2012 (KR) 30-2012-0060591

(51) **LOC (10) Cl.** **16-05**

(52) **U.S. Cl.**
USPC **D16/241**

(58) **Field of Classification Search**

USPC D16/221, 230, 232, 235, 237, 241;
D20/10, 17, 19, 21, 27, 28, 40, 42, 62;
D6/300-302; 348/744, 766;
D29/101.2, 109; D14/126, 366,
D14/374-375, 388

See application file for complete search history.

(56) **References Cited**

U.S. PATENT DOCUMENTS

D308,603	S	*	6/1990	De Maat et al.	D6/300
D443,147	S	*	6/2001	Vincent	D6/300
D504,687	S	*	5/2005	Lee et al.	D14/374
D572,676	S	*	7/2008	Niitsu	D14/126
D590,890	S	*	4/2009	King et al.	D20/39
D613,338	S	*	4/2010	Marukos	D20/10
D664,211	S	*	7/2012	Hase et al.	D20/42

* cited by examiner

Primary Examiner — Susan Bennett Hattan

Assistant Examiner — Vy Koenig

(74) *Attorney, Agent, or Firm* — Birch, Stewart, Kolasch & Birch, LLP

(57) **CLAIM**

The ornamental design for a screen for projectors, as shown and described.

DESCRIPTION

FIG. 1 is a perspective view of a screen for projectors showing our new design;
FIG. 2 is a front view thereof;
FIG. 3 is a rear view thereof;
FIG. 4 is a left side view thereof where the right side view is a mirror image;
FIG. 5 is a top plan view thereof where the bottom plan view is a mirror image; and,
FIG. 6 is an enlarged view of the area enclosed in dashed lines in FIG. 4.

The broken lines shown in the drawings depict environmental features that form no part of the claimed design.

1 Claim, 6 Drawing Sheets

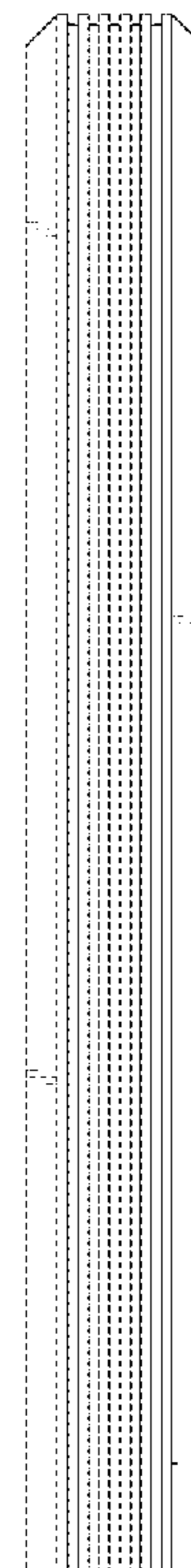
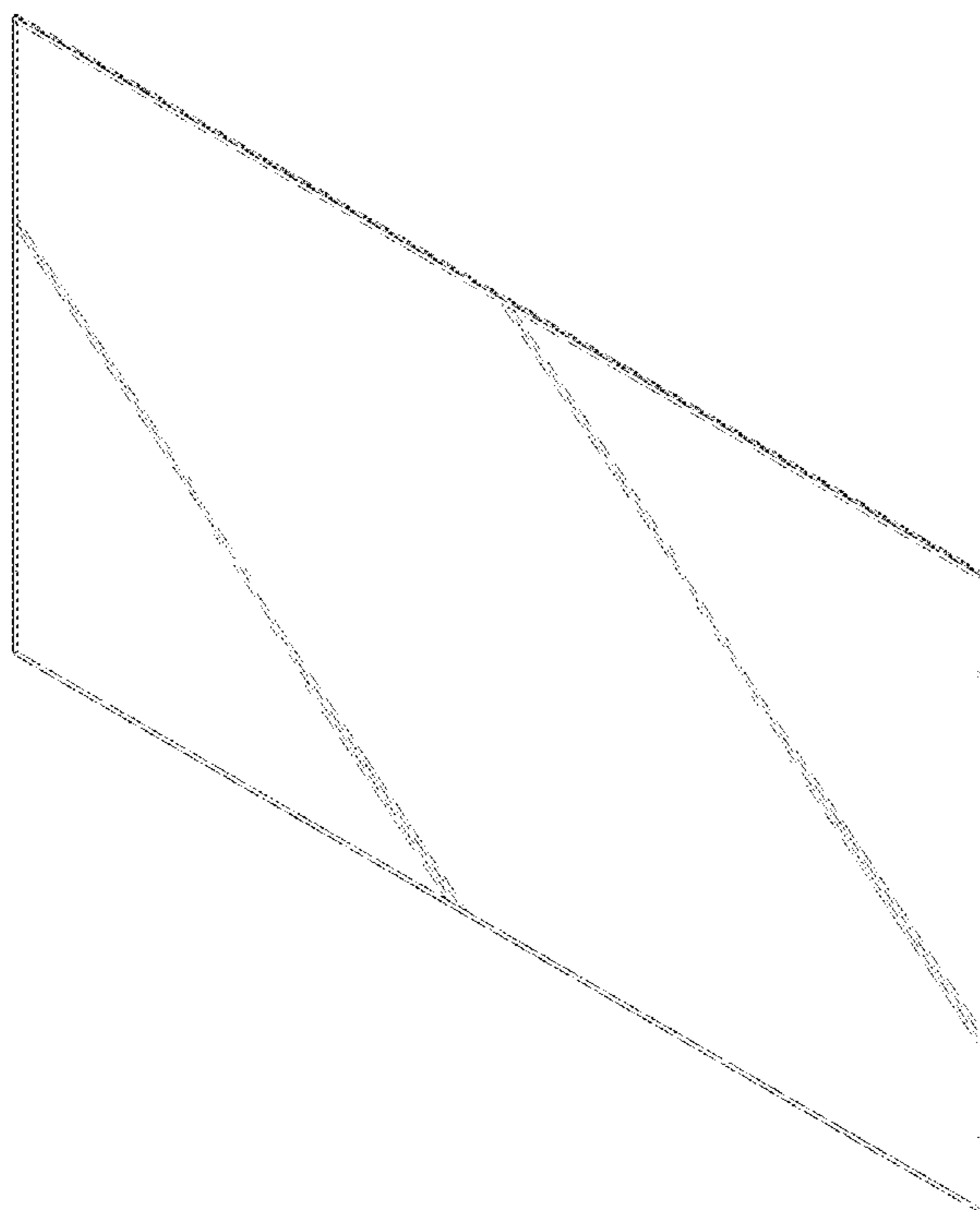


FIG. 1

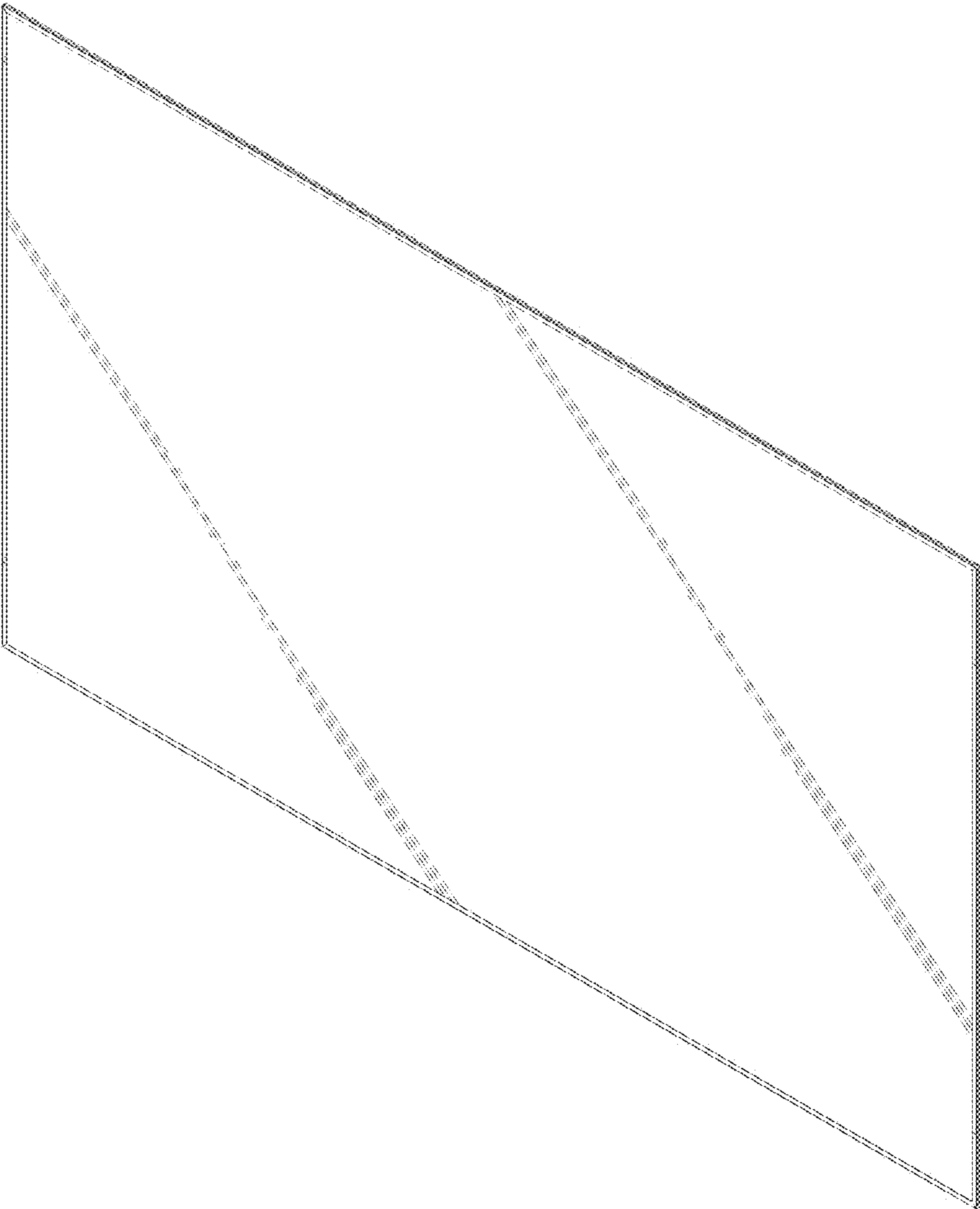


FIG. 2




FIG. 3




FIG. 4

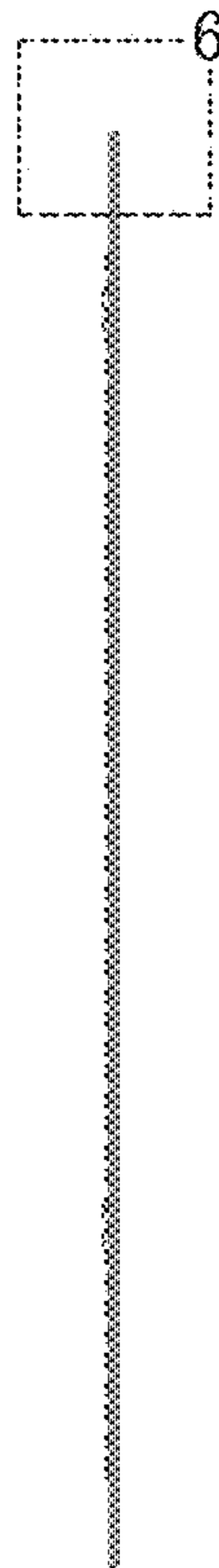


FIG. 5



FIG. 6

