



US00D702266S

(12) **United States Design Patent**
Mihyun et al.

(10) **Patent No.:** **US D702,266 S**

(45) **Date of Patent:** **** Apr. 8, 2014**

(54) **REFRIGERATOR**

(71) Applicant: **Samsung Electronics Co., Ltd.**,
Suwon-si (KR)

(72) Inventors: **Kim Mihyun**, Seoul (KR); **Kim Ae-Ryun**, Seoul (KR); **Kim Jang-Won**, Seoul (KR); **Kim Dajeong**, Seoul (KR); **Kim Hyunsoo**, Kyunggi-do (KR)

(73) Assignee: **Samsung Electronics Co., Ltd.**,
Suwon-Si (KR)

(**) Term: **14 Years**

(21) Appl. No.: **29/443,462**

(22) Filed: **Jan. 17, 2013**

(30) **Foreign Application Priority Data**

Aug. 28, 2012 (KR) 30-2012-0041315

(51) **LOC (10) Cl.** **15-07**

(52) **U.S. Cl.**
USPC **D15/85**

(58) **Field of Classification Search**
USPC D15/79-89; 62/246-255, 337,
62/440-449, 3.1, 3.6, 3.64; 312/114-119,
312/138.1, 139.2, 236, 401-408, 352
See application file for complete search history.

(56) **References Cited**

U.S. PATENT DOCUMENTS

D326,663 S * 6/1992 Kim D15/85
D442,188 S * 5/2001 Kim D15/87

D452,515 S * 12/2001 Kim et al. D15/87
D467,598 S * 12/2002 Park et al. D15/85
D477,613 S * 7/2003 Yu et al. D15/83
D482,704 S * 11/2003 Park et al. D15/81
D486,163 S * 2/2004 Seok et al. D15/81
D486,838 S * 2/2004 Seo et al. D15/85
D491,203 S * 6/2004 Seok et al. D15/85
D491,960 S * 6/2004 Kang et al. D15/85
D507,284 S * 7/2005 Seo D15/85
D517,099 S * 3/2006 Seo D15/87
D517,100 S * 3/2006 Seok et al. D15/87
D517,101 S * 3/2006 Cho et al. D15/87
D517,573 S * 3/2006 Seok et al. D15/87
D524,332 S * 7/2006 Seo D15/87
D673,187 S * 12/2012 Seo et al. D15/85
D673,188 S * 12/2012 Seo et al. D15/85
D677,287 S * 3/2013 Ding et al. D15/85

* cited by examiner

Primary Examiner — Mitchell Siegel

(74) *Attorney, Agent, or Firm* — Ladas & Parry LLP

(57) **CLAIM**

We claim the ornamental design for a refrigerator, as shown.

DESCRIPTION

FIG. 1 is a front/right-side/top perspective view of a refrigerator showing our new design;
FIG. 2 is a front-side elevational view thereof;
FIG. 3 is a rear-side elevational view thereof;
FIG. 4 is a left-side elevational view thereof;
FIG. 5 is a right-side elevational view thereof;
FIG. 6 is a top-side elevational view thereof; and,
FIG. 7 is a bottom-side elevational view thereof.

1 Claim, 7 Drawing Sheets

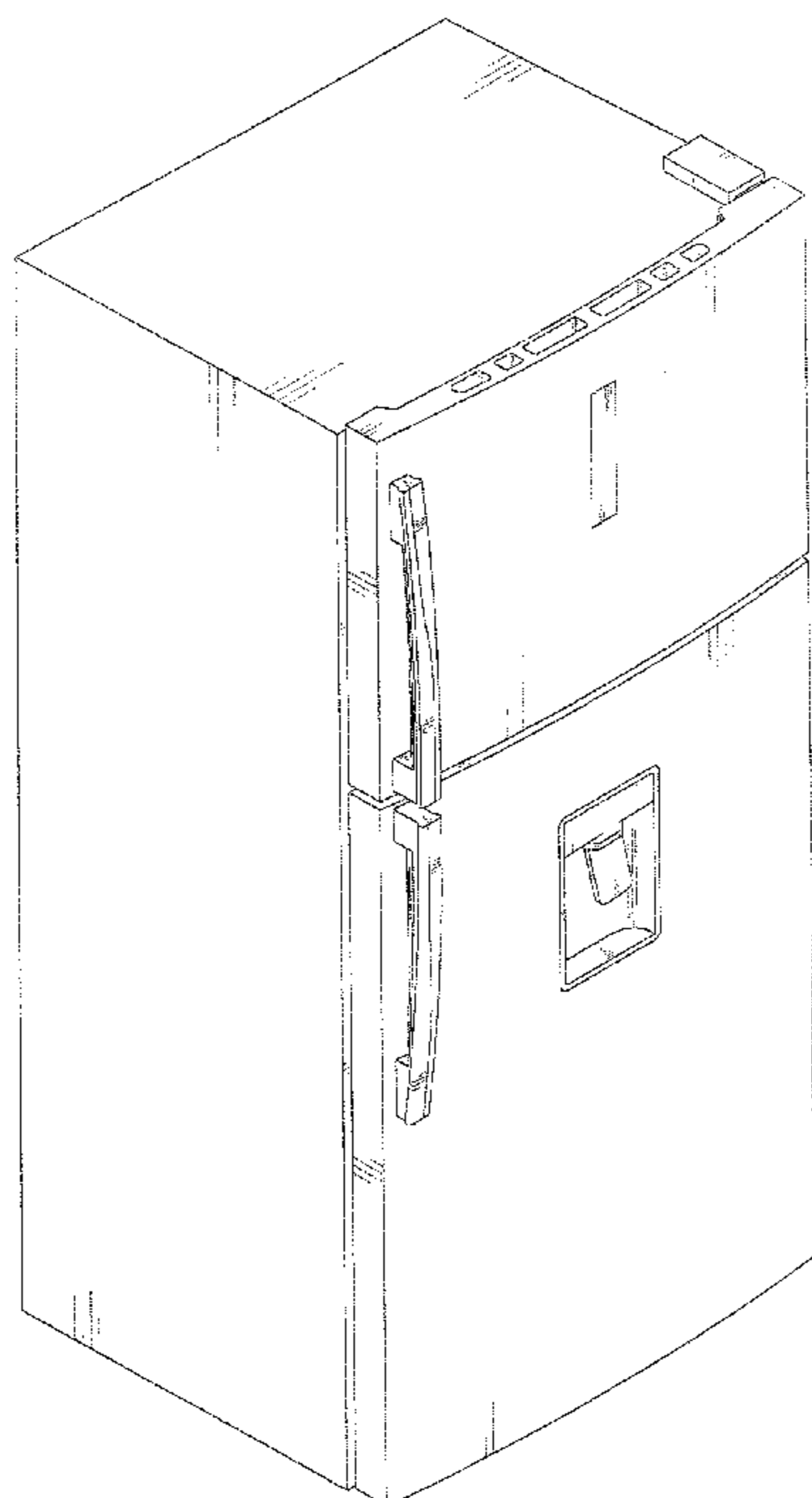


FIG. 1

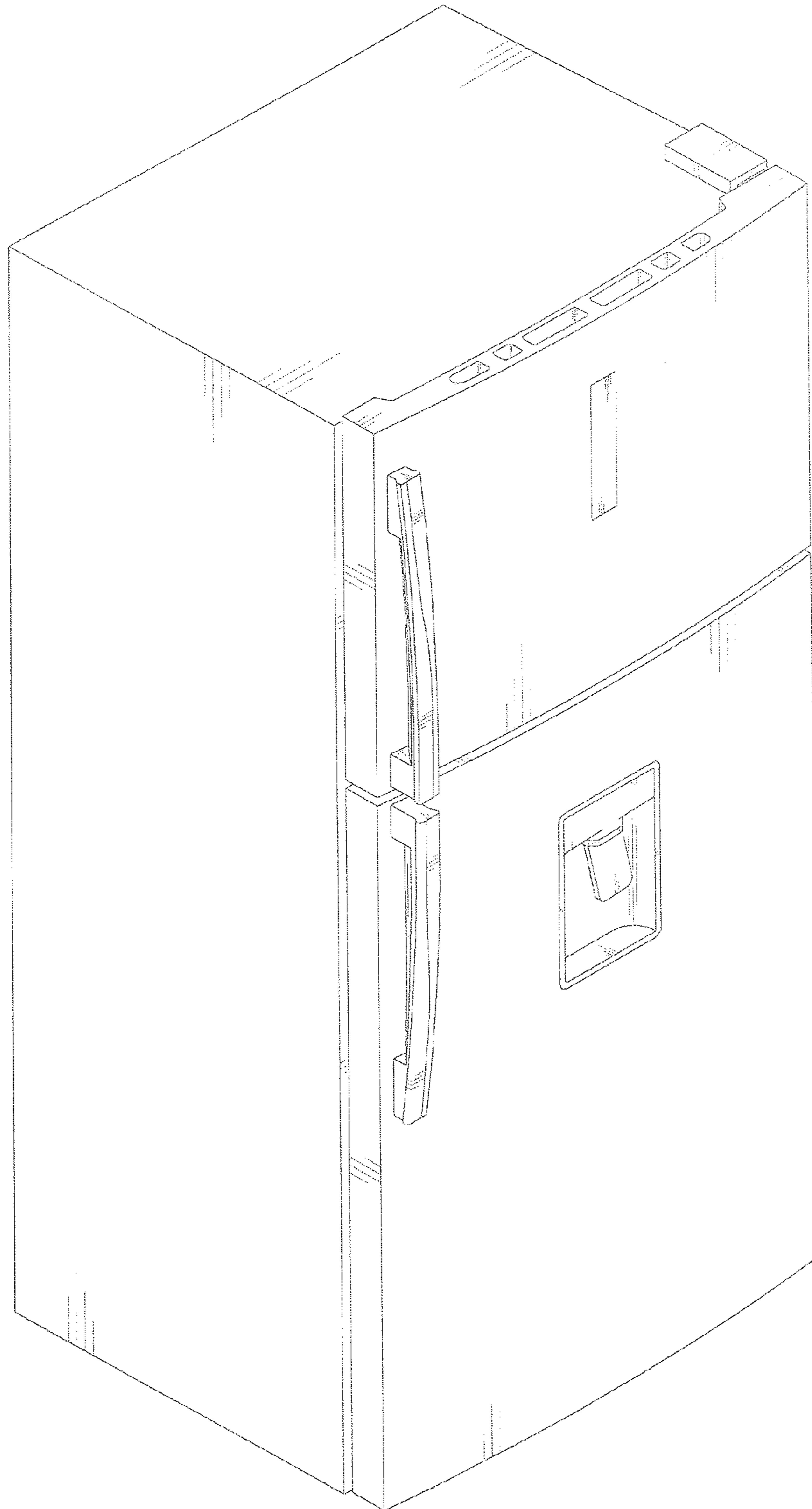


FIG. 2

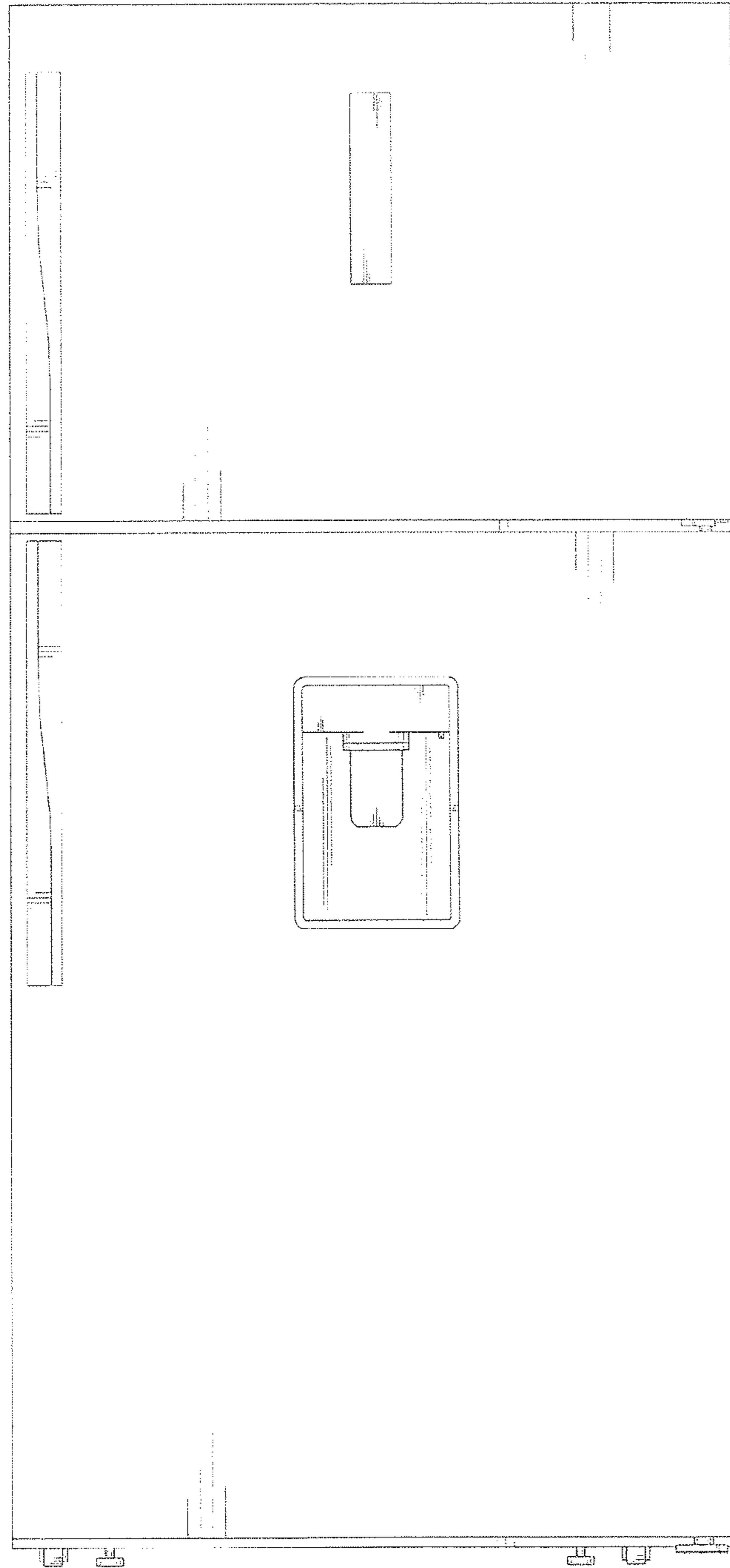


FIG. 3




FIG. 4

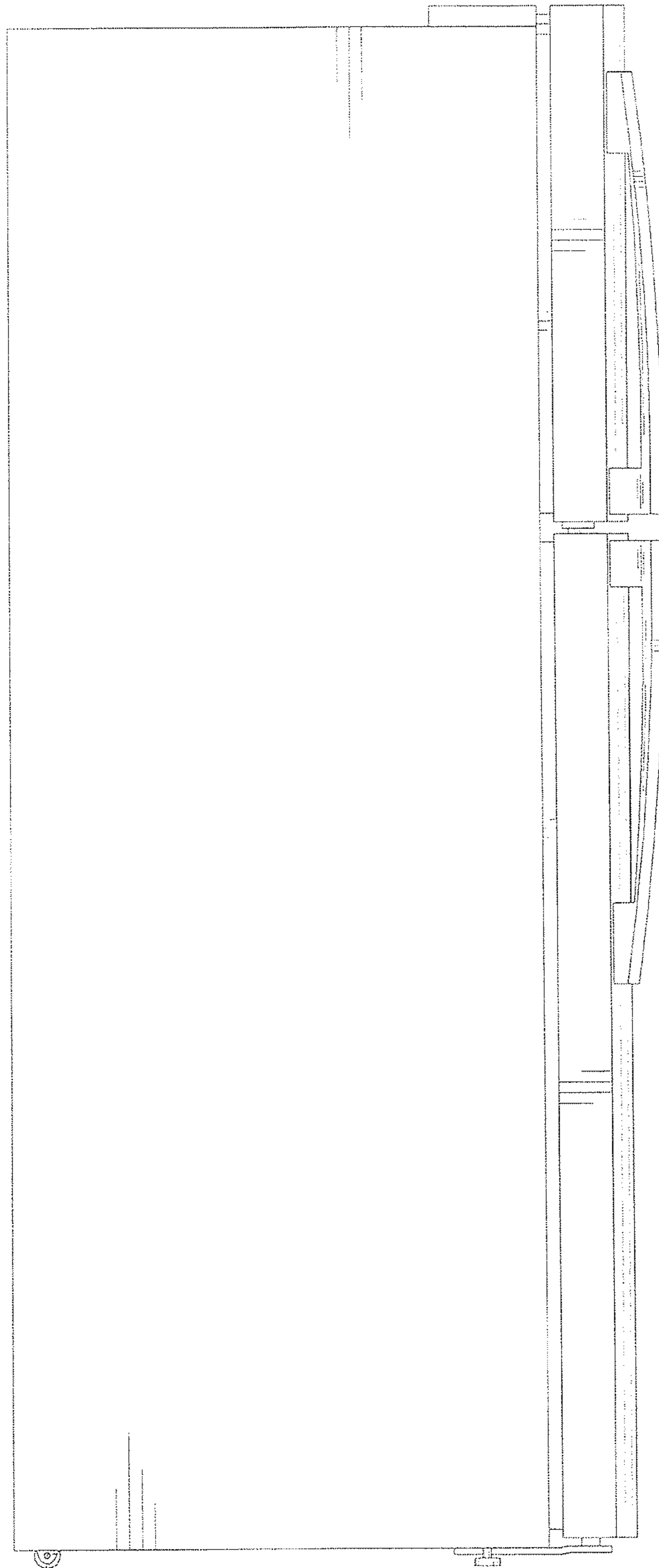


FIG. 5

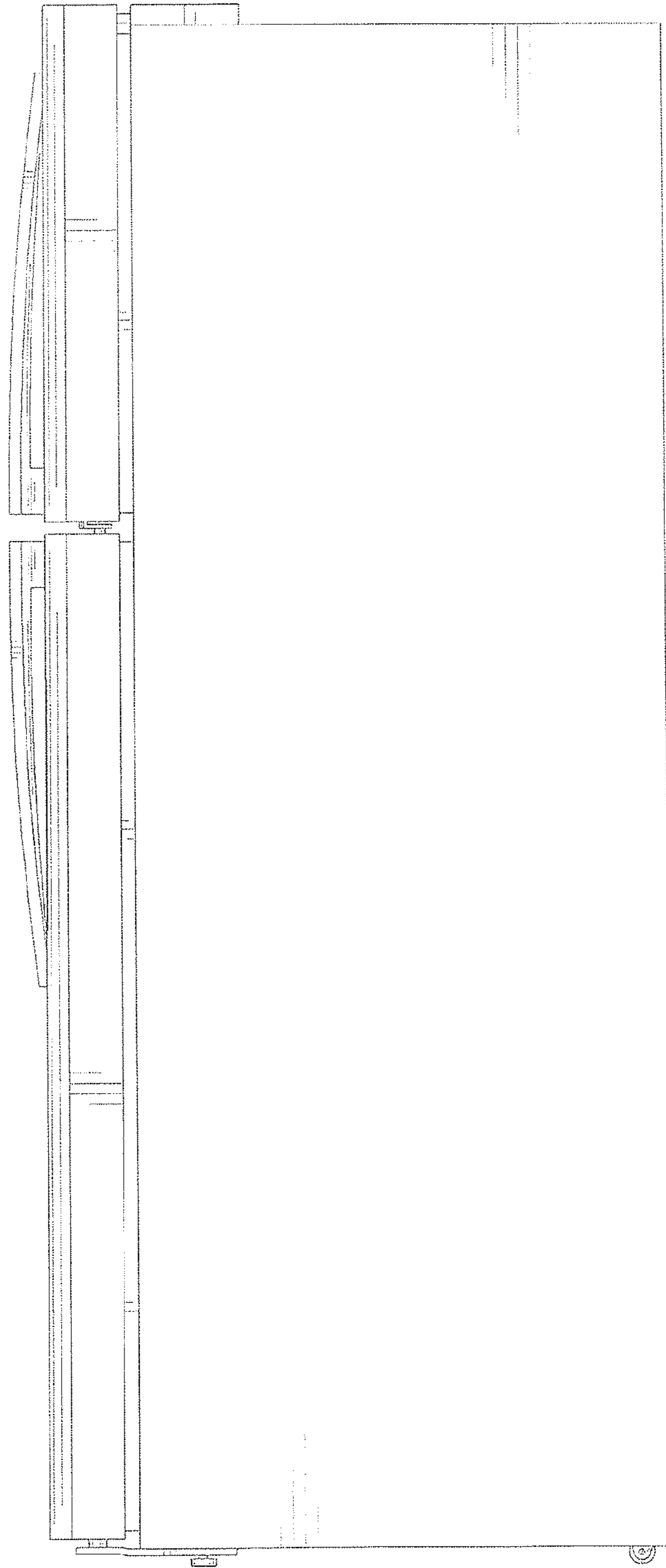


FIG. 6




FIG. 7

