



US00D702265S

(12) **United States Design Patent**
Iovanel

(10) **Patent No.:** **US D702,265 S**

(45) **Date of Patent:** **** Apr. 8, 2014**

- (54) **MODULAR CHILLER SYSTEM**
- (71) Applicant: **Flavian Iovanel**, Plainville, MA (US)
- (72) Inventor: **Flavian Iovanel**, Plainville, MA (US)
- (**) Term: **14 Years**
- (21) Appl. No.: **29/442,323**
- (22) Filed: **Feb. 5, 2013**
- (51) **LOC (10) Cl.** **15-07**
- (52) **U.S. Cl.**
USPC **D15/85**
- (58) **Field of Classification Search**
USPC D15/79-89; 62/246-252, 371, 444,
62/445, 457.1, 125, 123, 382; 312/114,
312/116, 128, 236, 237
See application file for complete search history.

- D191,242 S * 8/1961 Fink D15/86
- D193,228 S * 7/1962 Munz et al. D15/86
- D368,482 S * 4/1996 Bone D15/81
- D368,483 S * 4/1996 Bone D15/81
- D368,484 S * 4/1996 Bone D15/81
- D544,000 S * 6/2007 Ohtake D15/81
- D544,001 S * 6/2007 Ohtake D15/81
- D574,023 S * 7/2008 Ohtake D15/81

* cited by examiner

Primary Examiner — Mitchell Siegel

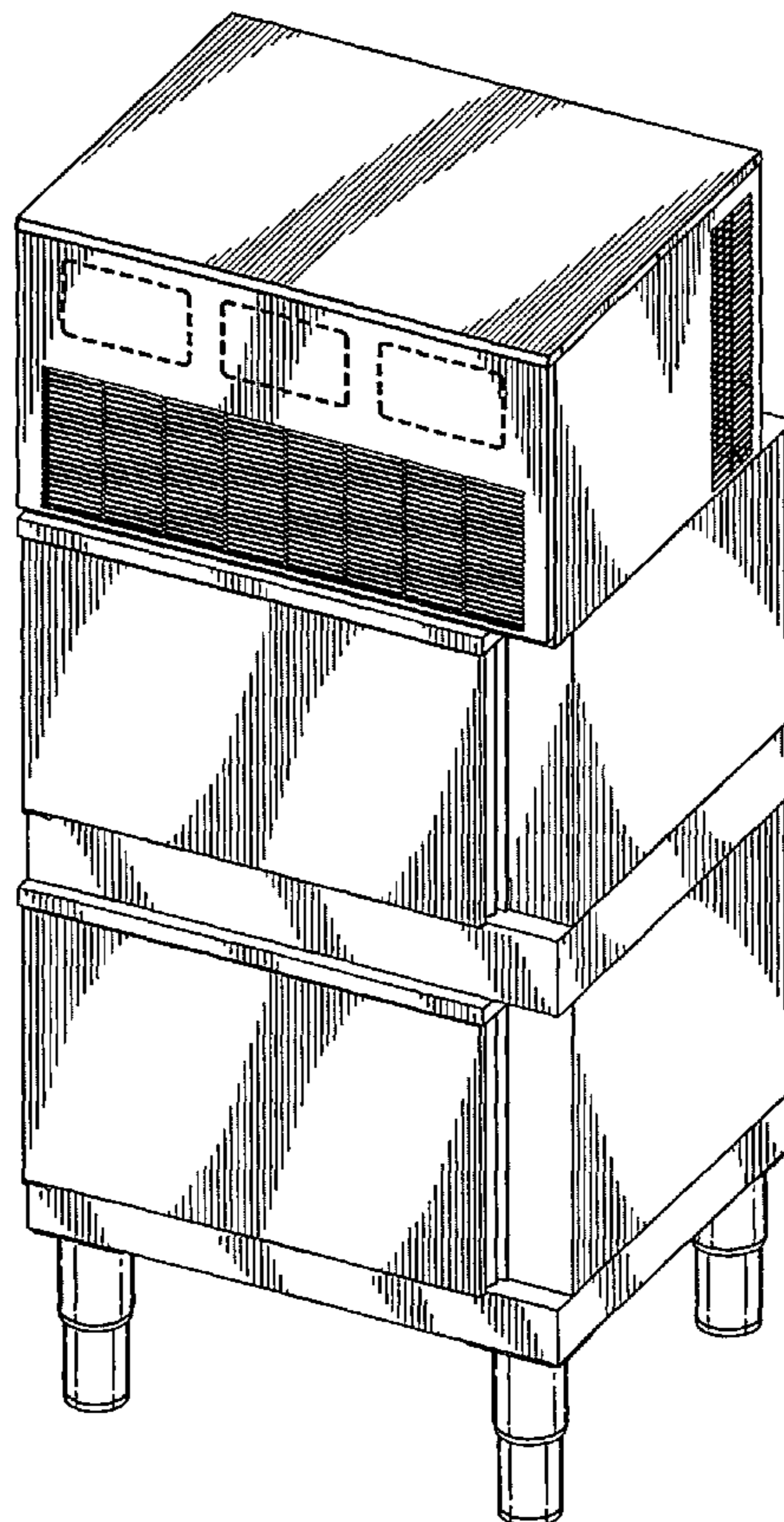
(57) **CLAIM**
The ornamental design for a modular chiller system, as shown and described.

DESCRIPTION

FIG. 1 is a front perspective view of the modular chiller system employing my new design; FIG. 2 is a front view of FIG. 1; FIG. 3 is a rear view of FIG. 2; FIG. 4 is a right side view of FIG. 2; FIG. 5 is a left side view of FIG. 2; FIG. 6 is a top view of FIG. 2; and, FIG. 7 is a bottom view of FIG. 2. The broken lines are for illustrative purposes only and form no part of the claimed design.

1 Claim, 6 Drawing Sheets

- (56) **References Cited**
U.S. PATENT DOCUMENTS
- 1,445,464 A * 2/1923 West et al. 62/382
- 1,570,009 A * 1/1926 Sanders, Jr. 62/382
- D89,567 S * 4/1933 Frazier D15/86
- D100,484 S * 7/1936 Van Patter D15/86
- D173,922 S * 1/1955 Weise D15/86
- D184,682 S * 3/1959 Litman D15/86






FIG. 1

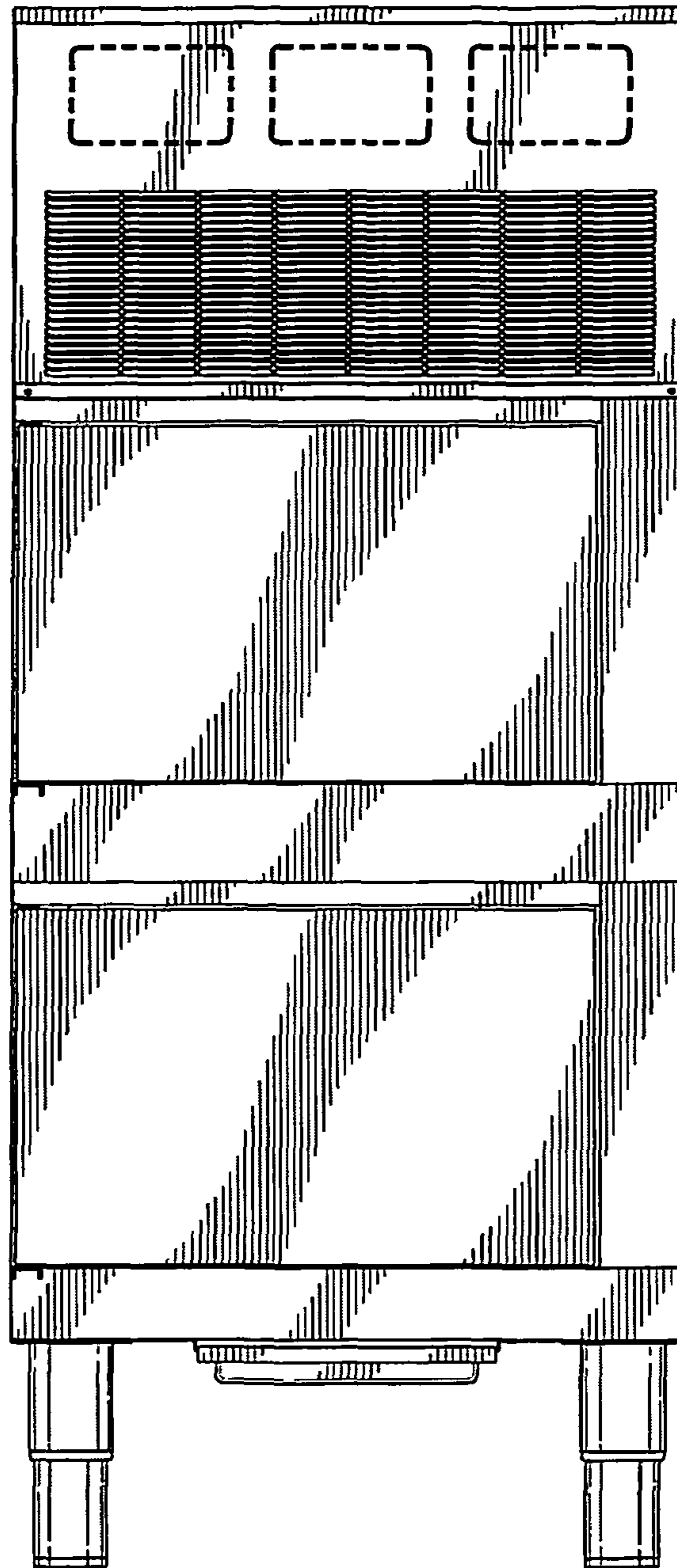


FIG. 2

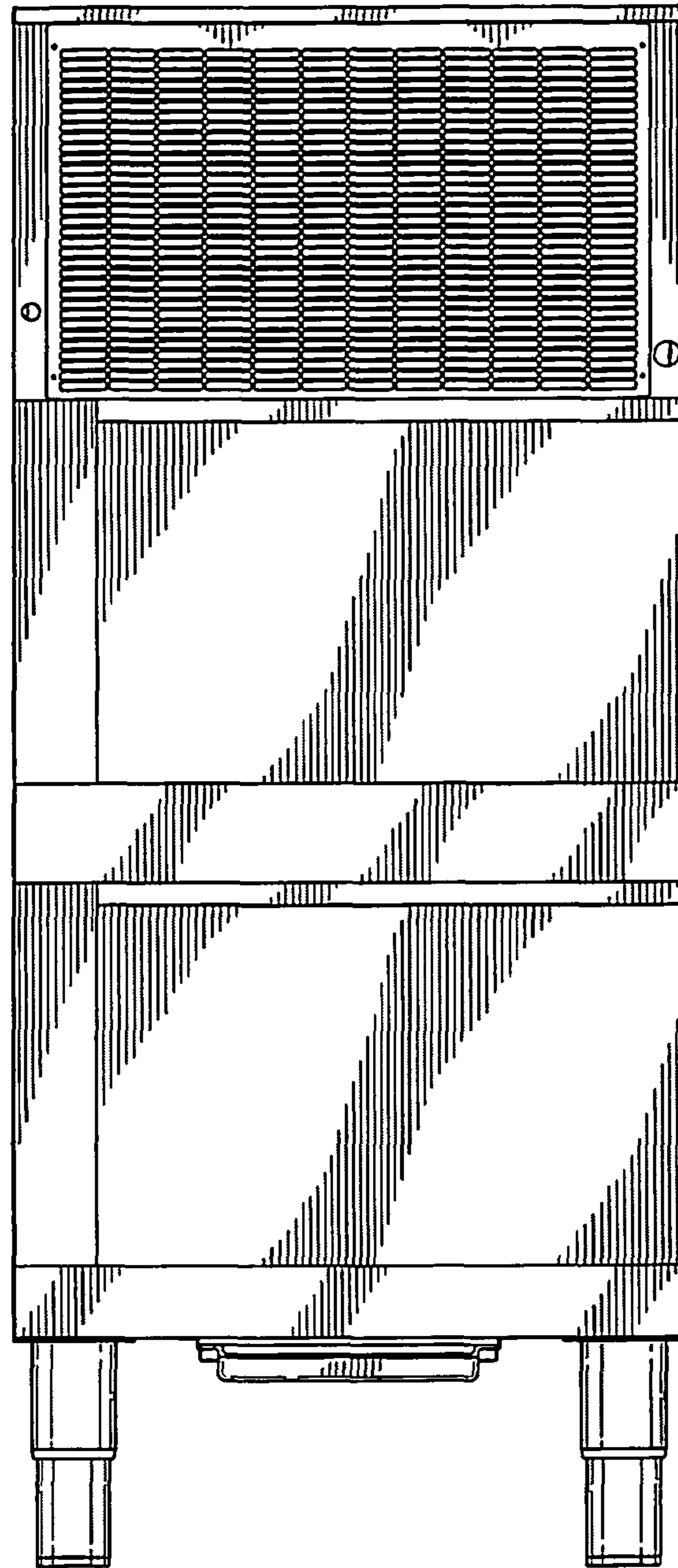


FIG. 3

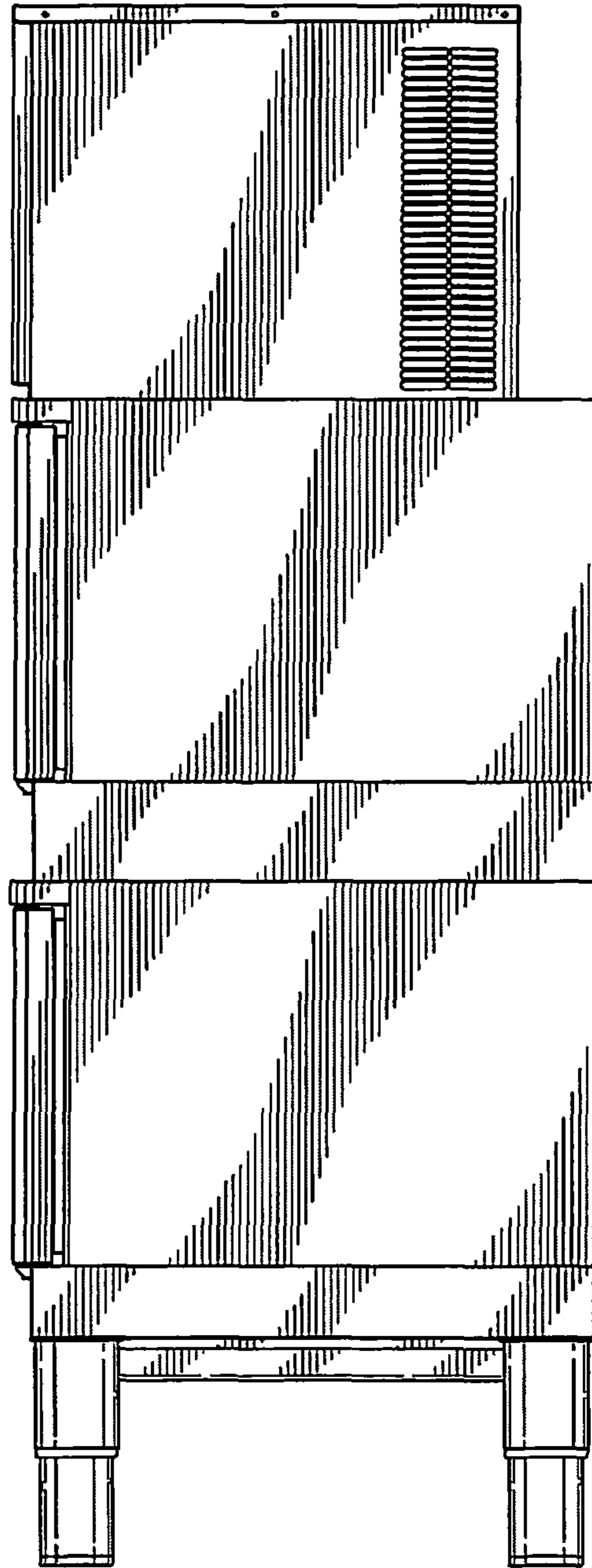


FIG. 4

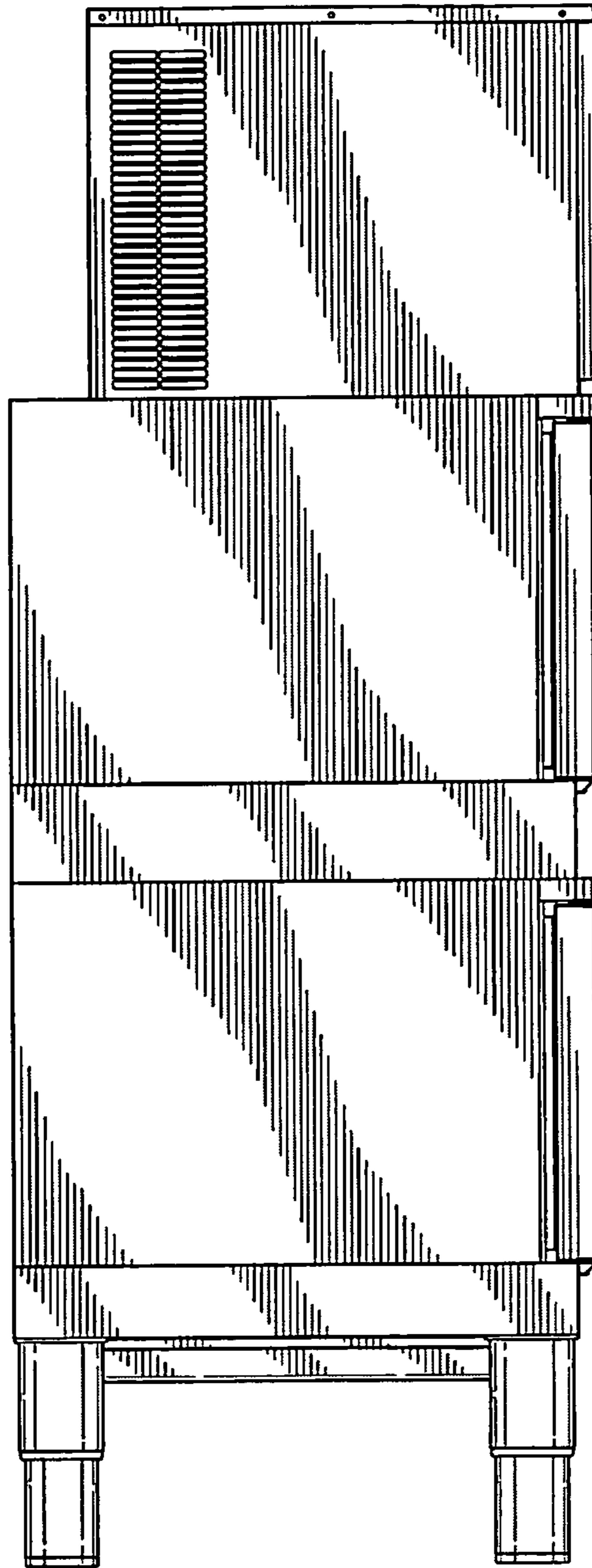


FIG. 5




FIG. 6

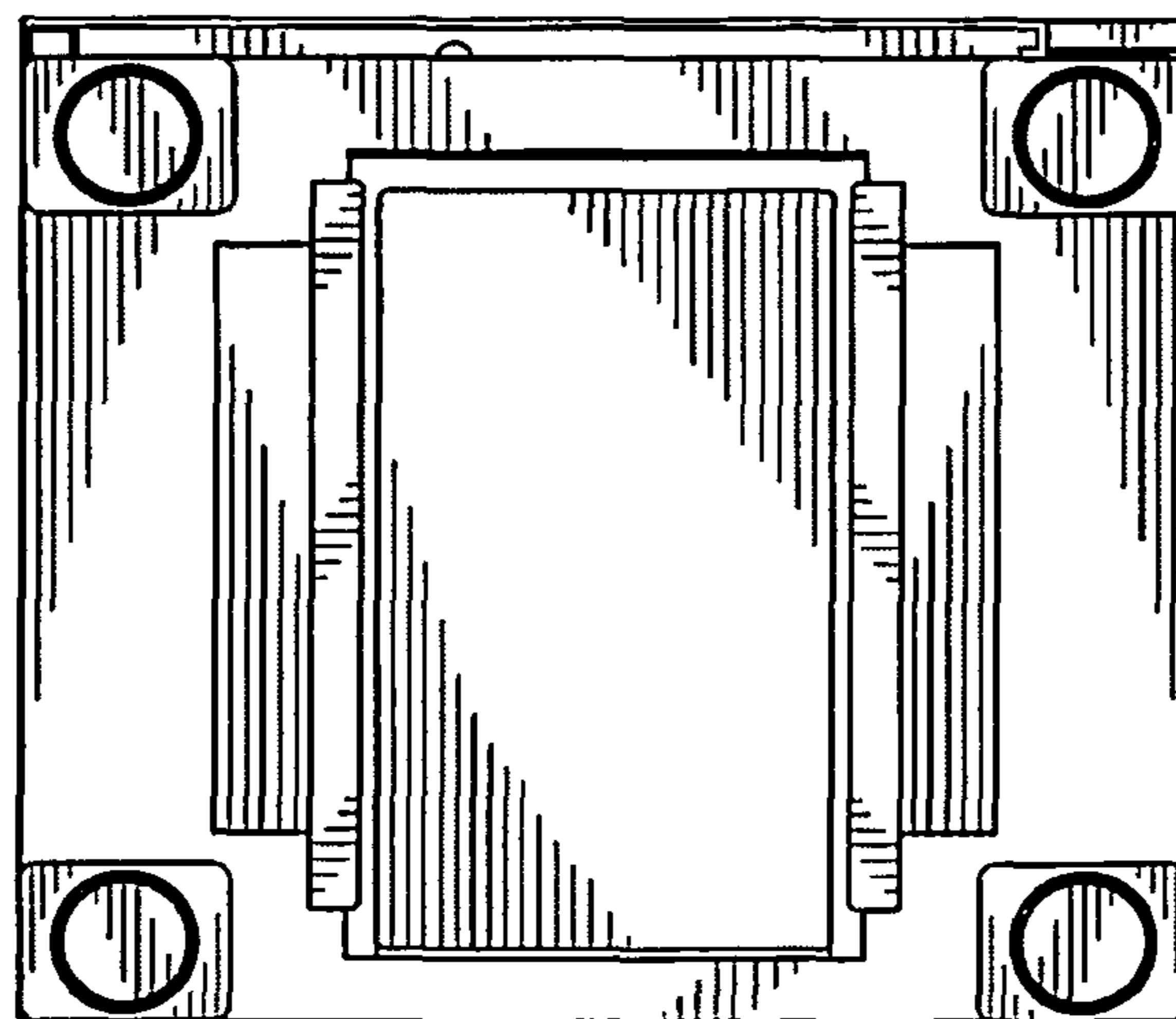


FIG. 7