



US00D702259S

(12) **United States Design Patent**
Onoue et al.

(10) **Patent No.:** **US D702,259 S**
(45) **Date of Patent:** **** Apr. 8, 2014**

(54) **DIGITAL VIDEO DISC PLAYER**
(71) Applicant: **Panasonic Corporation**, Osaka (JP)
(72) Inventors: **Ryuta Onoue**, Nara (JP); **Yoichi Takahashi**, Kyoto (JP)
(73) Assignee: **Panasonic Corporation**, Osaka (JP)
(**) Term: **14 Years**
(21) Appl. No.: **29/444,621**
(22) Filed: **Feb. 1, 2013**
(51) **LOC (10) Cl.** **14-03**
(52) **U.S. Cl.**
USPC **D14/498**; D14/496
(58) **Field of Classification Search**
USPC D9/430, 431, 435; D13/103, 108;
D14/135, 155, 157, 160–162, 167, 168,
D14/188–198, 250, 257, 258, 265, 348, 356,
D14/363, 365, 367, 368, 496, 498–505,
D14/511; D16/219, 221; 360/99.02, 99.07;
369/75.11, 75.21, 77.11, 77.21;
720/601, 612, 619, 649, 655
See application file for complete search history.

D589,876 S * 4/2009 Hong et al. D13/108
D590,395 S * 4/2009 Heggland D14/363
D599,736 S * 9/2009 Ferber et al. D13/108
D611,898 S * 3/2010 Yang D13/108
D687,069 S * 7/2013 Takahashi et al. D14/500

FOREIGN PATENT DOCUMENTS

JP D1363064 6/2009

* cited by examiner

Primary Examiner — Prabhakar Deshmukh

Assistant Examiner — Janice Lim

(74) *Attorney, Agent, or Firm* — Panasonic Patent Center

(57) **CLAIM**

We claim the ornamental design for a digital video disc player, as shown and described.

DESCRIPTION

FIG. 1 is a perspective view of a digital video disc player of the present invention;
FIG. 2 is a front view thereof;
FIG. 3 is a rear view thereof;
FIG. 4 is a first side view thereof;
FIG. 5 is a second side view thereof;
FIG. 6 is a top view thereof; and,
FIG. 7 is a bottom view thereof.

The broken line showing of digital video disc player is included for the purpose of showing unclaimed subject matter and forms no part of the claimed design.

1 Claim, 7 Drawing Sheets

(56) **References Cited**

U.S. PATENT DOCUMENTS

D433,010 S * 10/2000 Yamamizu et al. D14/188
D560,605 S * 1/2008 McClintock et al. D13/102
D574,360 S * 8/2008 Matsuoka D14/168

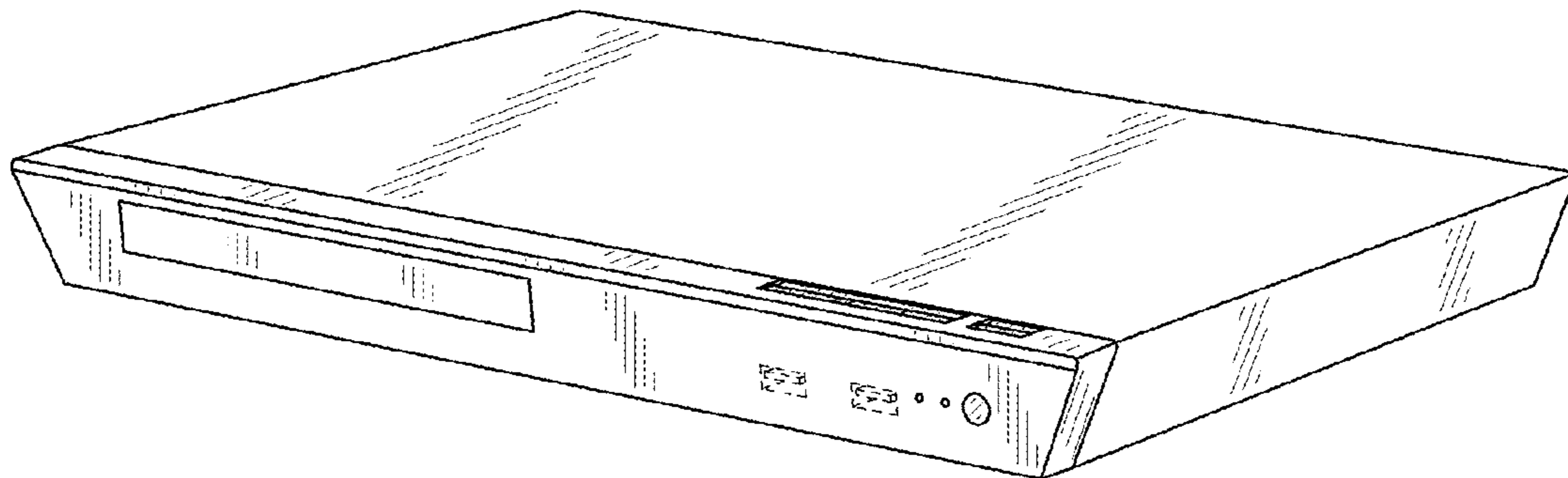


FIG. 1

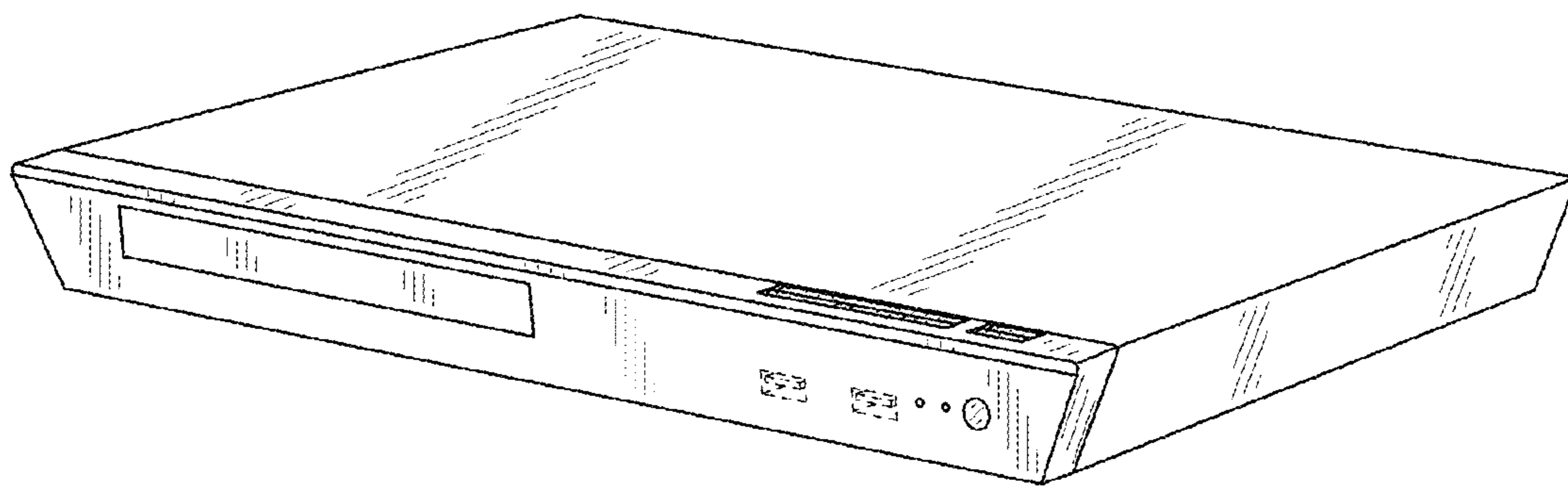


FIG. 2

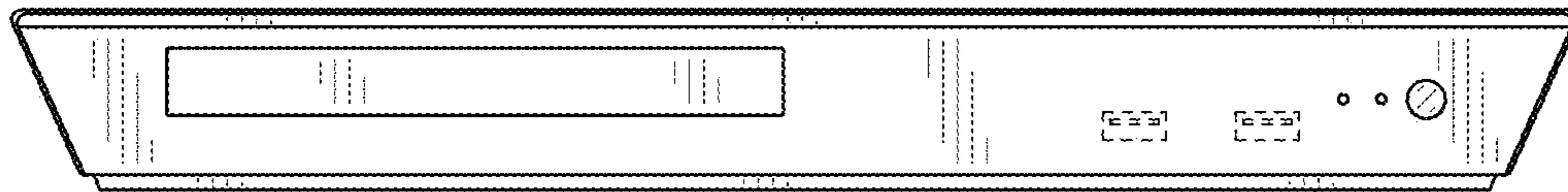


FIG. 3

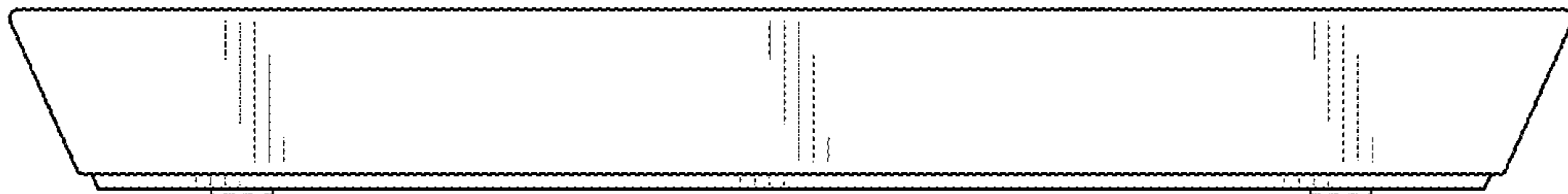


FIG. 4

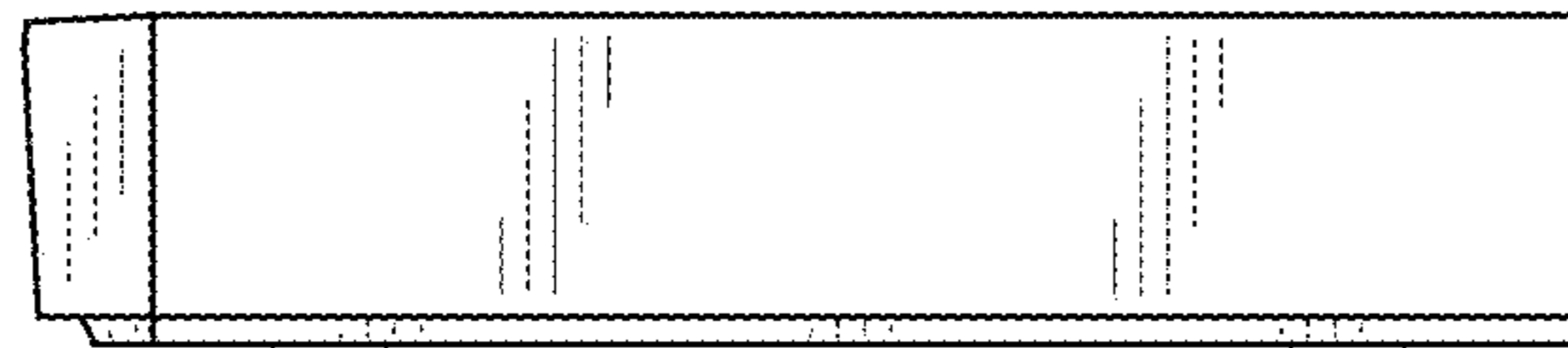


FIG. 5




FIG. 6

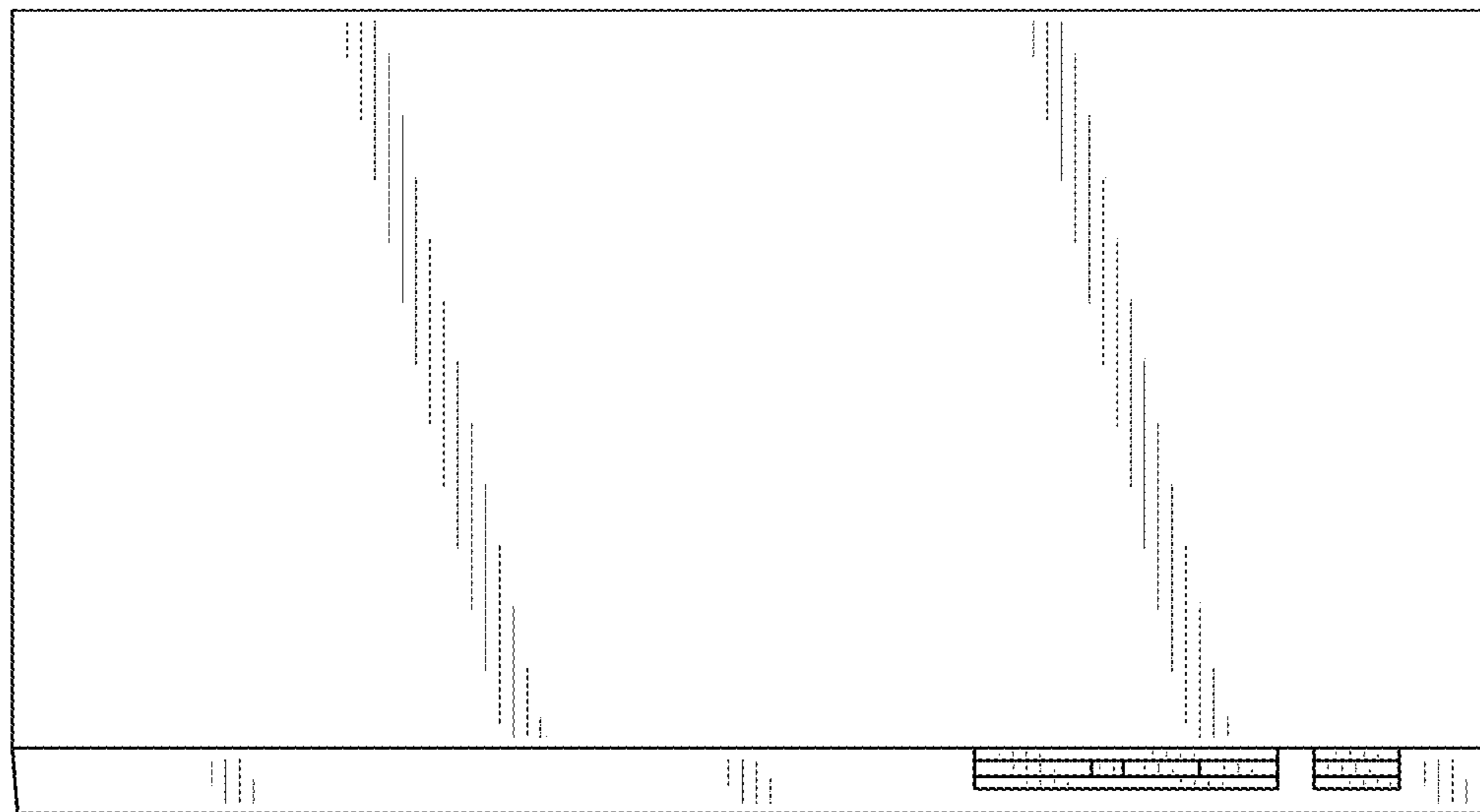


FIG. 7

