US00D702256S

(12) United States Design Patent

Danhope et al.

(10) Patent No.: US D702,256 S
(45) Date of Patent: ** Apr. 8, 2014

(54) **DISPLAY SCREEN WITH GRAPHICAL USER INTERFACE**

(75) Inventors: **Stefanie Danhope**, Seattle, WA (US); **March Rogers**, Bellevue, WA (US)

(73) Assignee: **Microsoft Corporation**, Redmond, WA (US)

(**) Term: **14 Years**

(21) Appl. No.: **29/423,199**

(22) Filed: **May 30, 2012**

(51) **LOC (10) Cl.** **14-04**

(52) **U.S. Cl.**
USPC **D14/488**; D14/491; D14/495

(58) **Field of Classification Search**
USPC D14/485–495; 715/855
See application file for complete search history.

(56) **References Cited**

U.S. PATENT DOCUMENTS

5,586,311	A *	12/1996	Davies et al.	.....	715/764
5,655,144	A *	8/1997	Milne et al.	.....	715/202
6,216,134	B1 *	4/2001	Heckerman et al.	.....	707/749
D467,936	S *	12/2002	Shim et al.	.....	D14/488
6,690,981	B1 *	2/2004	Kawachi et al.	.....	700/83
7,000,199	B2 *	2/2006	Steele et al.	.....	715/854
7,010,779	B2 *	3/2006	Rubin et al.	.....	717/106
D527,387	S *	8/2006	McDougall et al.	.....	D14/485
D527,388	S *	8/2006	McDougall et al.	.....	D14/485
D529,039	S	9/2006	Cummings et al.		
D537,834	S *	3/2007	Agarwal et al.	.....	D14/486
D557,274	S	12/2007	Mar et al.		
D557,275	S	12/2007	De Mar et al.		
D562,340	S	2/2008	Cameron		
D590,410	S *	4/2009	Wall et al.	.....	D14/486
7,770,119	B2 *	8/2010	Nickolayev et al.	.....	715/735
D681,656	S *	5/2013	Lawrence et al.	.....	D14/486
D683,355	S *	5/2013	Ridl et al.	.....	D14/486
2003/0231216	A1 *	12/2003	McBrearty et al.	.....	345/855
2005/0172230	A1 *	8/2005	Burk et al.	.....	715/716
2006/0242606	A1 *	10/2006	Lin	.....	715/855
2013/0111404	A1 *	5/2013	Yang et al.	.....	715/811

* cited by examiner

Primary Examiner — Karen E Kearney
(74) *Attorney, Agent, or Firm* — Banner & Witcoff, Ltd.

(57) **CLAIM**

The ornamental design for a display screen with graphical user interface, as shown and described.

DESCRIPTION

FIG. **1** is a front view of a display screen with graphical user interface showing our new design; and,
FIG. **2** is a front view of a second embodiment thereof.
The broken line showing of the remainder of the text, the user interface, and display screen is for environmental purposes only and forms no part of the claimed design.

1 Claim, 2 Drawing Sheets

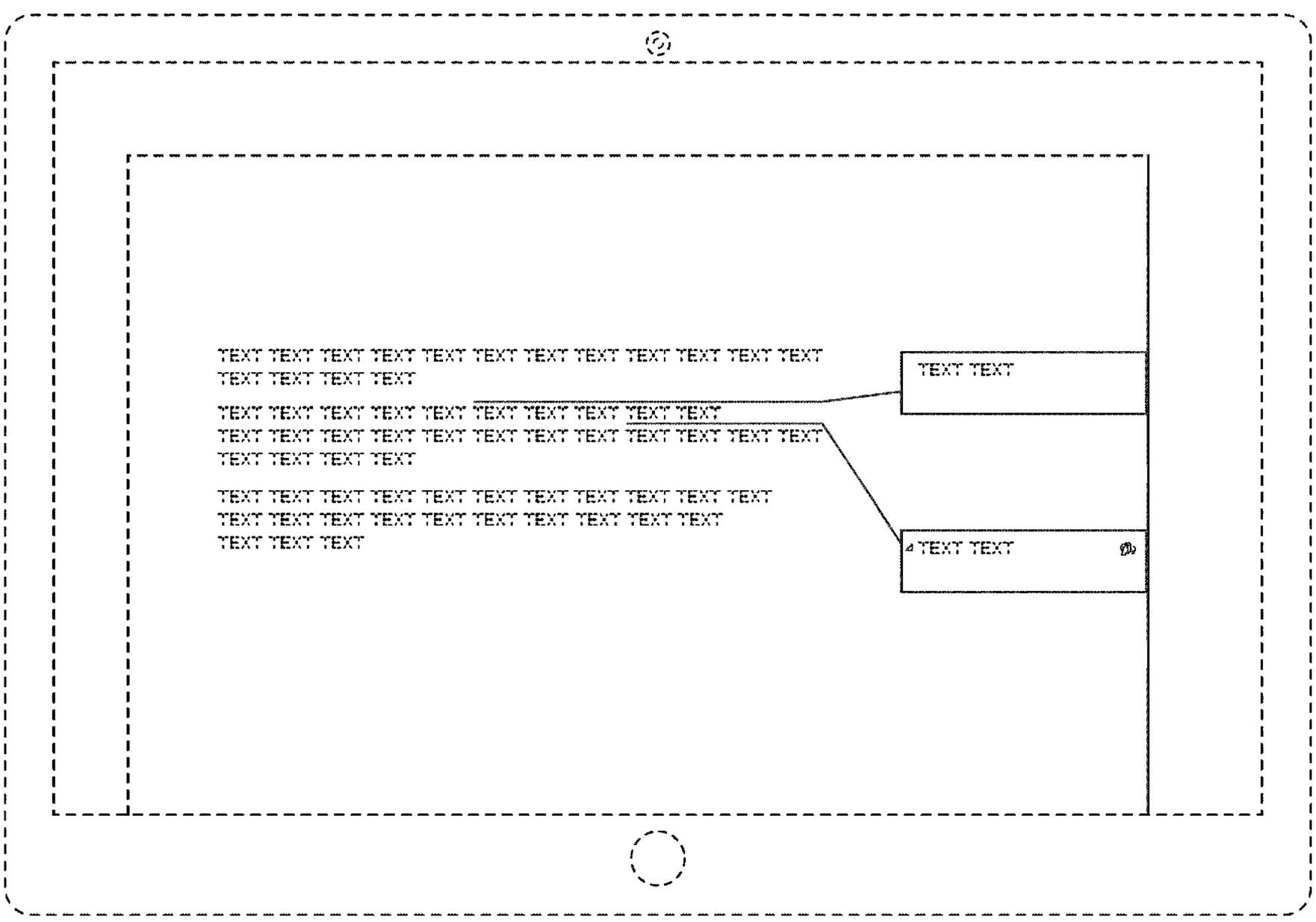

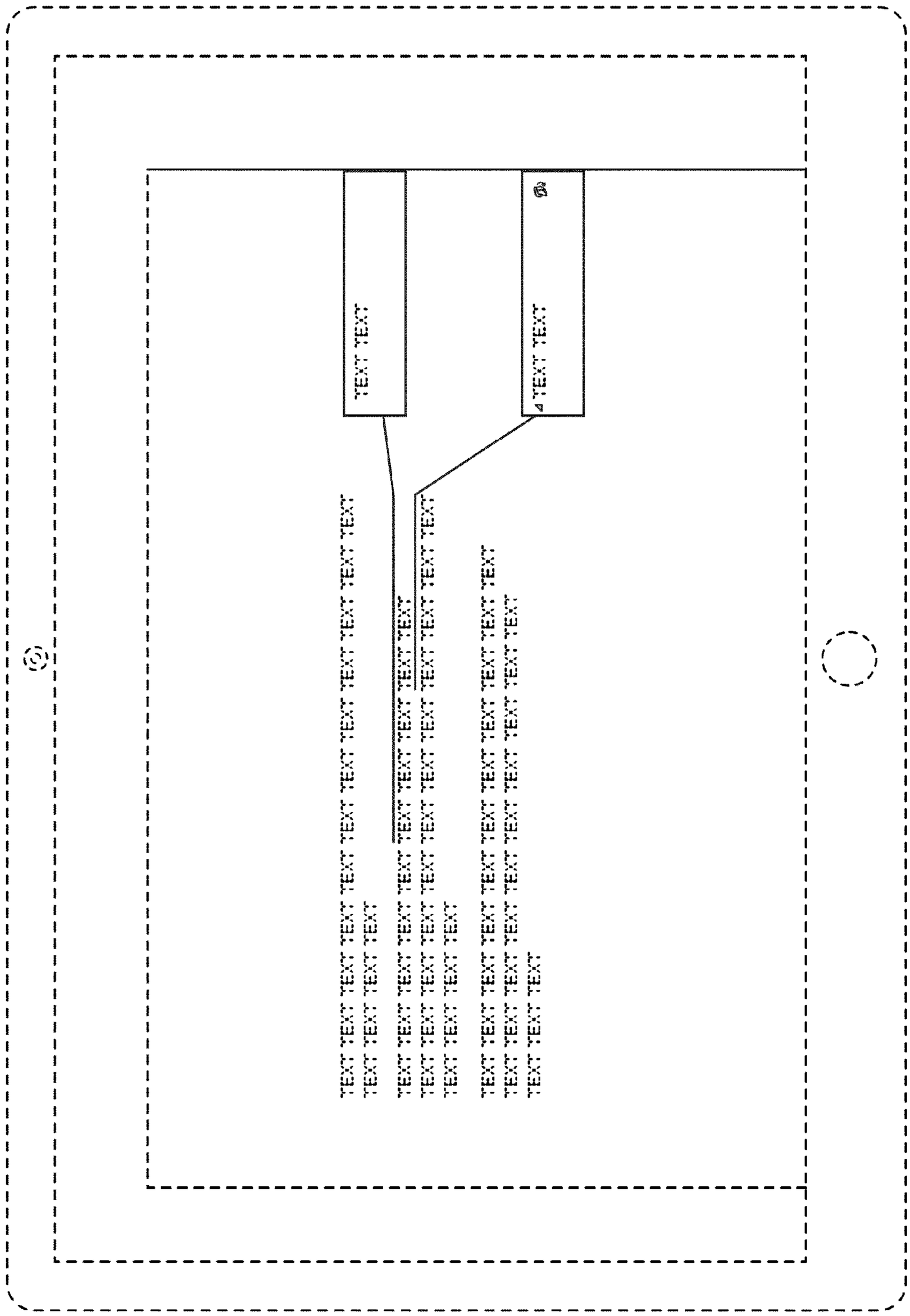

FIG. 1

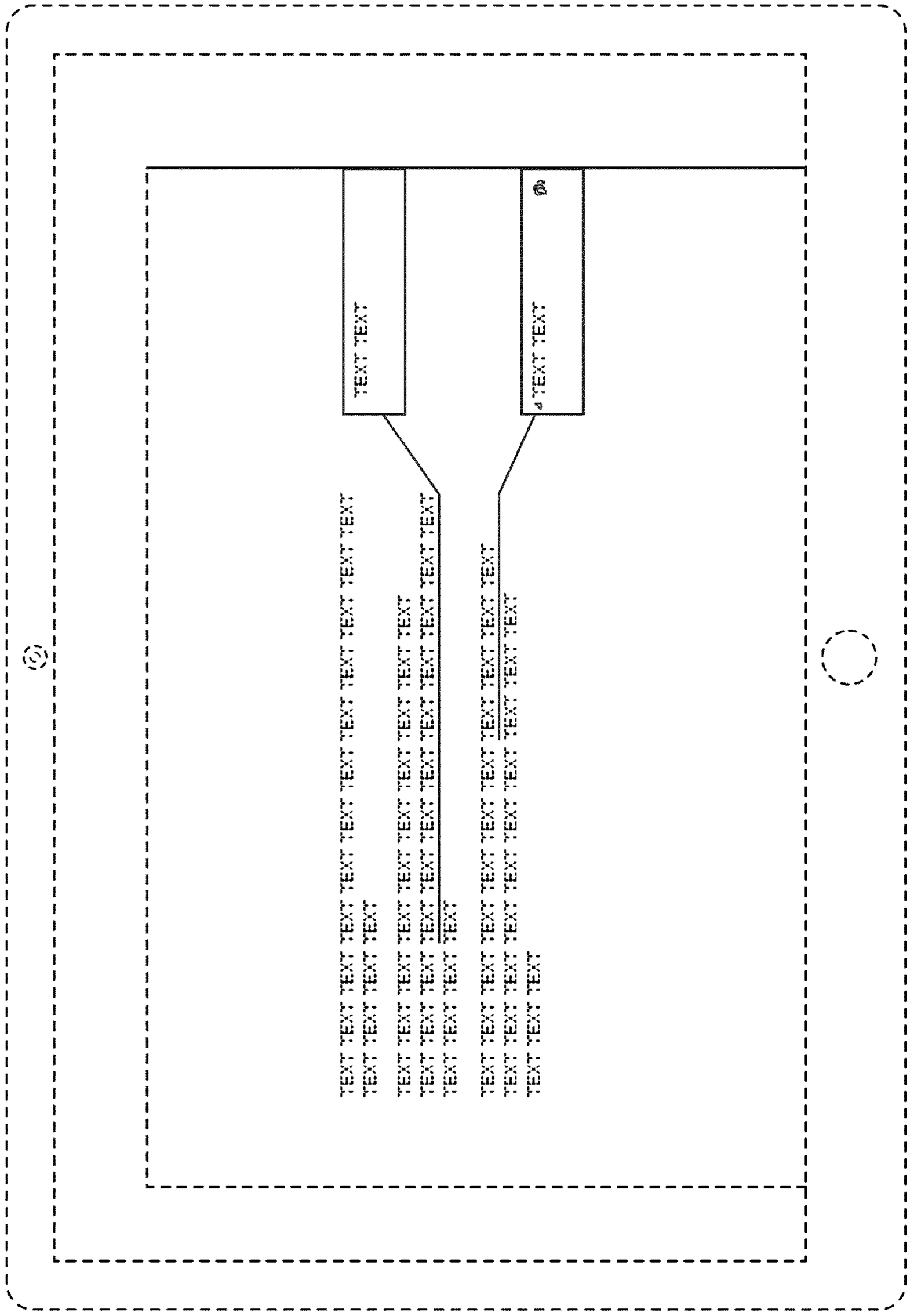

FIG. 2