



US00D702239S

(12) **United States Design Patent**  
**Lee et al.**

(10) **Patent No.:** **US D702,239 S**  
(45) **Date of Patent:** **\*\* Apr. 8, 2014**

- (54) **THIN CLIENT HOUSING**
- (71) Applicant: **Hon Hai Precision Industry Co., Ltd.**,  
New Taipei (TW)
- (72) Inventors: **Chung-I Lee**, New Taipei (TW); **I-Chin Hung**, New Taipei (TW)
- (73) Assignee: **Hon Hai Precision Industry Co., Ltd.**,  
New Taipei (TW)
- (\*\*) Term: **14 Years**
- (21) Appl. No.: **29/458,276**
- (22) Filed: **Jun. 18, 2013**
- (30) **Foreign Application Priority Data**

Apr. 30, 2013 (TW) ..... 102303039 U

- (51) **LOC (10) Cl.** ..... **14-02**
- (52) **U.S. Cl.**  
USPC ..... **D14/432**
- (58) **Field of Classification Search**  
USPC ..... D14/300, 301, 308, 311, 313, 432, 433,  
D14/439, 441-446, 299; 312/294, 297,  
312/317.1, 223.1-223.3; 361/679.02,  
361/679.57, 697.58, 724-726, 807; 174/51,  
174/350, 354, 375, 377  
See application file for complete search history.

- (56) **References Cited**  
U.S. PATENT DOCUMENTS

D296,440 S \* 6/1988 Smith et al. .... D14/432  
D535,281 S \* 1/2007 Yang ..... D14/203.3

D568,312 S \* 5/2008 Wang et al. .... D14/356  
D580,933 S \* 11/2008 Ju et al. .... D14/358  
D598,013 S \* 8/2009 Ju et al. .... D14/240  
D606,549 S \* 12/2009 He ..... D14/480.7  
D639,758 S \* 6/2011 Lee et al. .... D14/125  
D649,151 S \* 11/2011 Ramones et al. .... D14/358  
D654,445 S \* 2/2012 Daniel ..... D14/125  
2002/0196724 A1\* 12/2002 Henrichs ..... 369/75.1

\* cited by examiner

*Primary Examiner* — Austin Murphy

(74) *Attorney, Agent, or Firm* — Novak Druce Connolly  
Bove + Quigg LLP

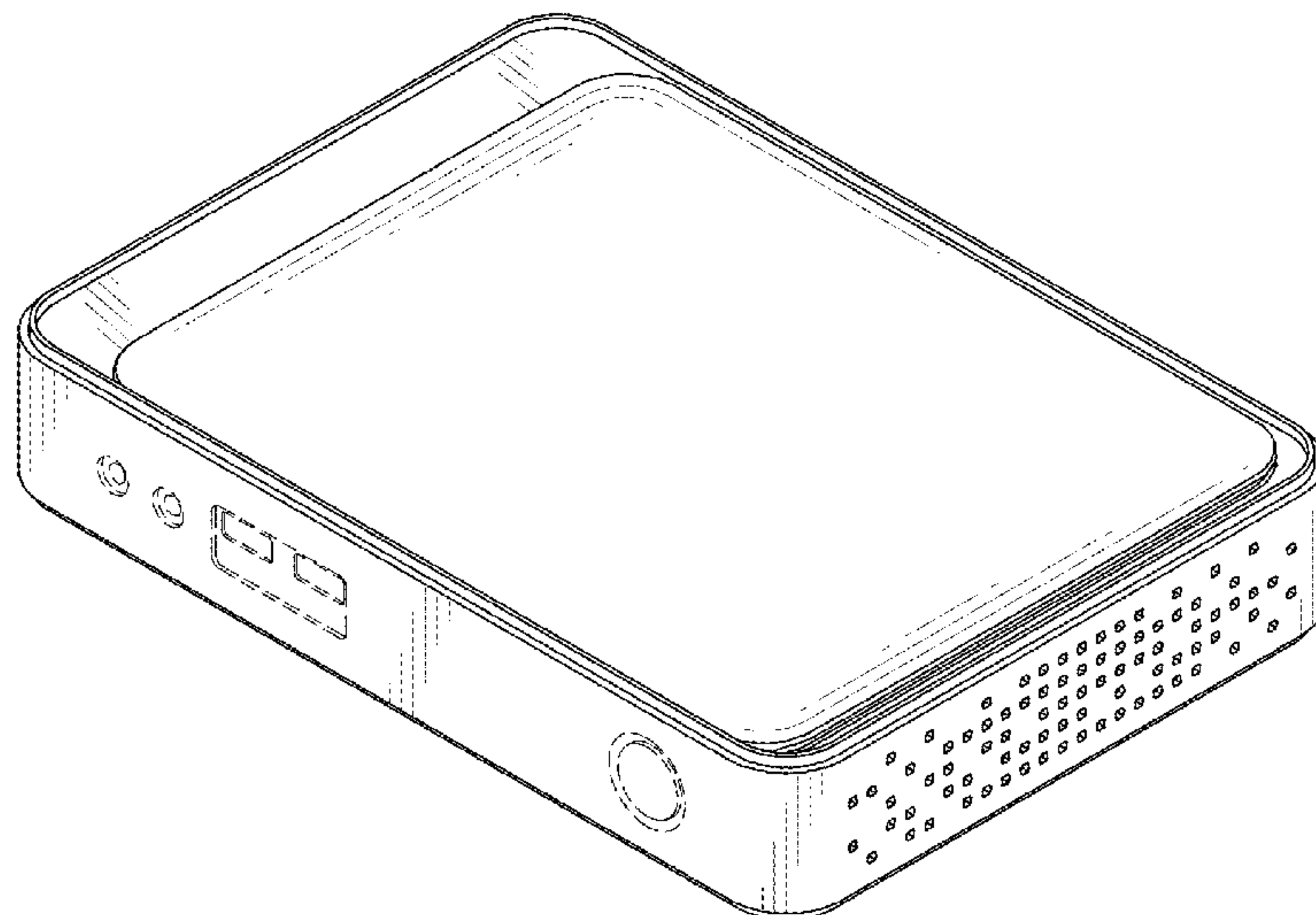
(57) **CLAIM**

The ornamental design for a thin client housing, as shown and described.

**DESCRIPTION**

FIG. 1 is a perspective view of a thin client housing showing our new design;  
FIG. 2 is a front elevational view thereof;  
FIG. 3 is a rear elevational view thereof;  
FIG. 4 is a left side elevational view thereof;  
FIG. 5 is a right side elevational view thereof;  
FIG. 6 is a top planar view thereof;  
FIG. 7 is a bottom planar view thereof;  
FIG. 8 is a perspective view thereof when in use; and,  
FIG. 9 is another perspective view thereof when in use held by a holder.  
The broken lines of all figures are for showing environmental features and are not part of the design.

**1 Claim, 9 Drawing Sheets**



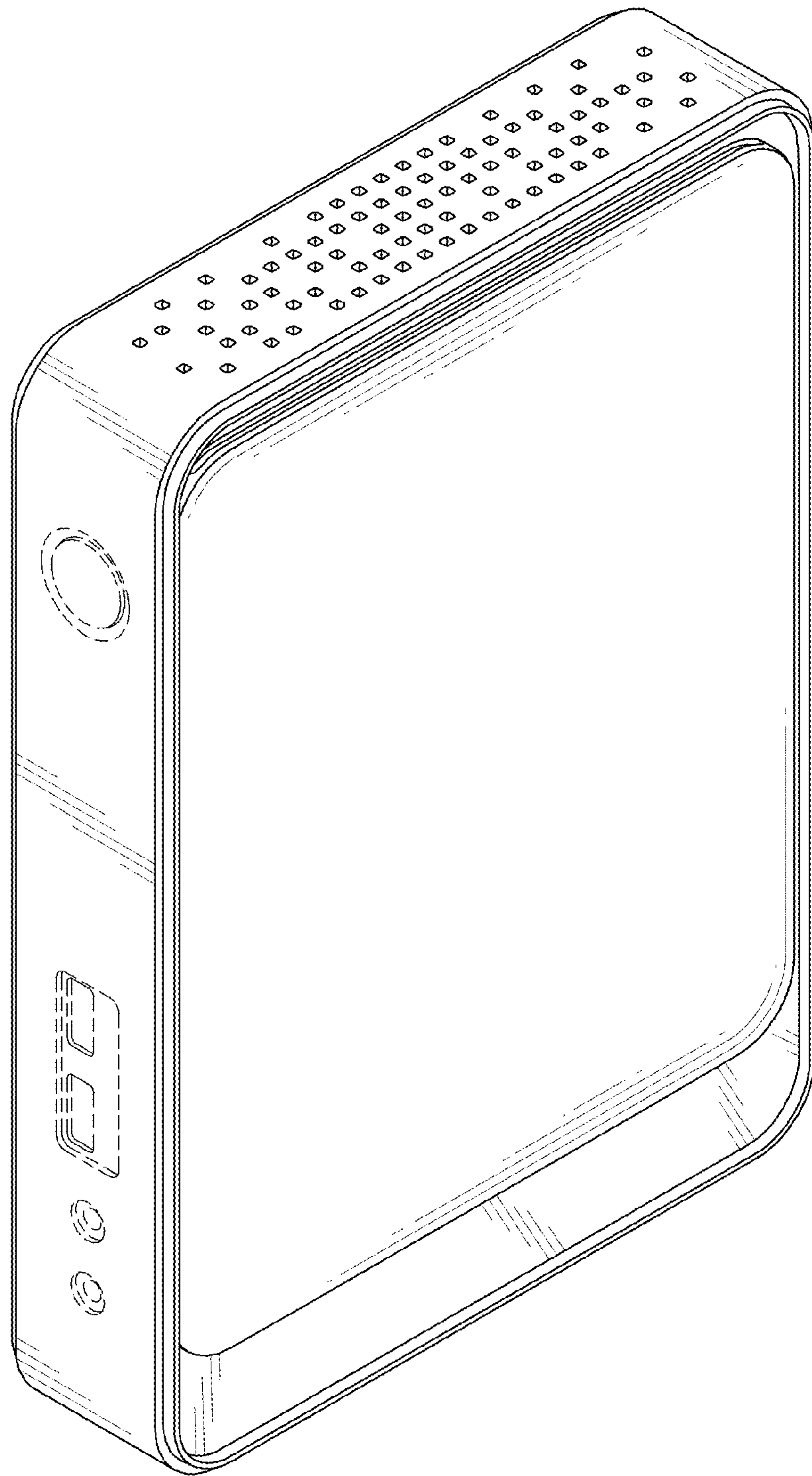


FIG. 1

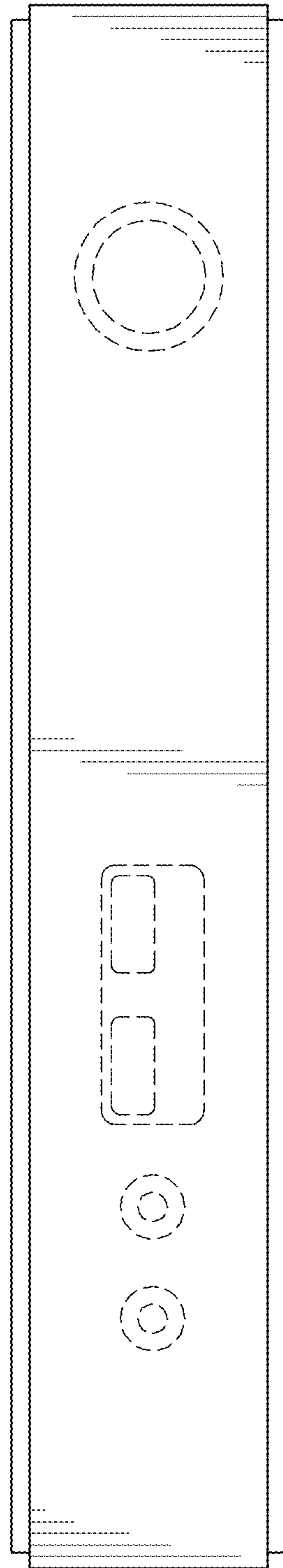


FIG. 2

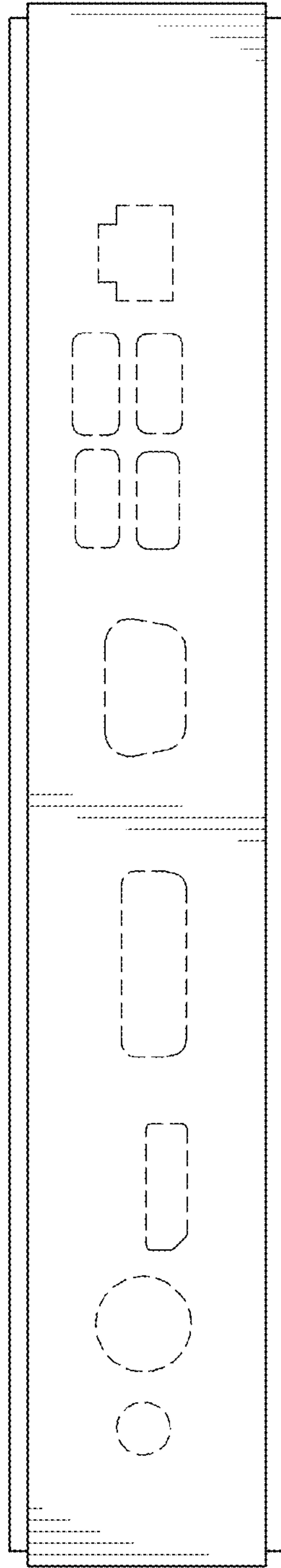


FIG. 3




FIG. 4




FIG. 5






FIG. 6




FIG. 7



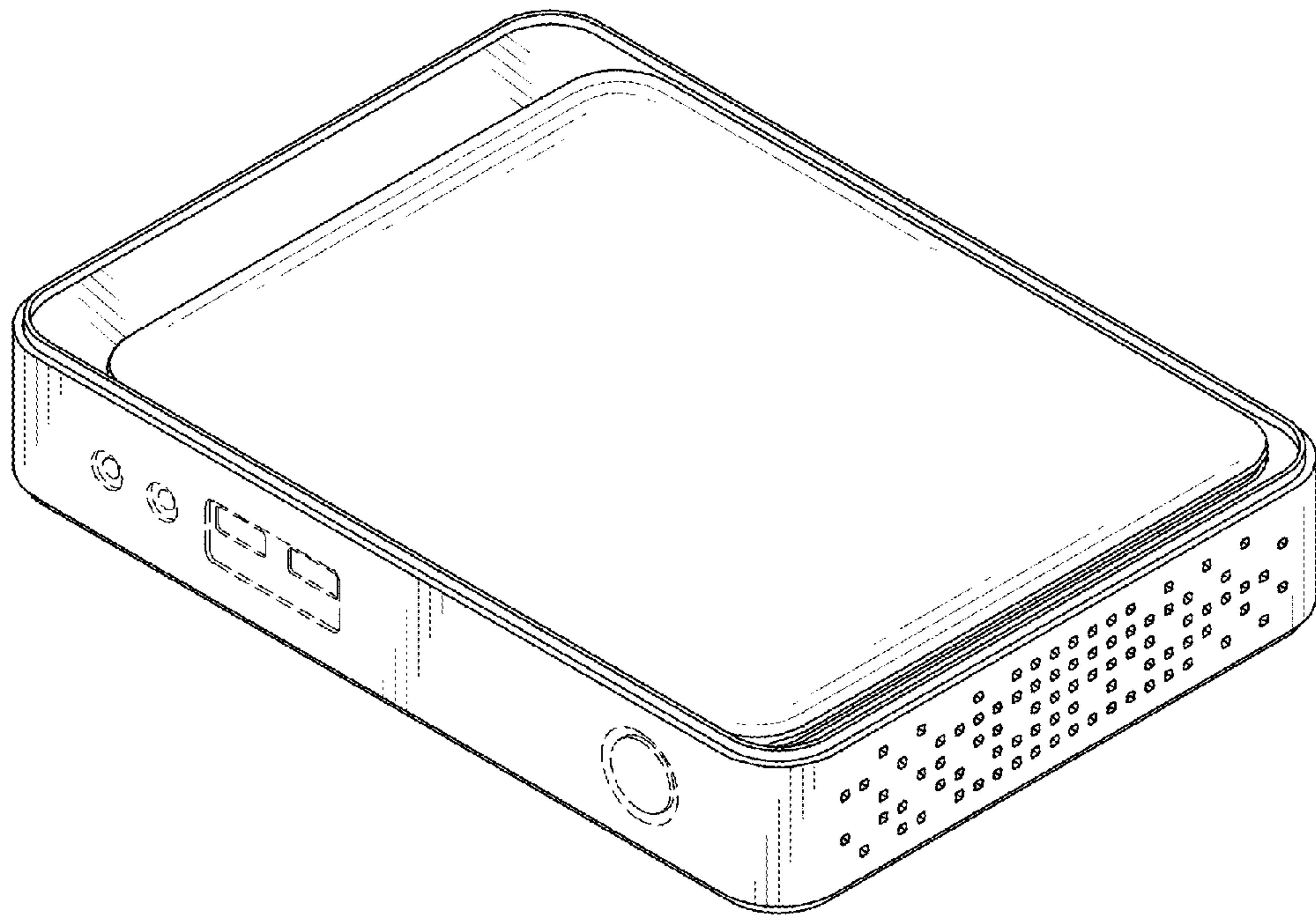


FIG. 8

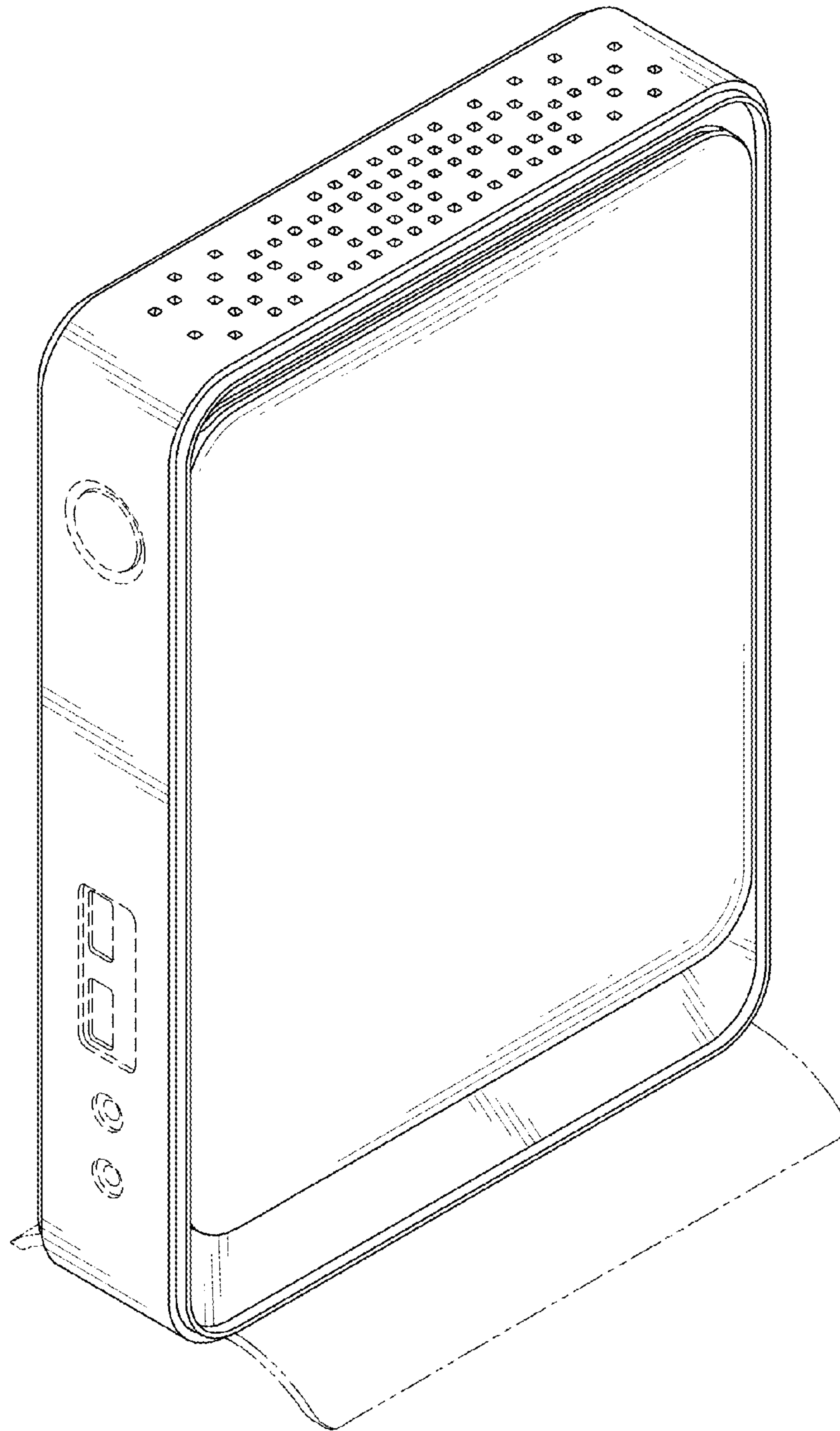


FIG. 9