



US00D702225S

(12) **United States Design Patent**
Matsuoka

(10) **Patent No.:** **US D702,225 S**
(45) **Date of Patent:** **** Apr. 8, 2014**

(54) **NOTEBOOK COMPUTER HOUSING**

(71) Applicant: **Google Inc.**, Mountain View, CA (US)

(72) Inventor: **Yoshimichi Matsuoka**, Cupertino, CA (US)

(73) Assignee: **Google Inc.**, Mountain View, CA (US)

(**) Term: **14 Years**

(21) Appl. No.: **29/448,147**

(22) Filed: **Mar. 11, 2013**

(51) **LOC (10) Cl.** **14-02**

(52) **U.S. Cl.**
USPC **D14/315**; D14/456

(58) **Field of Classification Search**
USPC D14/315-327, 455, 456; D18/1, 2, 7,
D18/11; 235/145 A, 145 R; 341/22, 23;
345/104, 156, 168, 169, 173;
361/679.08, 679.09, 679.11, 679.26,
361/679.27

See application file for complete search history.

(56) **References Cited**

U.S. PATENT DOCUMENTS

6,067,224 A *	5/2000	Nobuchi	361/679.27
D464,344 S	10/2002	Jobs et al.	
6,519,139 B2 *	2/2003	Kambayashi	361/679.09
D491,177 S	6/2004	Andre et al.	
D493,785 S	8/2004	Andre et al.	
D516,079 S	2/2006	Solomon et al.	
D572,246 S	7/2008	Andre et al.	
D574,378 S	8/2008	Andre et al.	
D605,192 S *	12/2009	Lin	D14/315
D612,843 S	3/2010	Andre et al.	
D612,844 S	3/2010	Andre et al.	
7,679,901 B2	3/2010	Lin	
D614,180 S *	4/2010	Gou	D14/318
7,715,190 B2	5/2010	Tang	
D616,880 S	6/2010	Andre et al.	
D617,789 S	6/2010	Akana et al.	

D621,409 S	8/2010	Andre et al.	
D621,824 S	8/2010	Andre et al.	
D624,911 S *	10/2010	Lee et al.	D14/315
7,855,876 B2	12/2010	Zhu et al.	
D633,907 S	3/2011	Andre et al.	
7,903,398 B2	3/2011	Carr et al.	
D636,389 S	4/2011	Akana et al.	
D642,172 S	7/2011	Akana et al.	
D642,560 S	8/2011	Akana et al.	

(Continued)

OTHER PUBLICATIONS

Internet article.

Primary Examiner — Freda S Nunn

(74) *Attorney, Agent, or Firm* — Lerner, David, Littenberg, Krumholz & Mentlik, LLP


(57) **CLAIM**

The ornamental design for a notebook computer housing, as shown and described.

DESCRIPTION

FIG. 1 is a front perspective view of a notebook computer housing according to a first embodiment of my design; FIG. 2 is a top view thereof; FIG. 3 is a front perspective view of a notebook computer housing according to a second embodiment of my design; FIG. 4 is a top view thereof; FIG. 5 is a front perspective view of a notebook computer housing according to a third embodiment of my design; FIG. 6 is a top view thereof; FIG. 7 is a front perspective view of a notebook computer housing according to a fourth embodiment of my design; FIG. 8 is a top view thereof; FIG. 9 is a front perspective view of a notebook computer housing according to a fifth embodiment of my design; and, FIG. 10 is a top view thereof. Broken lines are environmental only and form no part of the claimed design.

1 Claim, 10 Drawing Sheets



(56)

References Cited

U.S. PATENT DOCUMENTS

7,990,703 B2 8/2011 Tang
D664,537 S 7/2012 Hu et al.
D665,800 S 8/2012 Hsu et al.
D671,936 S 12/2012 Fong et al.
8,330,725 B2 12/2012 Mahowald et al.
D673,559 S 1/2013 Yang et al.
D675,200 S 1/2013 Liu et al.
D675,611 S 2/2013 Wen et al.
D676,042 S 2/2013 McManigal et al.

D679,704 S 4/2013 McManigal et al.
D679,705 S 4/2013 McManigal et al.
D680,117 S 4/2013 Ho
D681,628 S 5/2013 Lin et al.
D683,344 S 5/2013 Kao et al.
D684,965 S 6/2013 Lam et al.
D684,966 S 6/2013 Lam et al.
D685,368 S 7/2013 Lam et al.
D686,613 S 7/2013 Bowers et al.
8,537,541 B2 9/2013 Zhang
2005/0041378 A1* 2/2005 Hamada et al. 361/680
2009/0115927 A1 5/2009 Chang

* cited by examiner

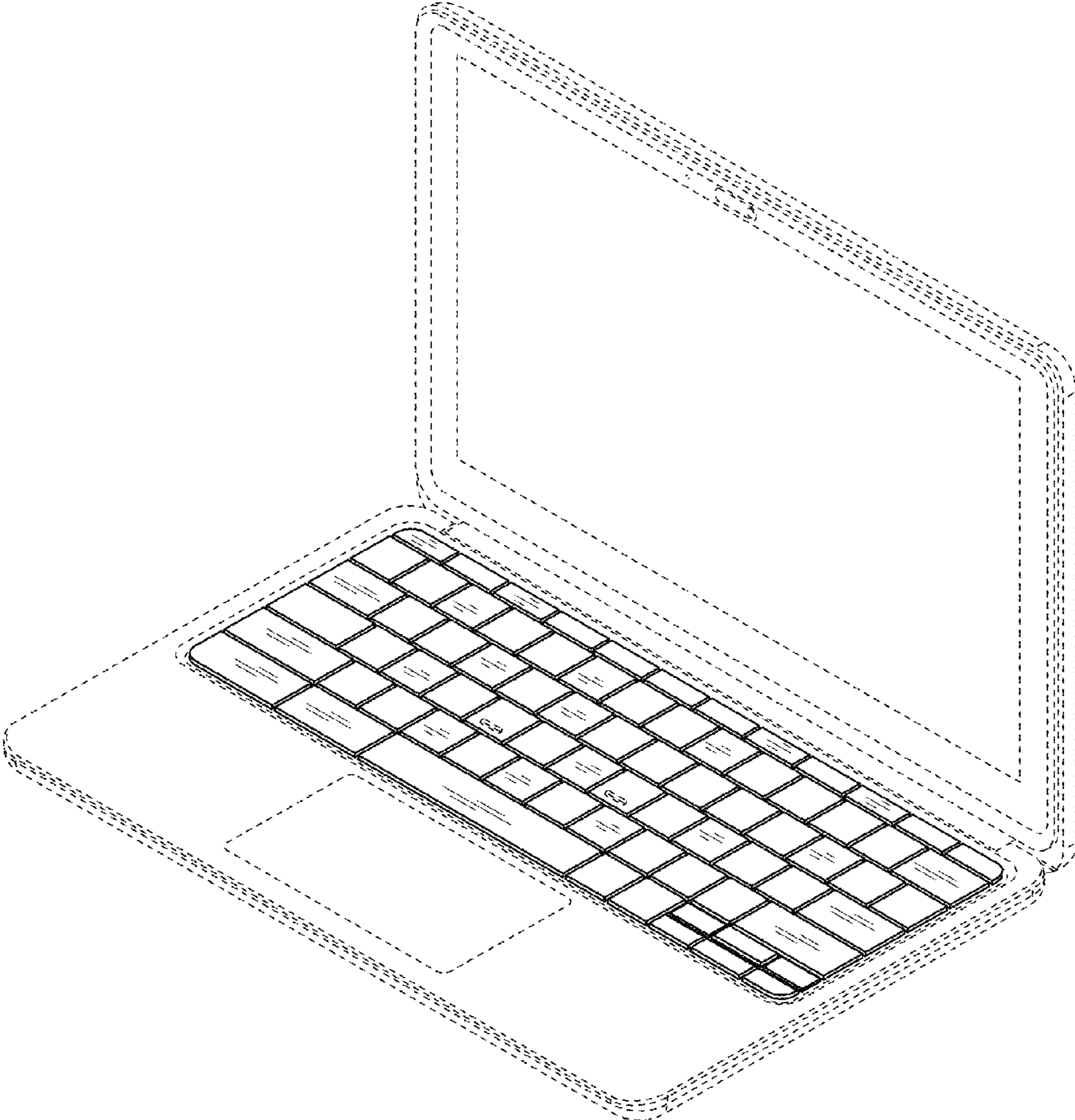


FIG. 1

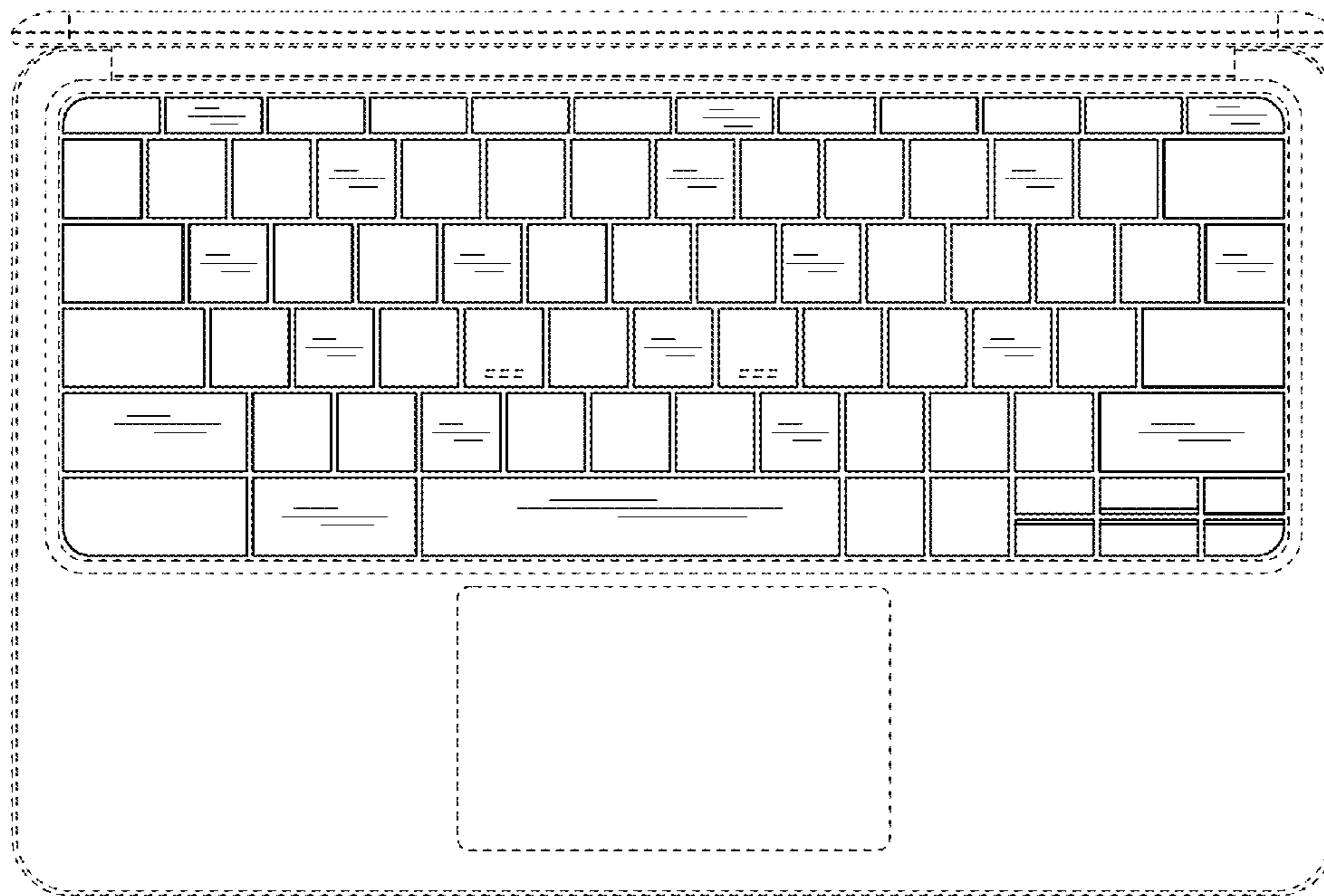


FIG. 2




FIG. 3

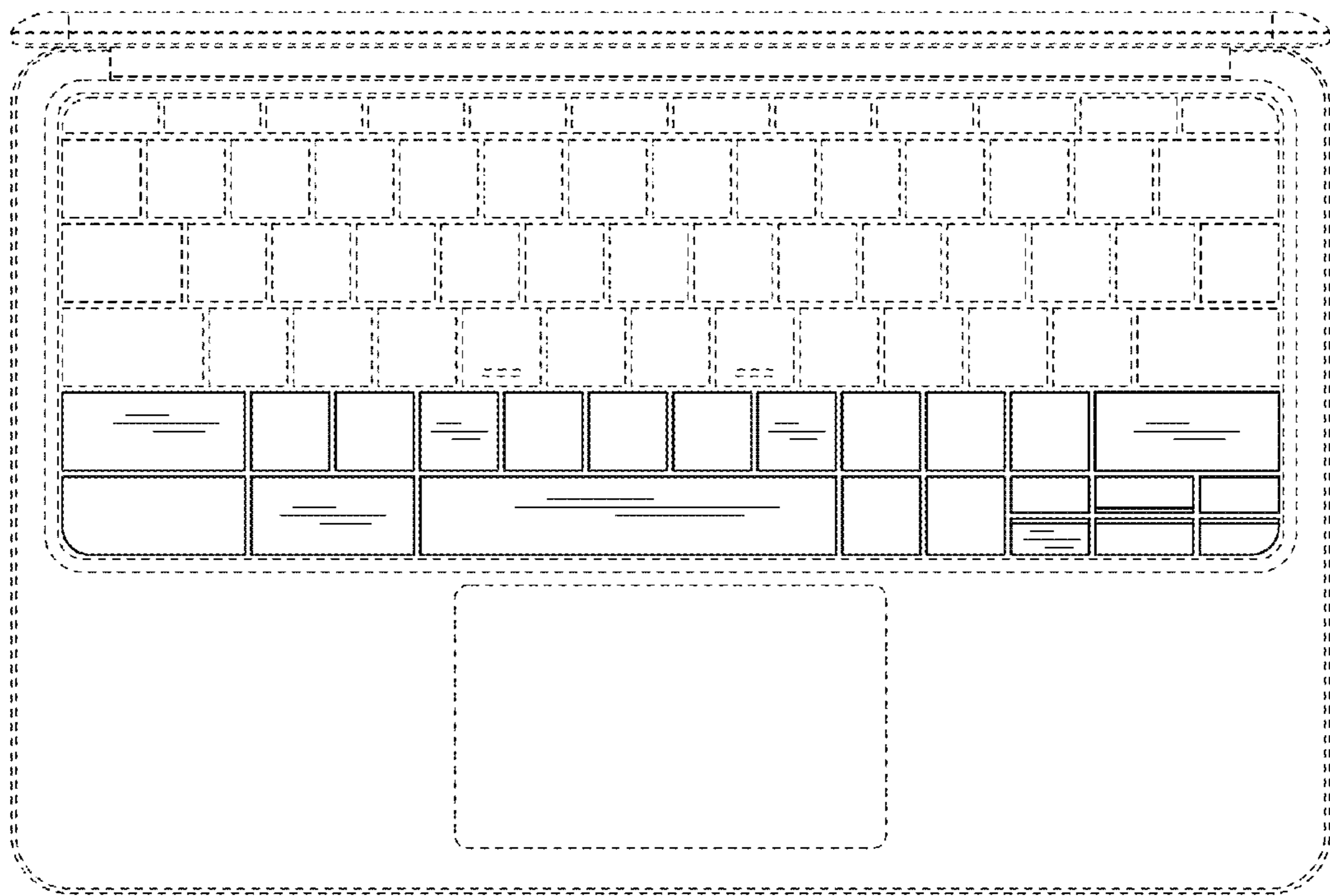


FIG. 4

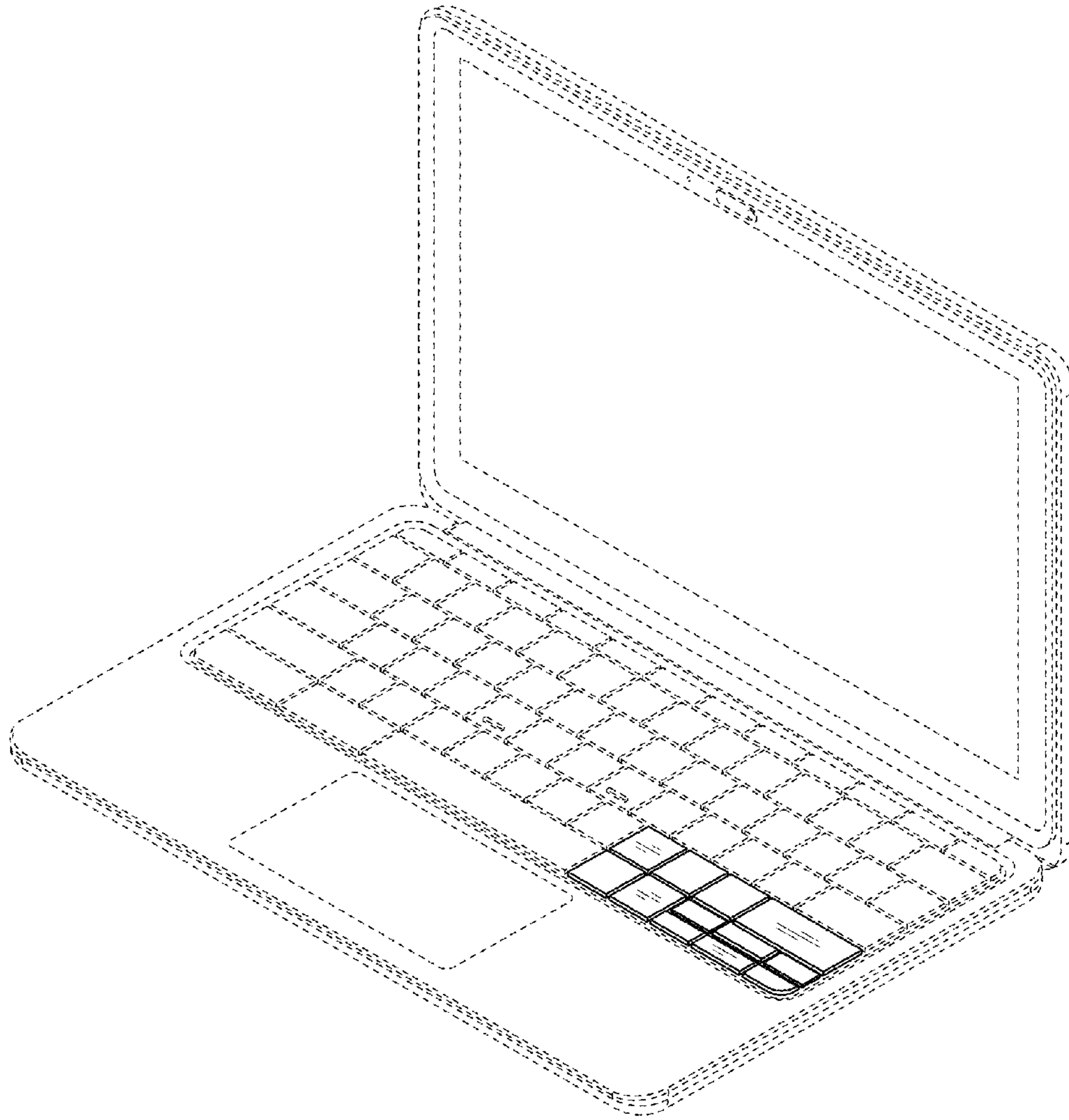


FIG. 5

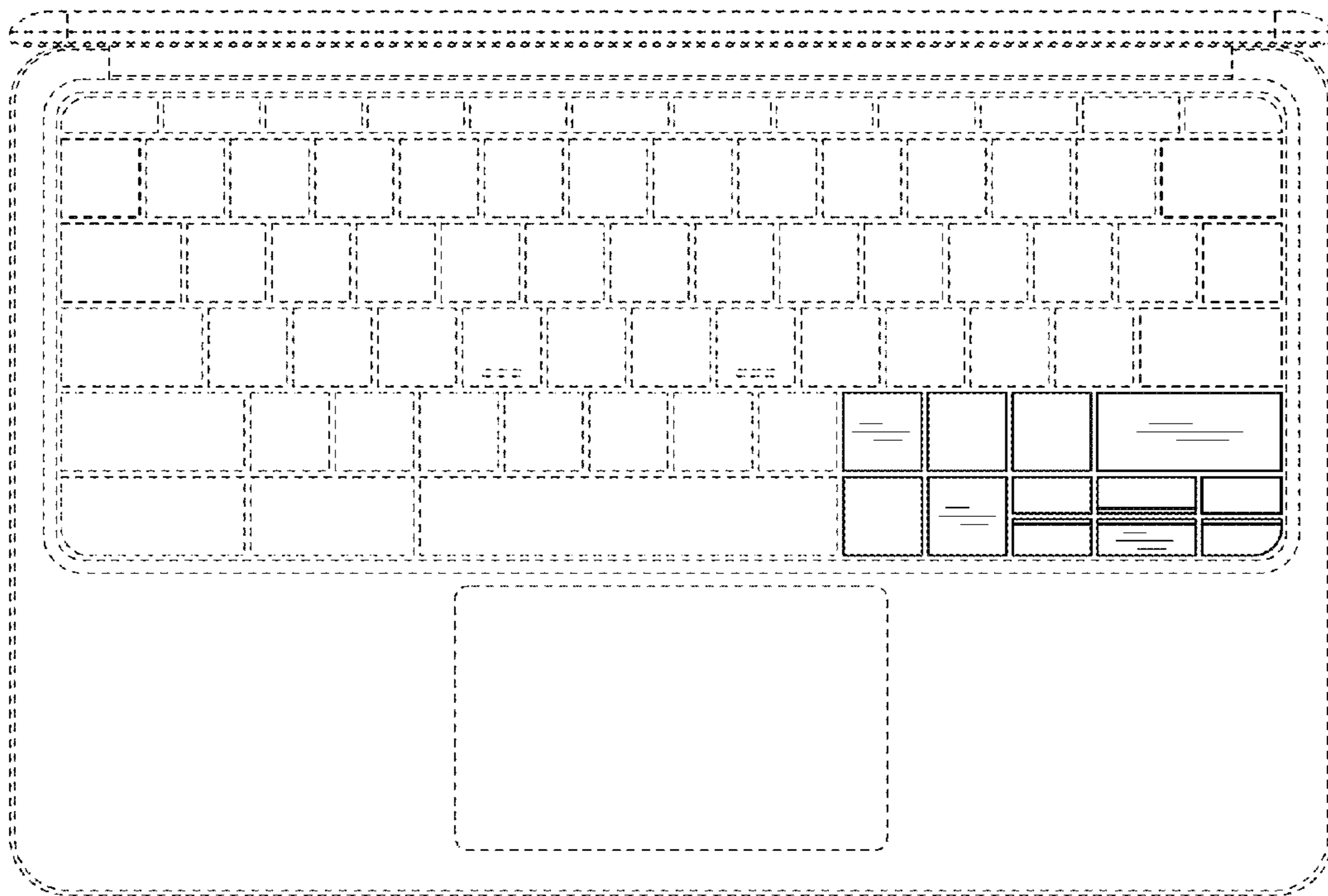


FIG. 6

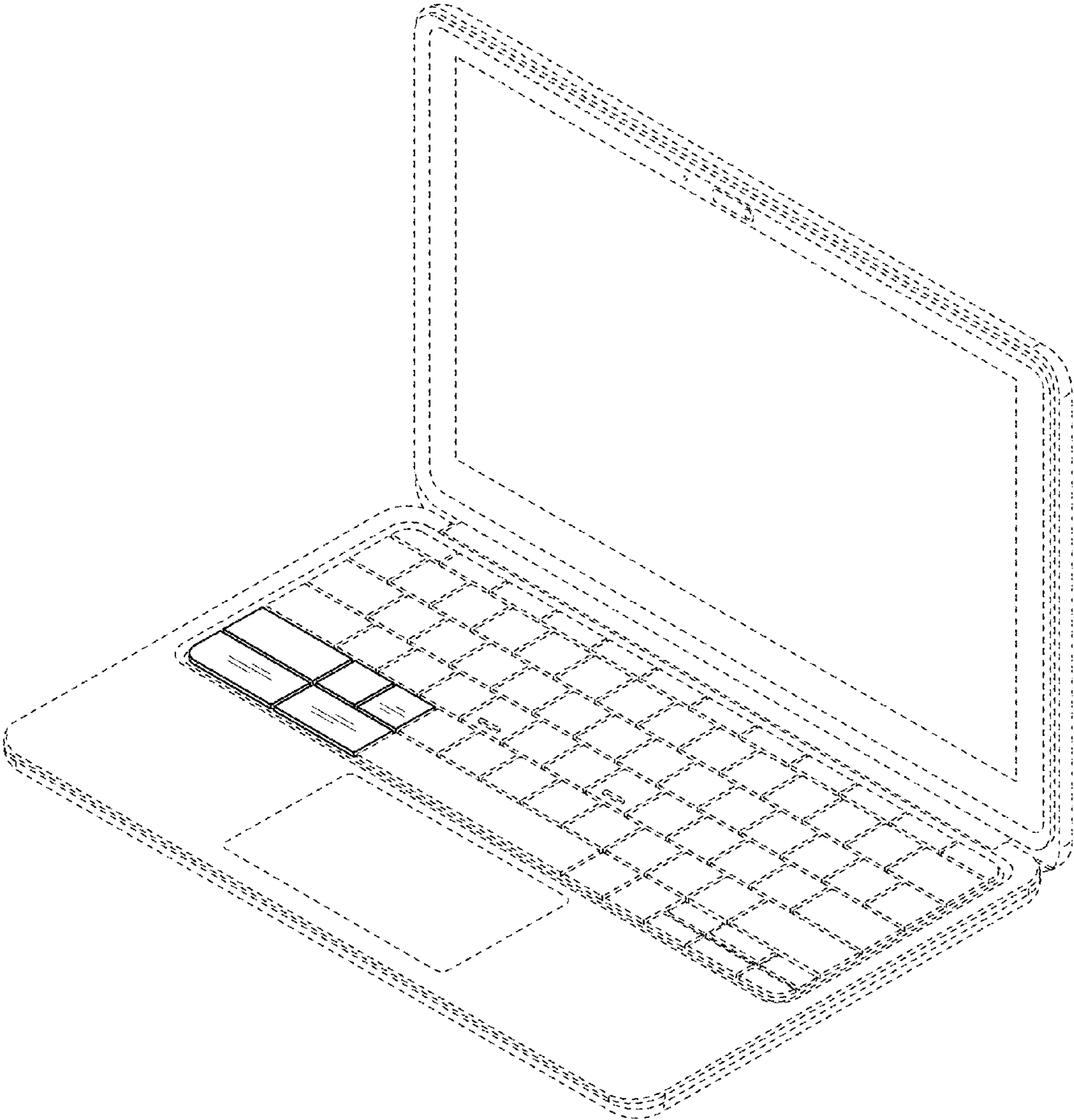


FIG. 7

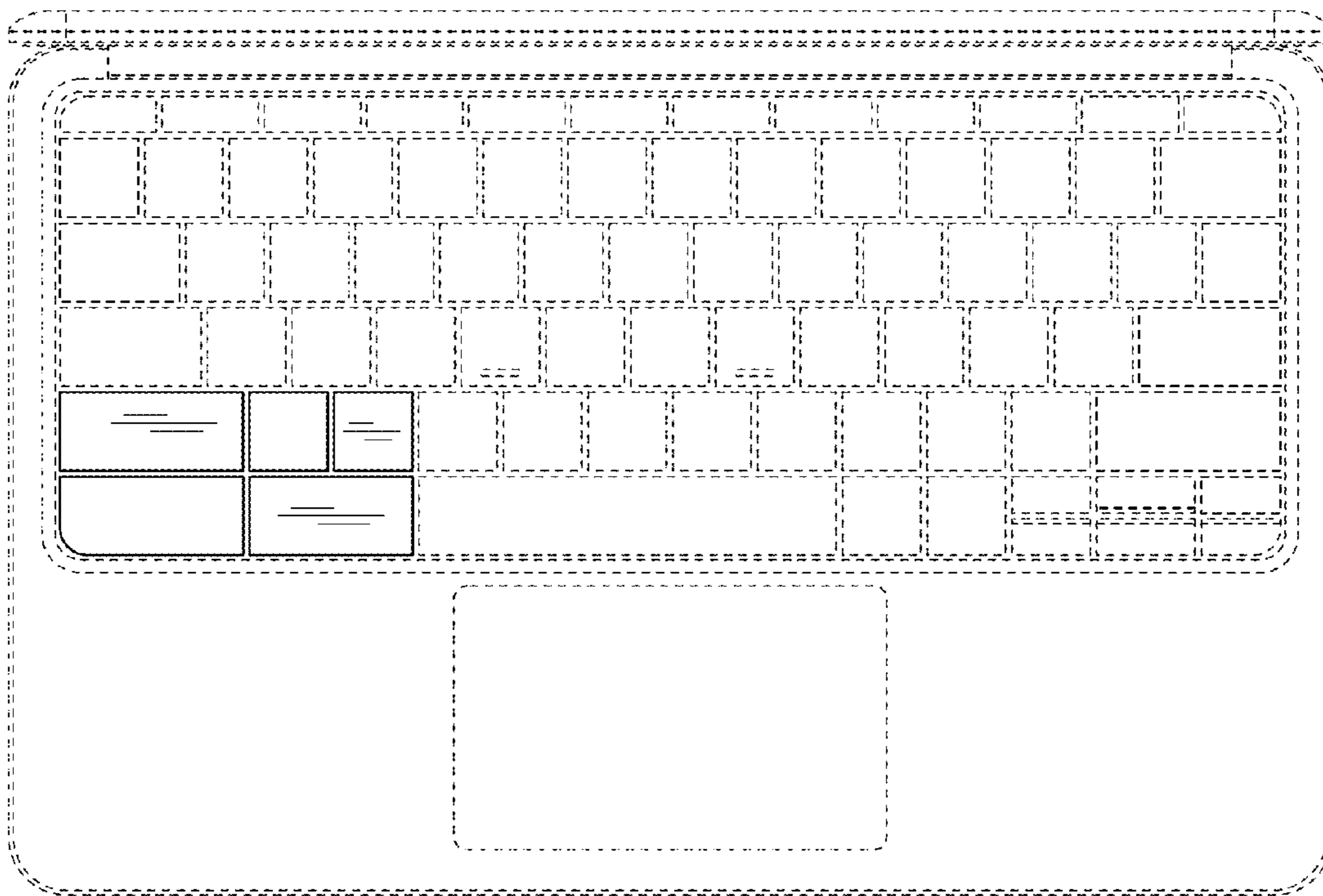


FIG. 8




FIG. 9

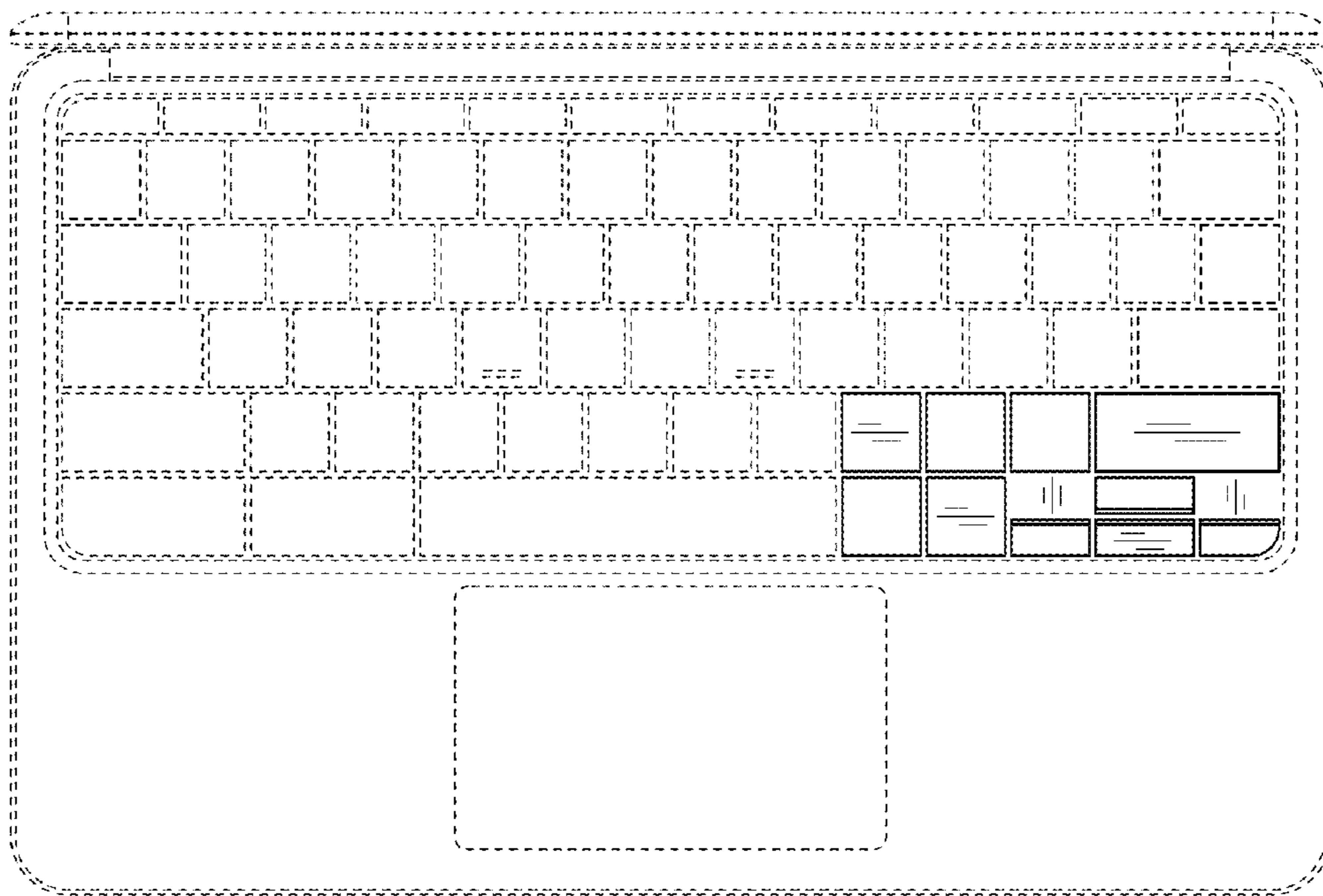


FIG. 10