



US00D702224S

(12) **United States Design Patent**
Matsuoka

(10) **Patent No.:** **US D702,224 S**
(45) **Date of Patent:** **** Apr. 8, 2014**

(54) **NOTEBOOK COMPUTER HOUSING**

(71) Applicant: **Google Inc.**, Mountain View, CA (US)

(72) Inventor: **Yoshimichi Matsuoka**, Cupertino, CA (US)

(73) Assignee: **Google Inc.**, Mountain View, CA (US)

(**) Term: **14 Years**

(21) Appl. No.: **29/447,973**

(22) Filed: **Mar. 8, 2013**

(51) **LOC (10) Cl.** **14-02**

(52) **U.S. Cl.**
USPC **D14/315**

(58) **Field of Classification Search**
USPC D14/315-327; D18/1, 2, 7, 11;
235/145 A, 145 R; 341/22, 23; 345/104,
345/156, 168, 169, 173; 361/679.08,
361/679.09, 679.11, 679.26, 679.27
See application file for complete search history.

(56) **References Cited**

U.S. PATENT DOCUMENTS

5,987,704 A	11/1999	Tang	
6,067,224 A *	5/2000	Nobuchi	361/679.27
D464,344 S	10/2002	Jobs et al.	
6,519,139 B2 *	2/2003	Kambayashi	361/679.09
D491,177 S	6/2004	Andre et al.	
D493,785 S	8/2004	Andre et al.	
D516,079 S	2/2006	Solomon et al.	
D572,246 S	7/2008	Andre et al.	
D574,378 S	8/2008	Andre et al.	
D603,393 S	11/2009	Paek	
D605,192 S *	12/2009	Lin	D14/315
D612,843 S	3/2010	Andre et al.	
D612,844 S	3/2010	Andre et al.	
7,679,901 B2	3/2010	Lin	
D614,180 S *	4/2010	Gou	D14/318
D616,880 S	6/2010	Andre et al.	
D617,789 S	6/2010	Akana et al.	

D621,409 S	8/2010	Andre et al.	
D621,824 S	8/2010	Andre et al.	
7,778,016 B2 *	8/2010	Minaguchi et al.	361/679.17
D624,911 S *	10/2010	Lee et al.	D14/315
D626,546 S	11/2010	Paek	
7,855,876 B2	12/2010	Zhu et al.	
D633,907 S	3/2011	Andre et al.	
7,903,398 B2	3/2011	Carr et al.	
D635,575 S	4/2011	Masui et al.	

(Continued)

Primary Examiner — Freda S Nunn

(74) *Attorney, Agent, or Firm* — Lerner, David, Littenberg, Krumholz & Mentlik, LLP


(57) **CLAIM**

The ornamental design for a notebook computer housing, as shown and described.

DESCRIPTION

FIG. 1 is a front perspective view of a notebook computer housing shown in a closed configuration;
 FIG. 2 is a front view thereof;
 FIG. 3 is a back view thereof;
 FIG. 4 is a right side view thereof;
 FIG. 5 is a left side view thereof;
 FIG. 6 is a top view thereof;
 FIG. 7 is a bottom view thereof;
 FIG. 8 is a front perspective view thereof shown in an closed configuration;
 FIG. 9 is a front view thereof;
 FIG. 10 is a back view thereof;
 FIG. 11 is a right side view thereof;
 FIG. 12 is a left side view thereof;
 FIG. 13 is a top view thereof; and,
 FIG. 14 is a bottom view thereof.
 Broken lines are environmental only and form no part of the claimed design. Dash-dot lines adjacent to the un-shaded areas represent bounds of the claimed design and form no part of the claimed design.

1 Claim, 11 Drawing Sheets



(56)

References Cited

U.S. PATENT DOCUMENTS

D636,389 S	4/2011	Akana et al.	D675,200 S	1/2013	Liu et al.
7,944,684 B2	5/2011	Yu	D675,611 S	2/2013	Wen et al.
D642,172 S	7/2011	Akana et al.	D676,042 S	2/2013	McManigal et al.
D642,560 S	8/2011	Akana et al.	8,373,977 B2	2/2013	Shao et al.
8,085,533 B2	12/2011	Zhao et al.	D678,872 S	3/2013	Lee et al.
D651,598 S	1/2012	Kim et al.	D679,704 S	4/2013	McManigal et al.
D665,800 S	8/2012	Hsu et al.	D679,705 S	4/2013	McManigal et al.
8,289,688 B2	10/2012	Behar et al.	D680,117 S	4/2013	Ho
D671,536 S	11/2012	Fukusawa et al.	D681,628 S	5/2013	Lin et al.
D671,936 S	12/2012	Fong et al.	D682,818 S	5/2013	Morisawa
8,330,725 B2	12/2012	Mahowald et al.	D683,343 S	5/2013	Wen et al.
D673,559 S	1/2013	Yang et al.	D683,344 S	5/2013	Kao et al.
			8,508,936 B2	8/2013	Chen et al.
			2005/0041378 A1 *	2/2005	Hamada et al. 361/680
			2013/0010417 A1 *	1/2013	Huang et al. 361/679.09

* cited by examiner




FIG. 1




FIG. 2



FIG. 3




FIG. 4




FIG. 5

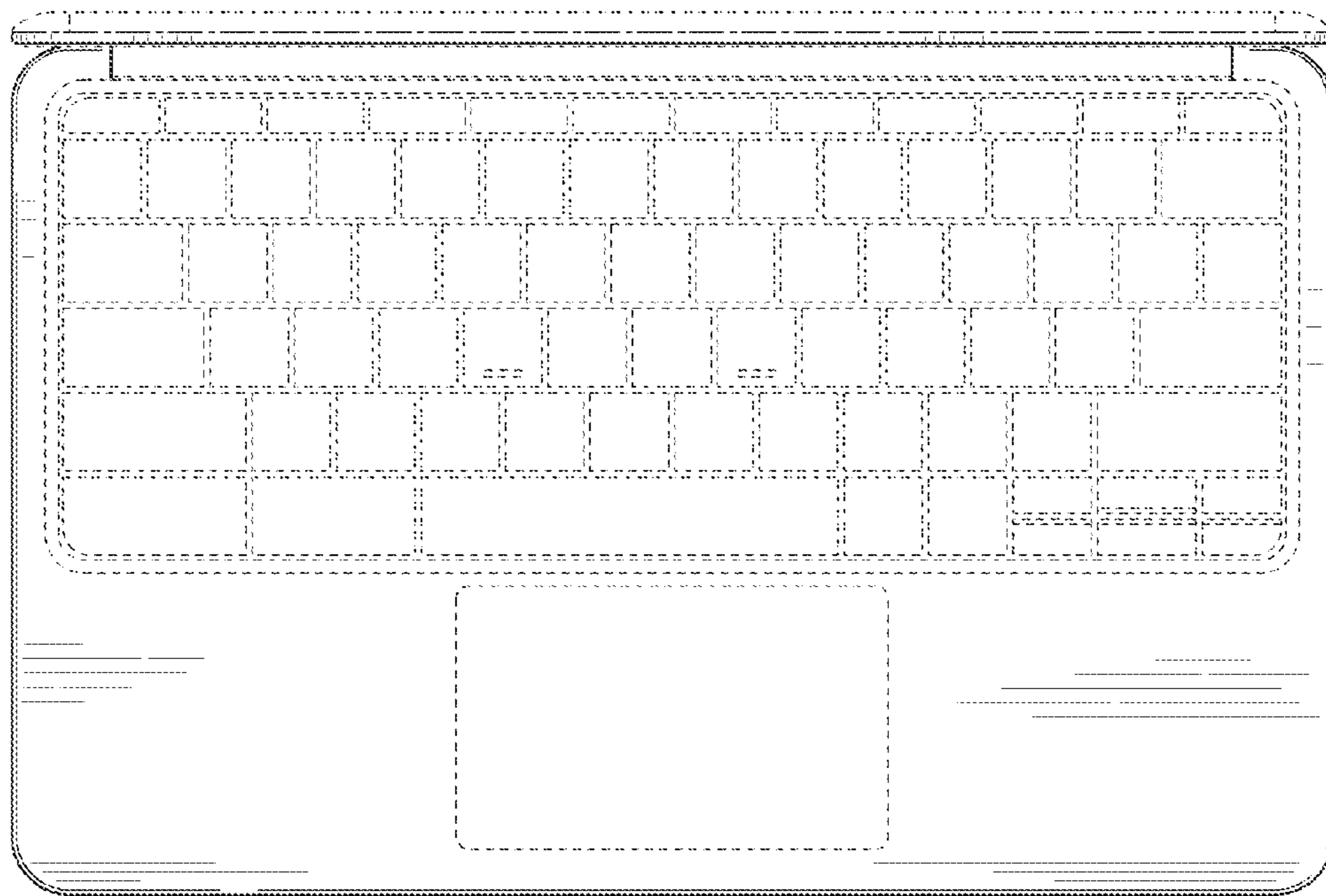


FIG. 6



FIG. 7

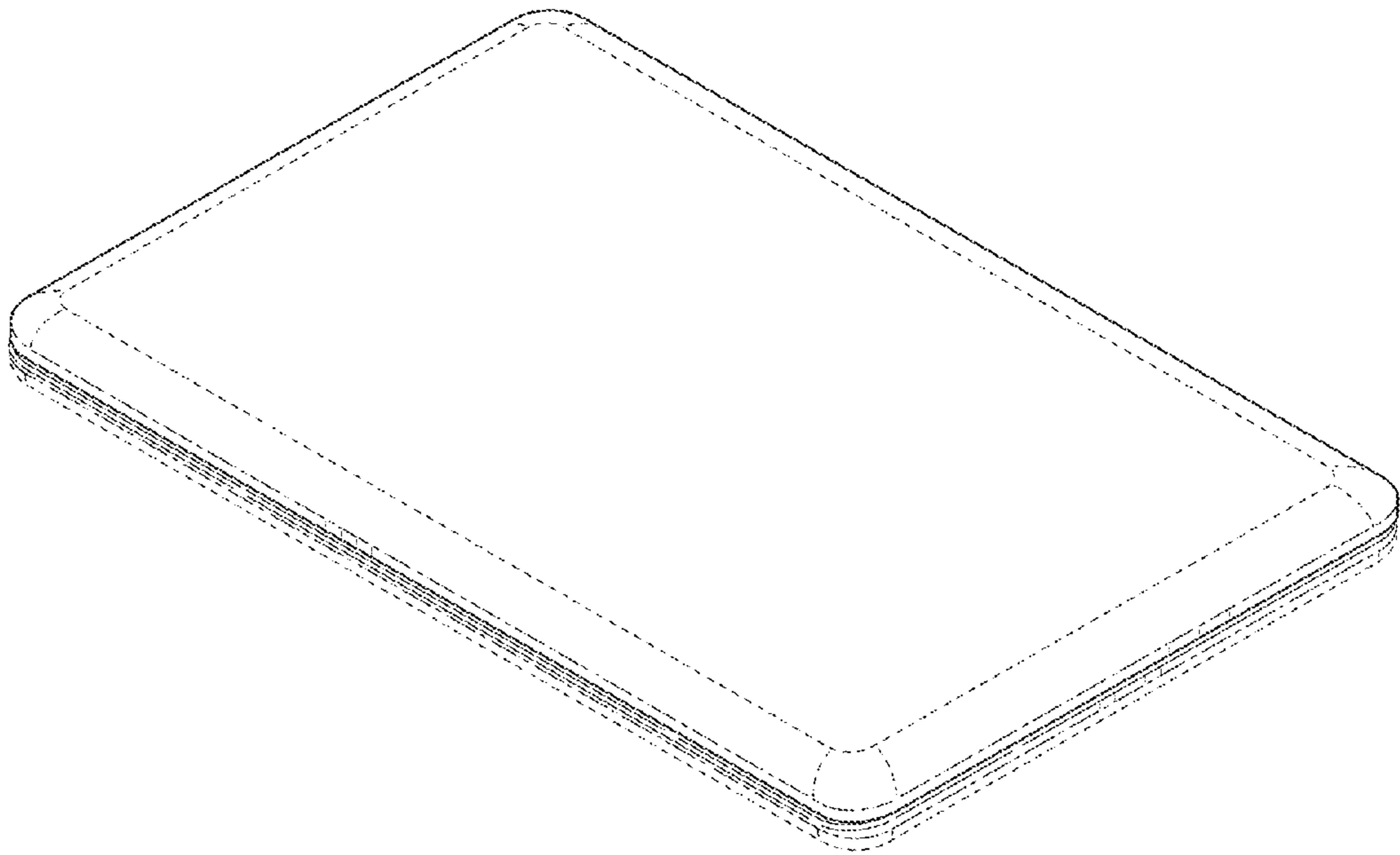


FIG. 8




FIG. 9




FIG. 10




FIG. 11




FIG. 12



FIG. 13




FIG. 14