



US00D702179S

(12) **United States Design Patent**
Kiwaki

(10) **Patent No.:** **US D702,179 S**

(45) **Date of Patent:** **** Apr. 8, 2014**

(54) **TREAD PORTION OF AN AUTOMOBILE TIRE**

(71) Applicant: **Yukihiro Kiwaki**, Tokyo (JP)

(72) Inventor: **Yukihiro Kiwaki**, Tokyo (JP)

(73) Assignee: **Bridgestone Corporation**, Tokyo (JP)

(**) Term: **14 Years**

(21) Appl. No.: **29/438,741**

(22) Filed: **Dec. 3, 2012**

(30) **Foreign Application Priority Data**

Jun. 4, 2012 (JP) 2012-013174

(51) **LOC (10) Cl.** **12-15**

(52) **U.S. Cl.**
USPC **D12/517**

(58) **Field of Classification Search**
USPC D12/505-532, 900-901;
152/209.1-209.9, 209.11-209.19,
152/209.21-209.28, 455
See application file for complete search history.

(56) **References Cited**

U.S. PATENT DOCUMENTS

D305,016 S * 12/1989 Hayakawa et al. D12/518
D377,159 S * 1/1997 Shirai et al. D12/518

D467,222 S * 12/2002 Kuramochi et al. D12/517
D483,004 S * 12/2003 Schomburg et al. D12/518
D497,143 S * 10/2004 Lee et al. D12/515
D602,843 S * 10/2009 Sato D12/517
D640,182 S * 6/2011 Kiwaki D12/518
D661,241 S * 6/2012 Sareen D12/515
D668,202 S * 10/2012 Bonnamour et al. D12/517
D690,646 S * 10/2013 Kiwaki D12/517

* cited by examiner

Primary Examiner — Stacia Cadmus

(74) *Attorney, Agent, or Firm* — Sughrue Mion, PLLC

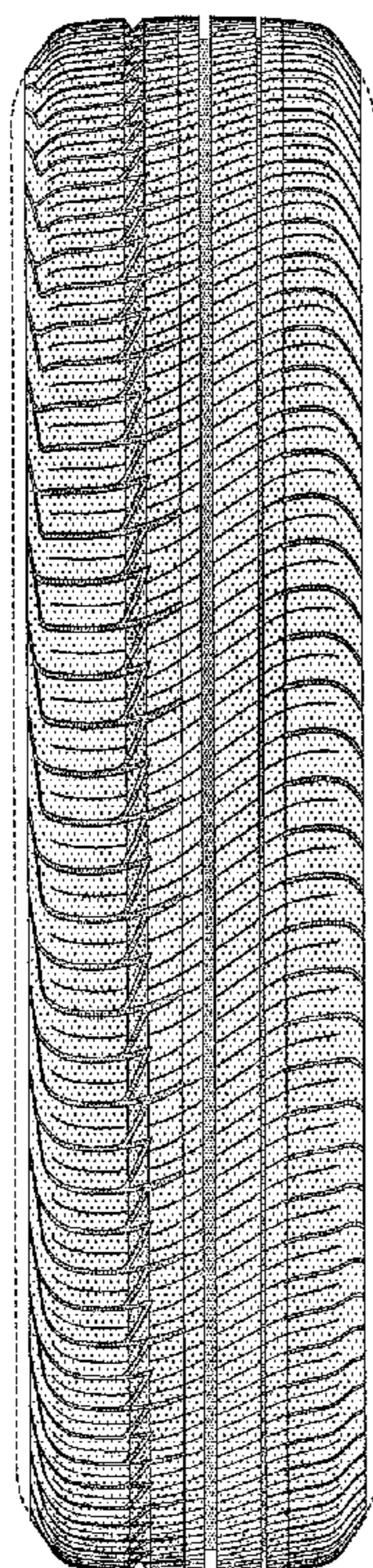
(57) **CLAIM**

The ornamental design for a tread portion of an automobile tire, as shown and described.


DESCRIPTION

FIG. 1 is a perspective view of a tread portion of an automobile tire according to my new design;
FIG. 2 is a front view thereof;
FIG. 3 is a top view thereof;
FIG. 4 is a right side view thereof;
FIG. 5 is a left side view thereof;
FIG. 6 is fragmentary enlarged view showing the details of the tread portion thereof; and,
FIG. 7 is a section view taken along line 7-7 in FIG. 6.
Broken lines in the drawing figures are used to show portions of the tire that are not being claimed, and thus form no part of the claimed design.

1 Claim, 7 Drawing Sheets



7
↑



7
↑

FIG. 1

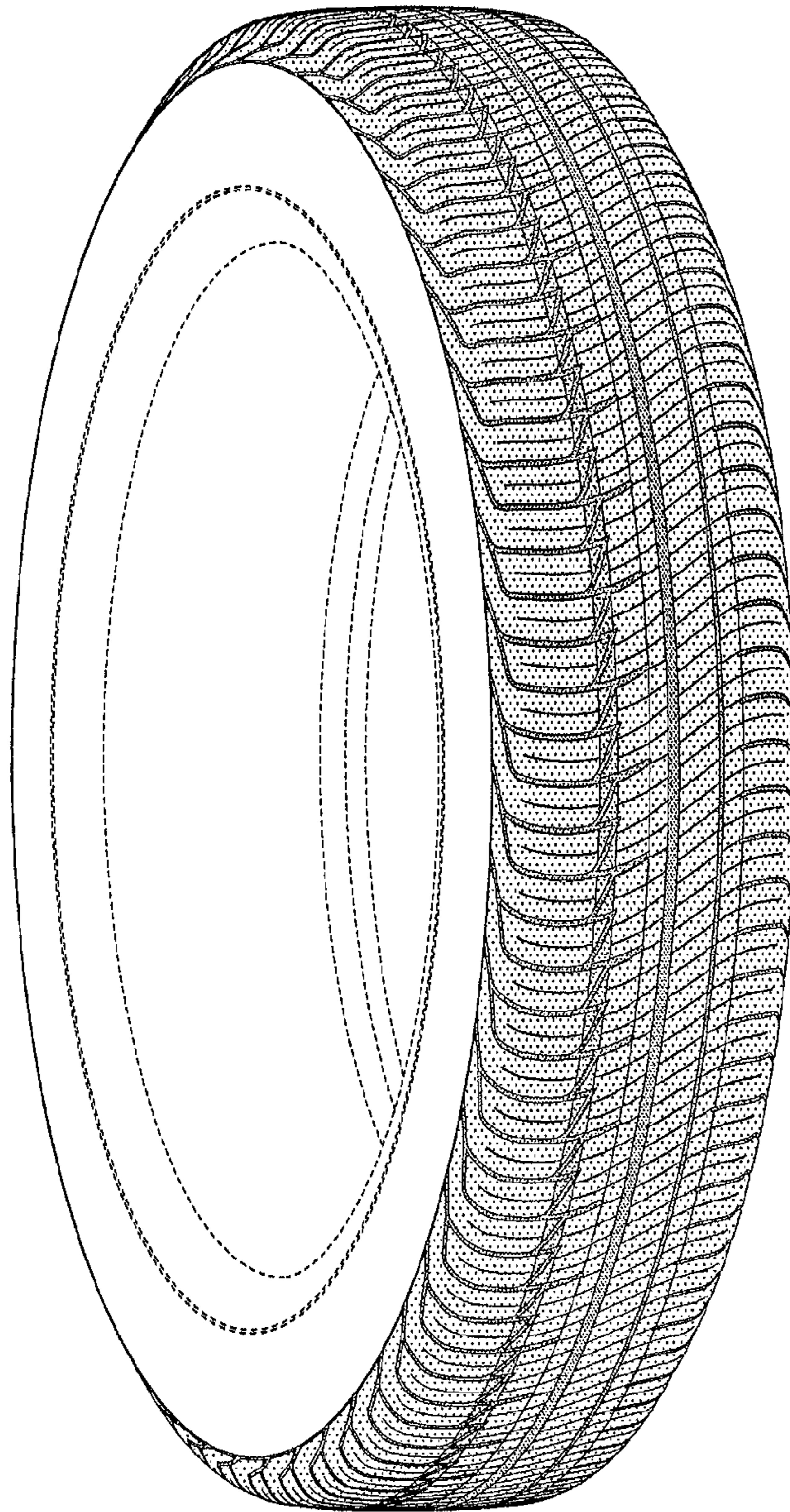


FIG. 2

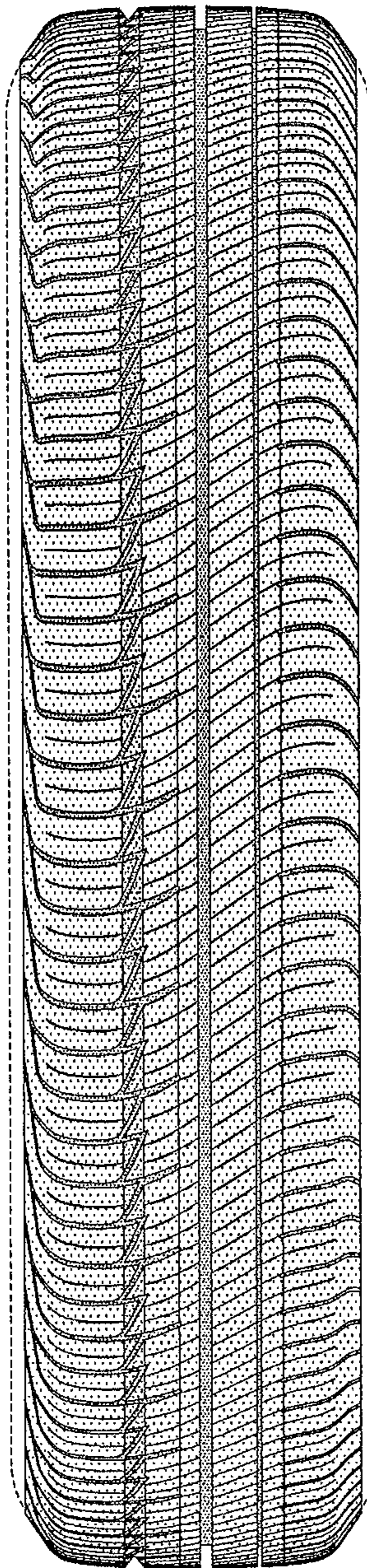


FIG. 3

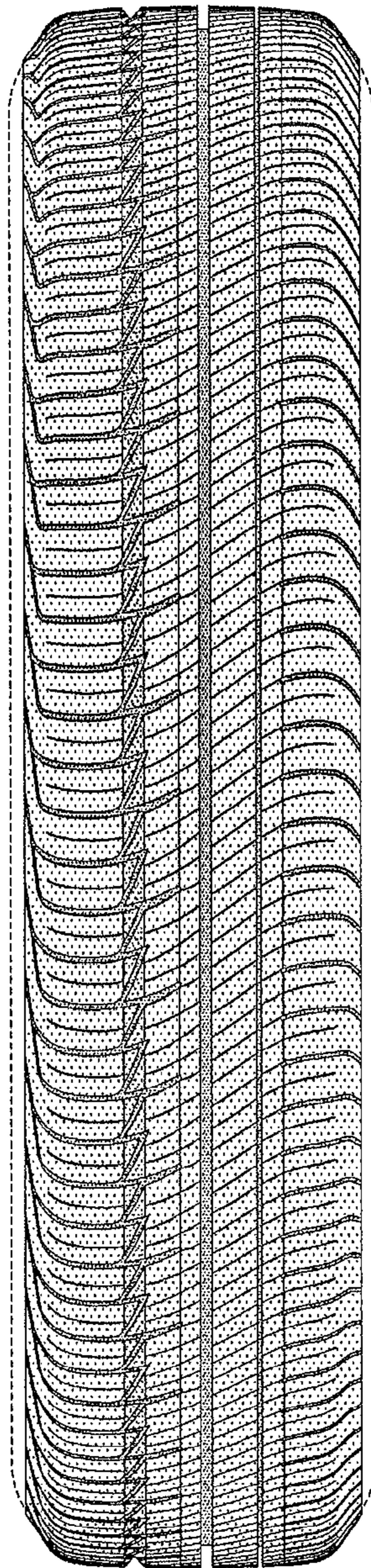


FIG. 4

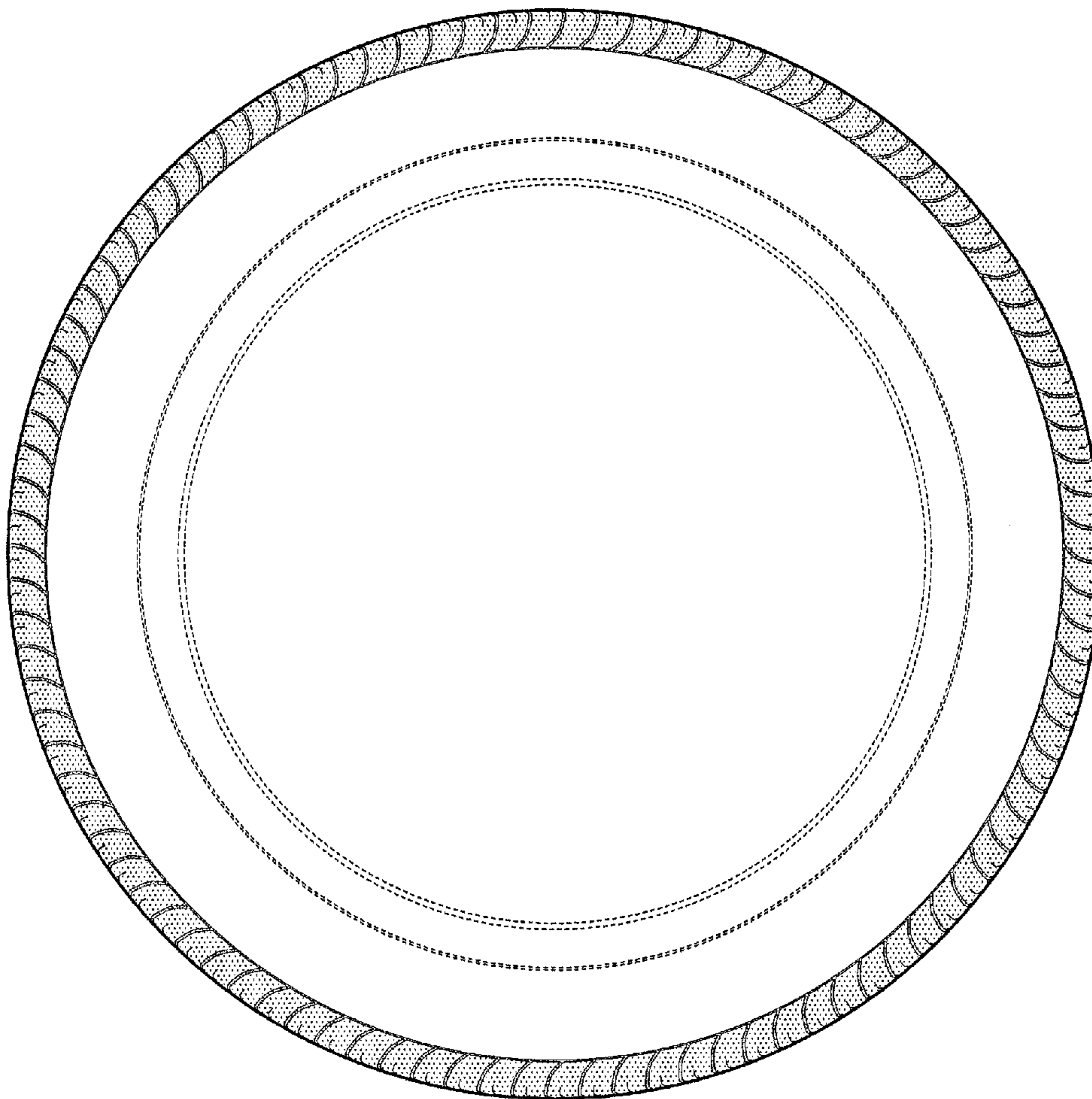


FIG. 5




FIG. 6




FIG. 7

