



US00D702178S

(12) **United States Design Patent**  
**Vidal, Jr.**

(10) **Patent No.:** **US D702,178 S**

(45) **Date of Patent:** **\*\* Apr. 8, 2014**

(54) **DECORATIVE HORNS FOR VEHICLES**

(71) Applicant: **Albert Henry Vidal, Jr.**, Tampa, FL  
(US)

(72) Inventor: **Albert Henry Vidal, Jr.**, Tampa, FL  
(US)

(73) Assignee: **Albert Vidal**, Tampa, FL (US)

(\*\*) Term: **14 Years**

(21) Appl. No.: **29/442,430**

(22) Filed: **Mar. 1, 2013**

(51) **LOC (10) Cl.** ..... **12-16**

(52) **U.S. Cl.**  
USPC ..... **D12/400**

(58) **Field of Classification Search**  
USPC ..... D12/400, 82-83, 197, 199, 421, 196,  
D12/210, 223, 190; 40/218, 101.1-101.5  
See application file for complete search history.

(56) **References Cited**

U.S. PATENT DOCUMENTS

D521,924 S \* 5/2006 Valeri ..... D12/400  
D522,956 S \* 6/2006 Valeri ..... D12/400

D534,476 S \* 1/2007 Valeri ..... D12/400  
D534,477 S \* 1/2007 Valeri ..... D12/400  
D534,478 S \* 1/2007 Valeri ..... D12/400  
D534,479 S \* 1/2007 Valeri ..... D12/400

\* cited by examiner

*Primary Examiner* — Katrina A Betton

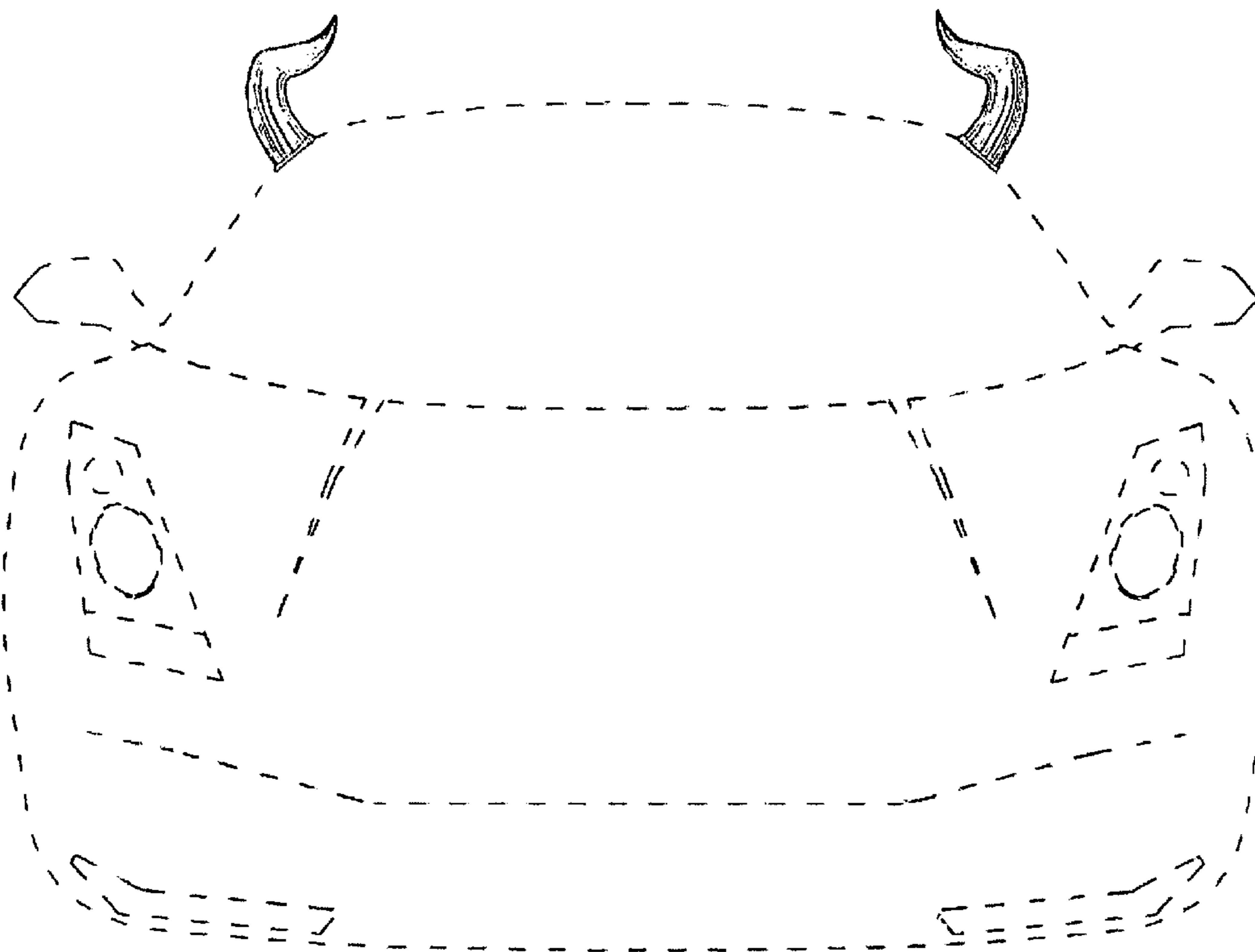
(57) **CLAIM**

The ornamental design for decorative horns for vehicles, as shown and described.

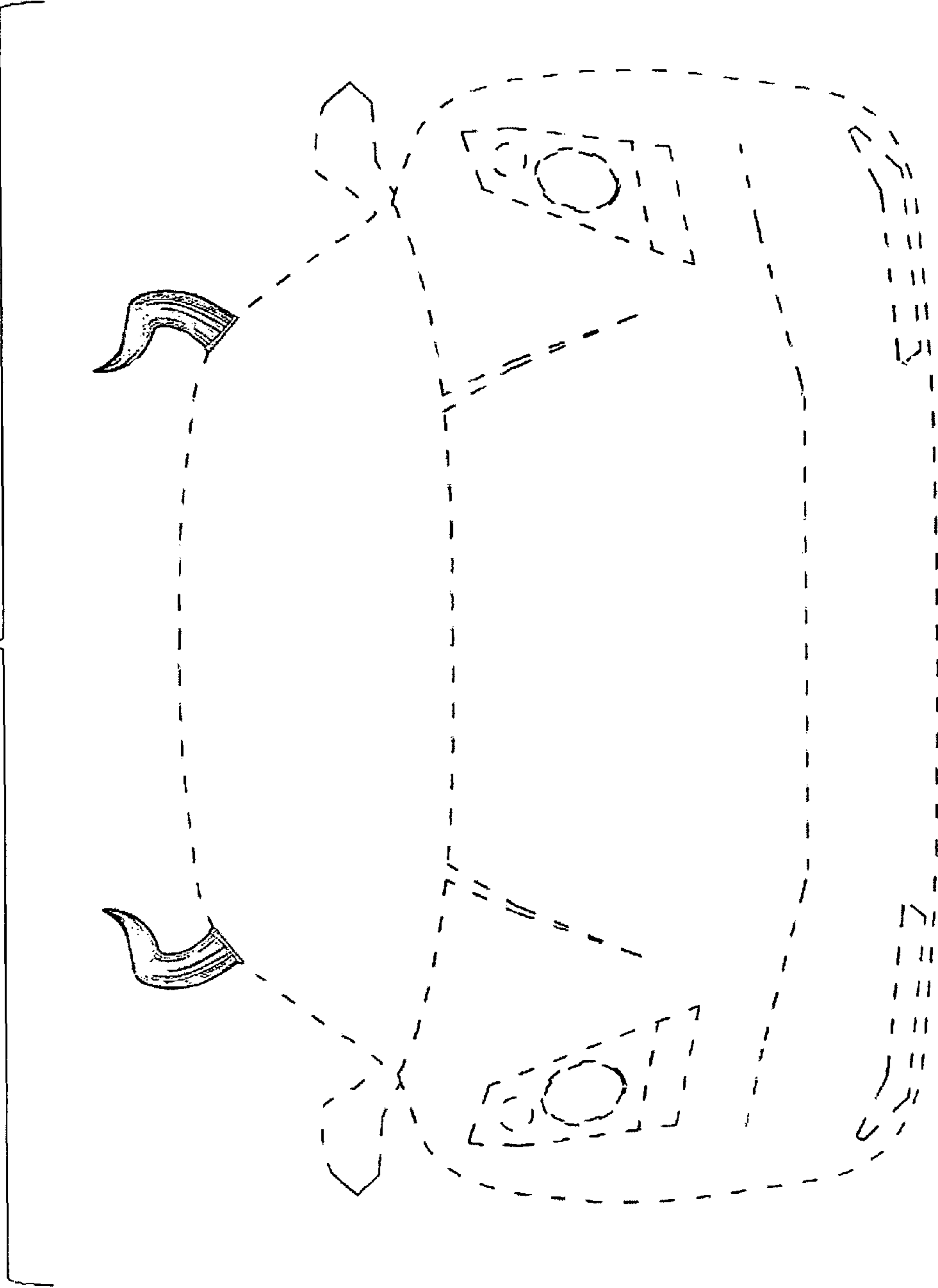
**DESCRIPTION**

FIG. 1 is an environmental view of the decorative horns for vehicles showing my new design.  
FIG. 2 is an environmental front perspective view thereof; and,  
FIG. 3 is a rear perspective view thereof.  
The broken line showing of the vehicle in FIG. 1 and FIG. 2 are for illustrative purposes only and forms no part of the claimed design.

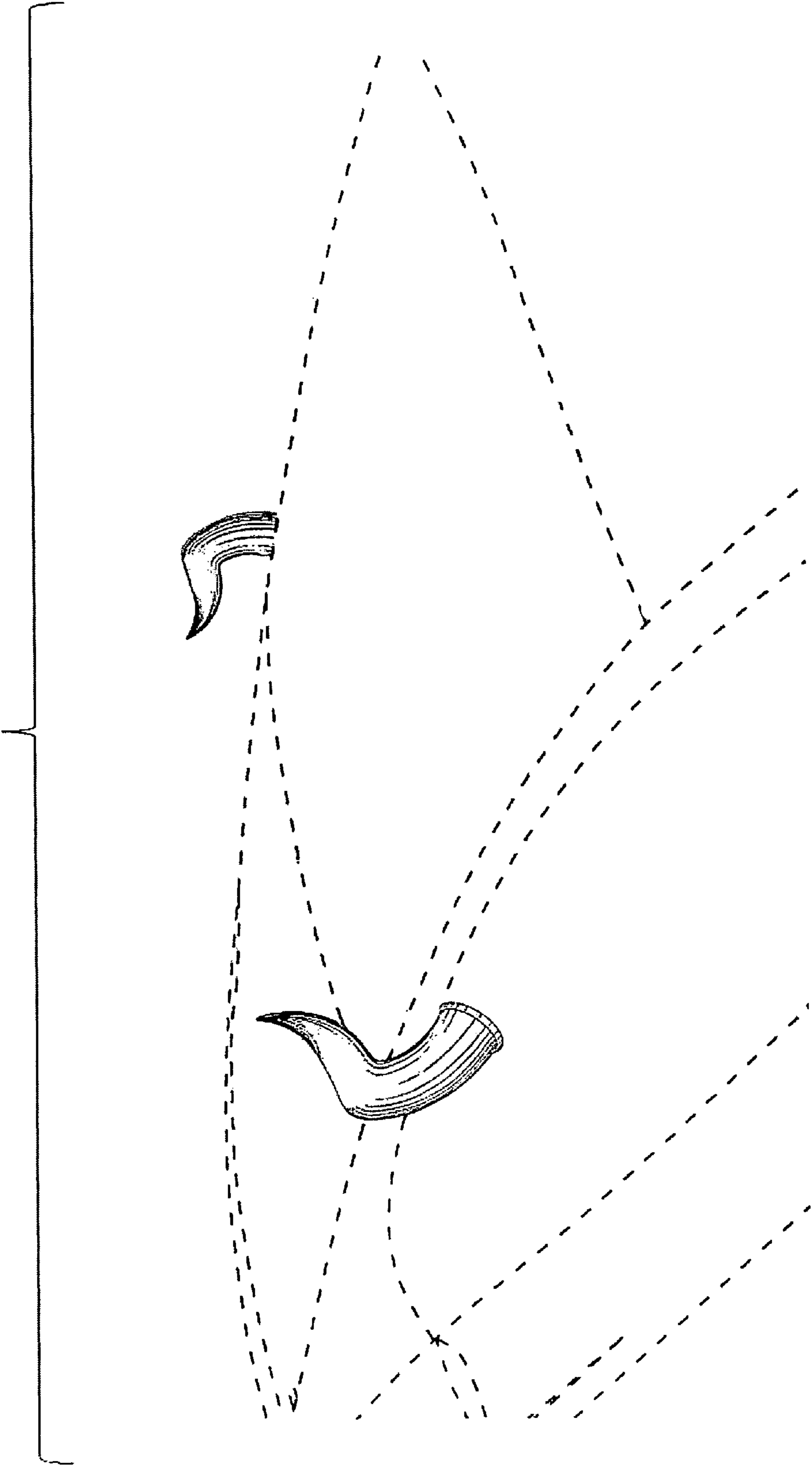
**1 Claim, 3 Drawing Sheets**



**Fig. 1**



**Fig. 2**



**Fig. 3**

