



US00D702174S

(12) **United States Design Patent**
Gordon

(10) **Patent No.:** **US D702,174 S**

(45) **Date of Patent:** **** *Apr. 8, 2014**

(54) **WHEEL CAP**

(71) Applicant: **Prestige Autotech Corporation**, Chino, CA (US)

(72) Inventor: **Chan Gordon**, Temple City, CA (US)

(73) Assignee: **Prestige Autotech Corporation**, Chino, CA (US)

(*) Notice: This patent is subject to a terminal disclaimer.

(**) Term: **14 Years**

(21) Appl. No.: **29/452,900**

(22) Filed: **Apr. 23, 2013**

(51) **LOC (10) Cl.** **12-16**

(52) **U.S. Cl.**
USPC **D12/213**

(58) **Field of Classification Search**
USPC D12/204-213; 301/37.101, 64.101, 65, 301/64.201
See application file for complete search history.

(56) **References Cited**

U.S. PATENT DOCUMENTS

D321,164 S * 10/1991 Gibson D12/213
D450,290 S * 11/2001 Schardt D12/213
D498,447 S * 11/2004 Kato D12/207

D585,801 S * 2/2009 Wang D12/207
D629,731 S * 12/2010 Wang D12/207
D662,869 S * 7/2012 Ballard D12/213

OTHER PUBLICATIONS

Prestigeautotechcorporation Catalog 2011/2012, cover and p. 4; enlarged photos of Item Nos. 904, 044, 522 (chrome with black accents), 810 (chrome), 810 (black), 811 (chrome), 811 (black), 813 (black with red inserts), 813 (black), 814 (chrome), 814 (black with red inserts), 814 (black), appearing on p. 4, 3 photographs of the center cap of each of the forgoing item Nos.

* cited by examiner

Primary Examiner — Stacia Cadmus

(74) *Attorney, Agent, or Firm* — Fulwider Patton LLP


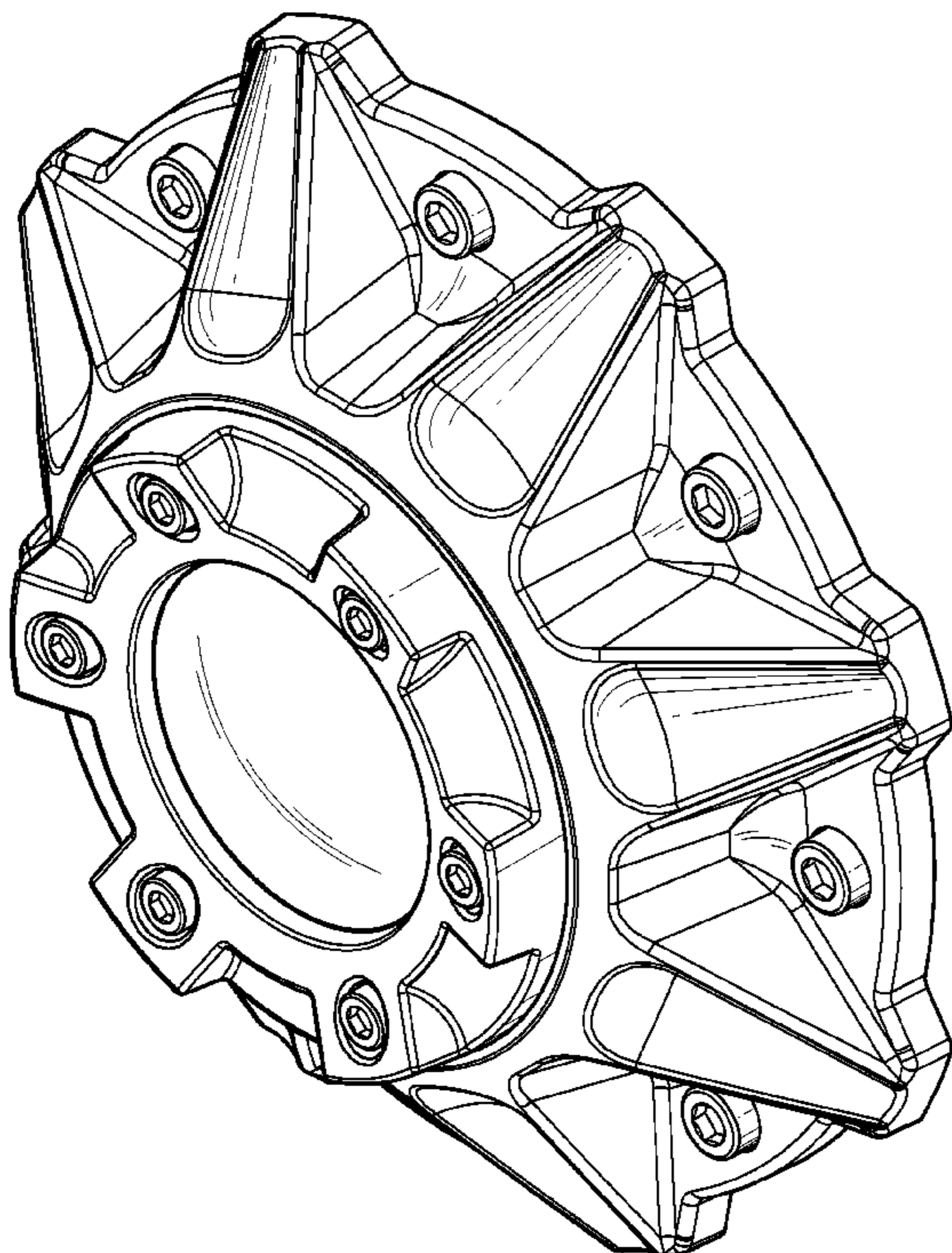
(57) **CLAIM**

The ornamental design for the wheel cap, as shown and described.

DESCRIPTION

FIG. 1 is a perspective view of the wheel cap showing my new design;
FIG. 2 is a front elevational view thereof;
FIG. 3 is a cross-sectional view taken along the line 3-3 of FIG. 2; and,
FIG. 4 is a cross-sectional view taken along the line 4-4 of FIG. 2.
The broken lines showing the environment are for illustrative purposes only and form no part of the claimed design.

1 Claim, 4 Drawing Sheets



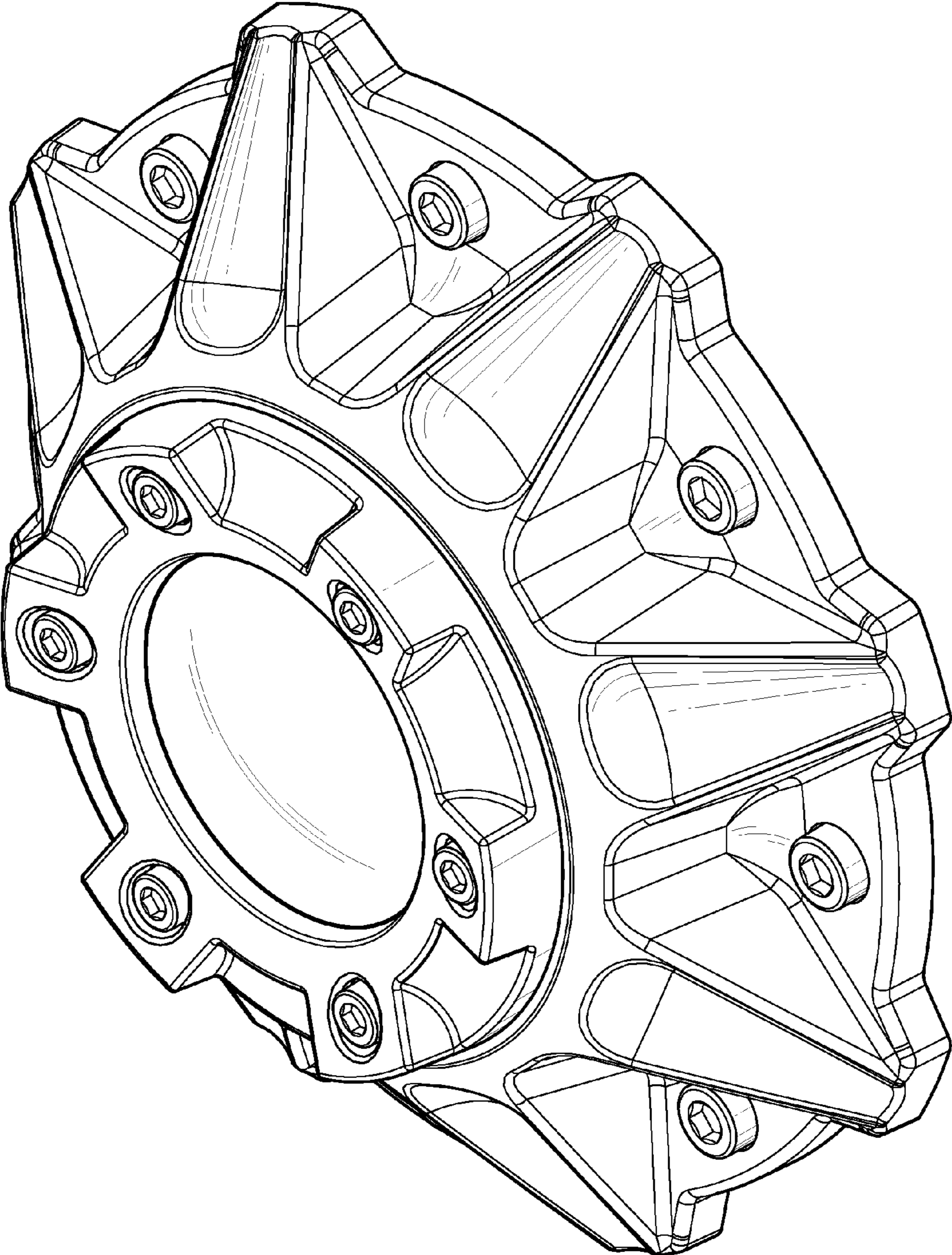


FIG. 1




FIG. 2

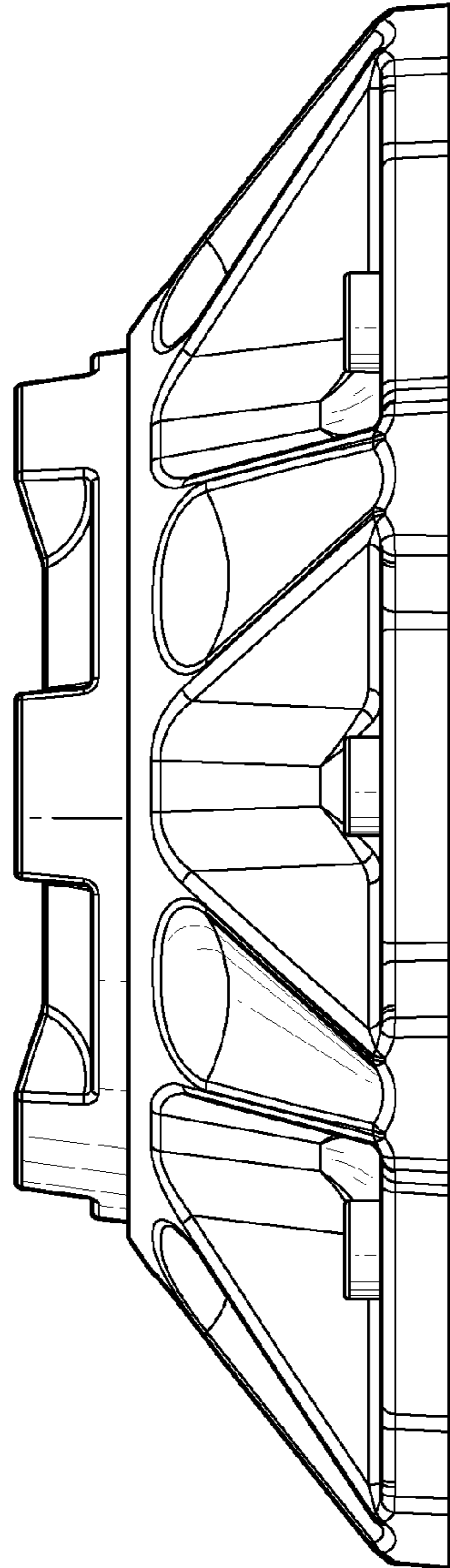


FIG. 3

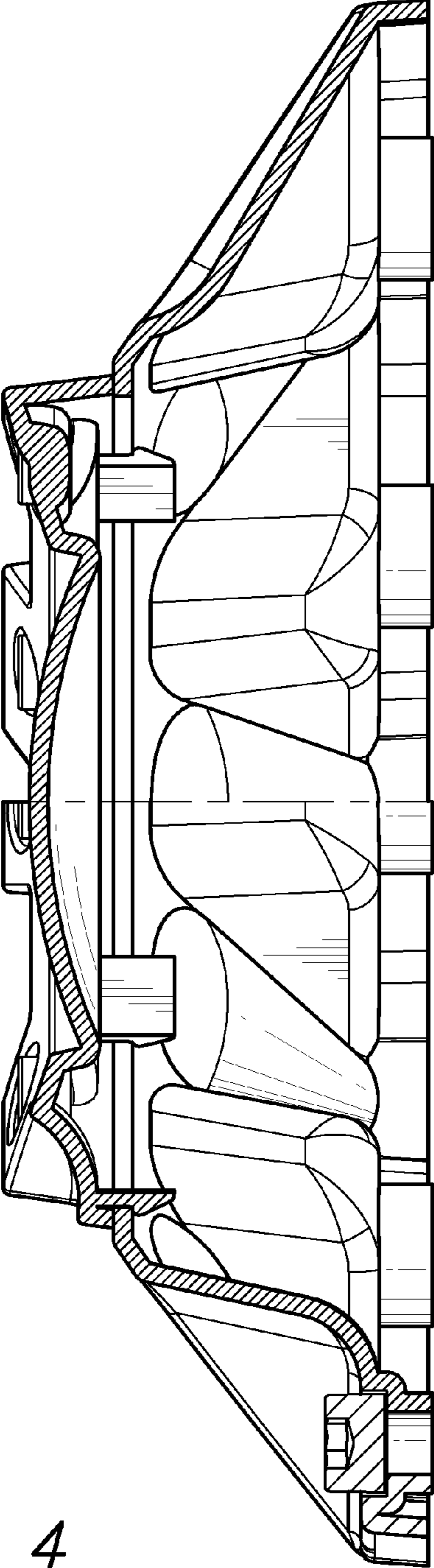


FIG. 4