



US00D702162S

(12) **United States Design Patent**
Heilaneh et al.

(10) **Patent No.:** **US D702,162 S**
(45) **Date of Patent:** **** Apr. 8, 2014**

(54) **VEHICLE BUMPER COMPONENT**

(71) Applicants: **Louis D. Heilaneh**, Lewisville, TX (US);
Derek Sancer, Corinth, TX (US); **Chris I. Ito**, Sugar Grove, IL (US);
Kunjithapadam Raghavendran, Denton, TX (US); **William J. Johnson**, Dallas, TX (US); **Scott D. Hite**, Pilot Point, TX (US)

(72) Inventors: **Louis D. Heilaneh**, Lewisville, TX (US);
Derek Sancer, Corinth, TX (US); **Chris I. Ito**, Sugar Grove, IL (US);
Kunjithapadam Raghavendran, Denton, TX (US); **William J. Johnson**, Dallas, TX (US); **Scott D. Hite**, Pilot Point, TX (US)

(73) Assignee: **PACCAR Inc**, Bellevue, WA (US)

(**) Term: **14 Years**

(21) Appl. No.: **29/449,163**

(22) Filed: **Mar. 14, 2013**

(51) **LOC (10) Cl.** **12-16**

(52) **U.S. Cl.**
USPC **D12/169**

(58) **Field of Classification Search**
USPC D12/169, 196, 171, 163, 216, 90-92,
D12/86; 296/180.1, 180.2; 293/113, 120,
293/102, 115, 117
See application file for complete search history.

(56) **References Cited**

U.S. PATENT DOCUMENTS

D248,156 S	6/1978	Tixier
D307,254 S	4/1990	Koske
D316,241 S	4/1991	Ray
D343,605 S	1/1994	Meryman
D364,371 S	11/1995	Ray
D381,946 S	8/1997	Delashaw

D391,212 S	2/1998	Meryman
D395,860 S	7/1998	Meryman
D400,144 S	10/1998	Hellhake
D401,198 S	11/1998	Mueller
D403,636 S	1/1999	Meryman
D411,494 S	6/1999	Meryman

(Continued)

OTHER PUBLICATIONS

“Class Pays, Truck Models,” Peterbilt Motors Company, Denton, Texas, Mar. 2005, 24•page brochure.

(Continued)

Primary Examiner — Eric Goodman

Assistant Examiner — Jennifer Watkins

(74) *Attorney, Agent, or Firm* — Christensen O’Connor Johnson Kindness PLLC

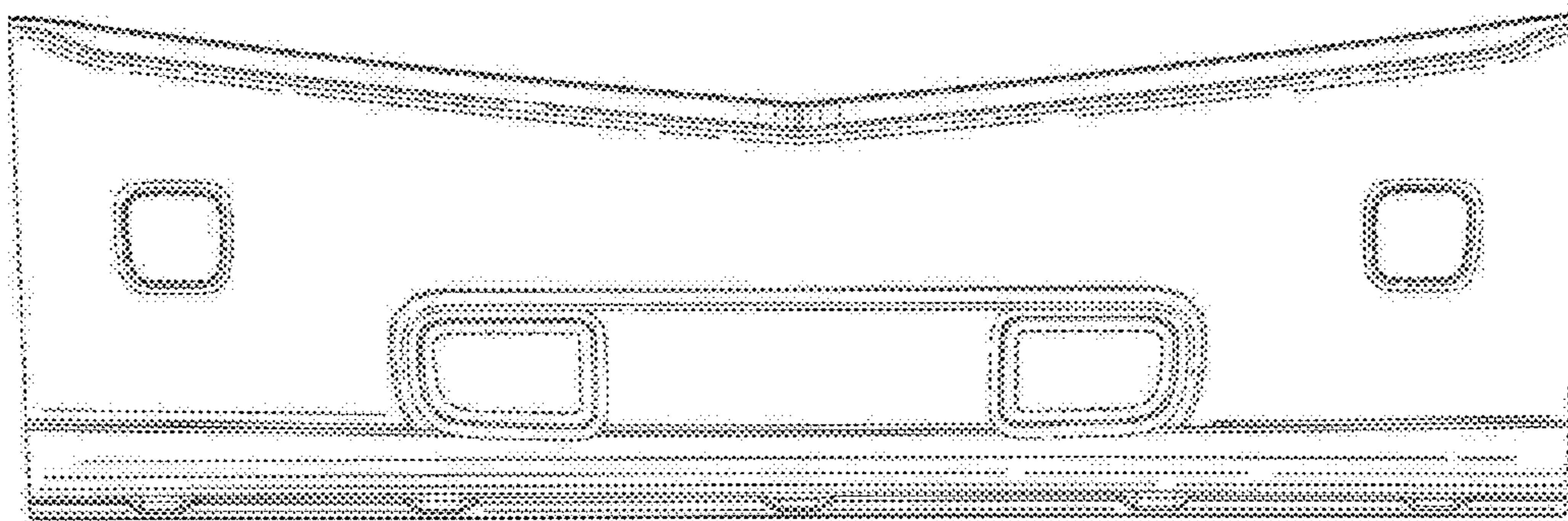
(57) **CLAIM**

The ornamental design for a vehicle bumper component, as shown and described.

DESCRIPTION

FIG. 1 is a top perspective view of a vehicle bumper component for a vehicle according to our new design;
FIG. 2 is a bottom perspective view of the vehicle bumper component of FIG. 1
FIG. 3 is a front view of the vehicle bumper component of FIG. 1;
FIG. 4 is a left side view of vehicle bumper component of FIG. 1;
FIG. 5 is a right side view of vehicle bumper component of FIG. 1;
FIG. 6 is a top view of the vehicle bumper component of FIG. 1; and,
FIG. 7 is a bottom view of the vehicle bumper component of FIG. 1.
The rear of the vehicle bumper component is unornamented. The broken lines of FIGS. 1 and 2 are for illustrative purposes only and forms no part of the claimed design.

1 Claim, 4 Drawing Sheets



(56)

References Cited

U.S. PATENT DOCUMENTS

D412,689 S 8/1999 Onopa
 D423,429 S 4/2000 Hickman
 D429,669 S 8/2000 Cook
 D442,132 S 5/2001 Weidhase
 D443,853 S 6/2001 Barraclough
 D450,277 S 11/2001 Onopa
 D458,565 S 6/2002 Maher
 D460,023 S 7/2002 Beigel
 D460,030 S 7/2002 Duckett
 D465,749 S 11/2002 Beigel
 D466,450 S 12/2002 Maher
 D466,847 S 12/2002 Waskow
 6,520,553 B2 2/2003 Muramatsu
 D471,494 S 3/2003 Chan
 D475,663 S 6/2003 Chiang
 D475,664 S 6/2003 Chiang
 D476,929 S 7/2003 Dozier
 D477,258 S 7/2003 Hayashi
 D478,027 S 8/2003 Chiang
 D478,028 S 8/2003 Chiang
 D482,302 S 11/2003 Dozier
 D483,707 S 12/2003 Satou
 D488,749 S 4/2004 Ikuma
 D490,749 S 6/2004 Satou
 D491,496 S 6/2004 Metros
 D491,848 S 6/2004 Metros
 D491,851 S 6/2004 Perfetti
 D492,627 S 7/2004 Metros
 D492,628 S 7/2004 Bond
 D492,801 S 7/2004 Metros
 D494,898 S 8/2004 Metros
 D497,577 S 10/2004 Metros
 D497,581 S 10/2004 Conway
 D497,851 S 11/2004 Metros
 D498,716 S 11/2004 Maeda
 D501,809 S 2/2005 Metros
 D504,850 S 5/2005 Gunter
 D512,351 S 12/2005 Hattori
 D515,989 S 2/2006 Choi
 D518,424 S 4/2006 Clark
 D519,067 S 4/2006 Steere
 D519,068 S 4/2006 Clark
 D519,069 S 4/2006 Clark
 D530,653 S 10/2006 Angelo
 D531,940 S 11/2006 McCuller
 D540,722 S 4/2007 Angelo
 D543,914 S 6/2007 Lai
 D545,248 S 6/2007 Angelo
 D551,601 S 9/2007 Tabata
 D563,840 S 3/2008 Simons
 D565,484 S 4/2008 Johnson
 D566,009 S * 4/2008 Beigel et al. D12/96
 D584,664 S 1/2009 Johnson
 D584,665 S 1/2009 Johnson et al.

D588,507 S 3/2009 Opfer
 D589,846 S 4/2009 Tanaka
 D595,624 S 7/2009 Wagner
 D612,778 S 3/2010 Beigel
 D621,752 S 8/2010 Angelo
 D626,470 S 11/2010 Komuro
 D633,419 S 3/2011 Peltola
 D645,799 S 9/2011 Beigel
 D647,013 S 10/2011 Ito
 D653,999 S 2/2012 Peltola
 D655,652 S 3/2012 Hanson
 D671,049 S 11/2012 Davidson
 D671,051 S 11/2012 Davidson
 2008/0265591 A1 * 10/2008 Tolani 293/120
 2010/0181786 A1 7/2010 Tejler

OTHER PUBLICATIONS

“Class Pays,” Peterbilt Motors Company, Denton, Texas, Nov. 1998, 10•page brochure.
 “Class Pays,” Peterbilt Motors Company, Denton, Texas, Sep. 1997, 10•page brochure.
 “Kenworth Truck Models,” Kenworth Truck Company, Kirkland, Washington, 2010, 16•page brochure.
 “Model 378,” Peterbilt Motors Company, Denton, Texas, Mar. 1998, 3•page brochure.
 “Model 387,” Peterbilt Motors Company, Denton, Texas, Oct. 2002, 2•page brochure.
 “T2000,” Kenworth Truck Company, Kirkland, Washington, 1999, 20•page brochure.
 “T2000,” Kenworth Truck Company, Kirkland, Washington, 2002, 20•page brochure.
 “T2000,” Kenworth Truck Company, Kirkland, Washington, 2005, 20•page brochure.
 “T300,” Kenworth Truck Company, Kirkland, Washington, 1997, 5•page brochure.
 “T440,” Kenworth Truck Company, Kirkland, Washington, 2010, 2•page brochure.
 “T440,” Kenworth Truck Company, Kirkland, Washington, 2010, 6•page brochure.
 “T470,” Kenworth Truck Company, Kirkland, Washington, 2010, 6•page brochure.
 “T600,” Kenworth Truck Company, Kirkland, Washington, 2002, 28•page brochure.
 “T600,” Kenworth Truck Company, Kirkland, Washington, 2005, 24•page brochure.
 “T660,” Kenworth Truck Company, Kirkland, Washington, 2007, 36•page brochure.
 “T660,” Kenworth Truck Company, Kirkland, Washington, 2009, 36•page brochure.
 “T700,” Kenworth Truck Company, Kirkland, Washington, 2010, 6•page brochure.
 “T800B,” Kenworth Truck Company, Kirkland, Washington, 1993, 8•page brochure.

* cited by examiner

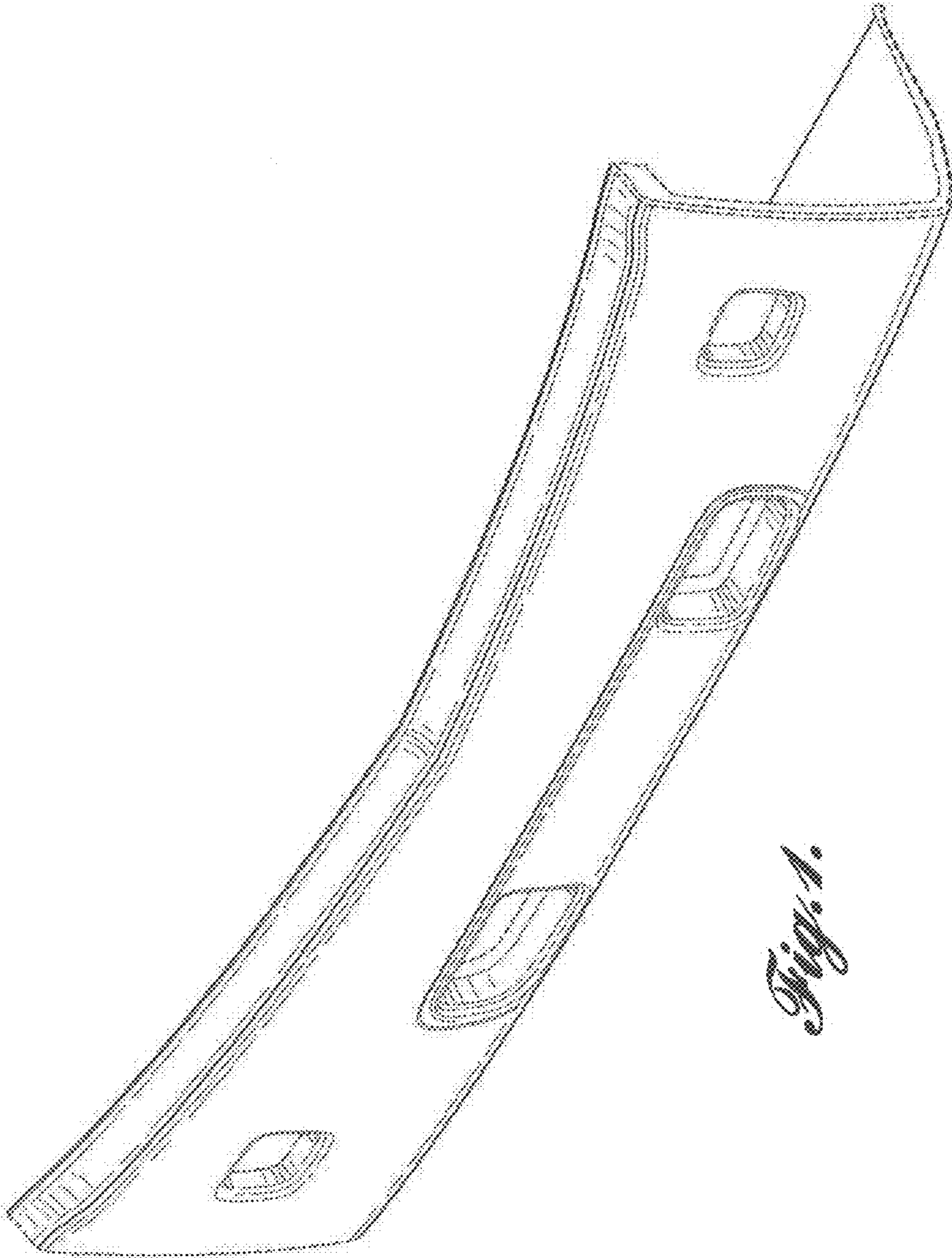
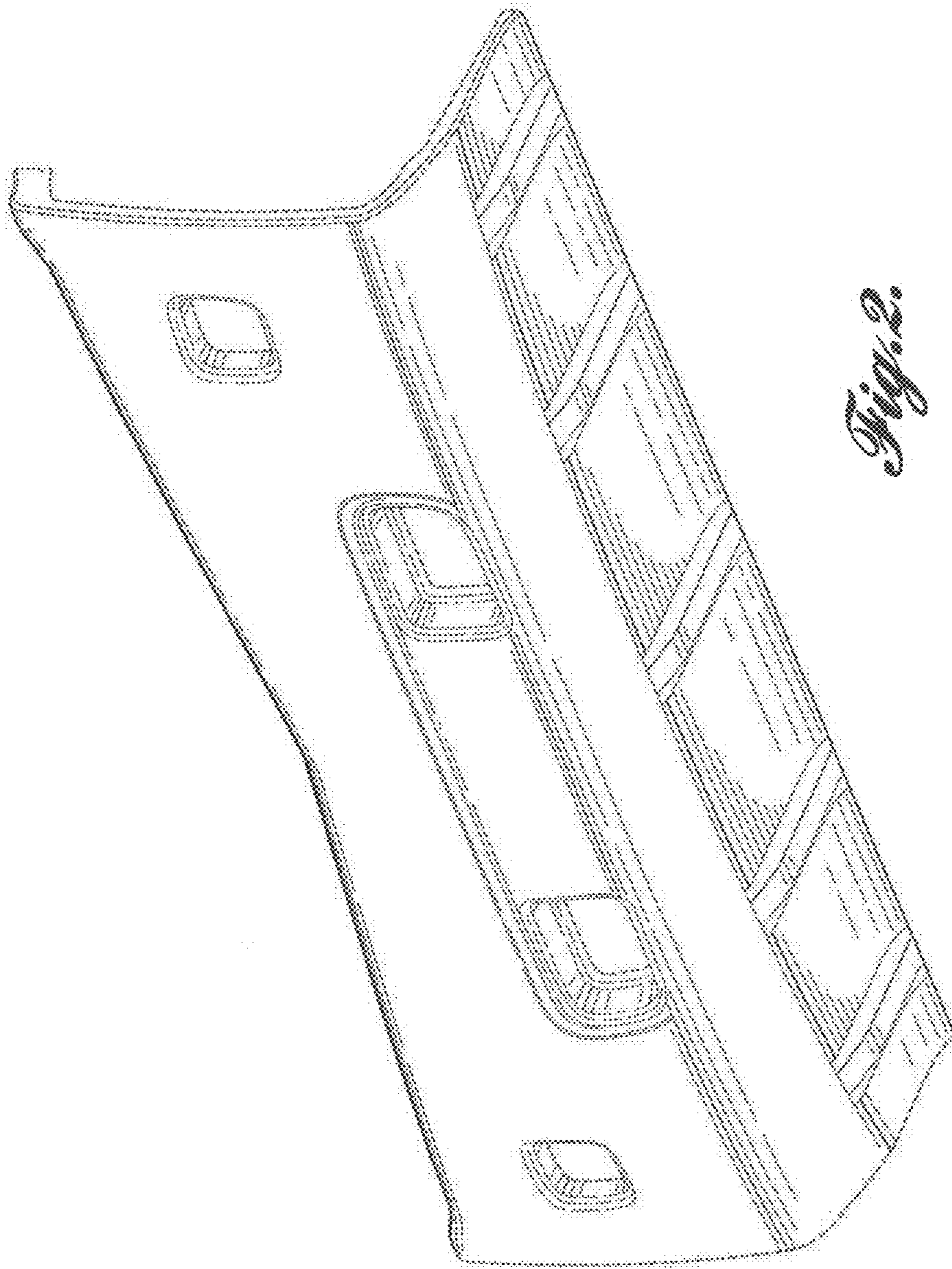


Fig. 1.



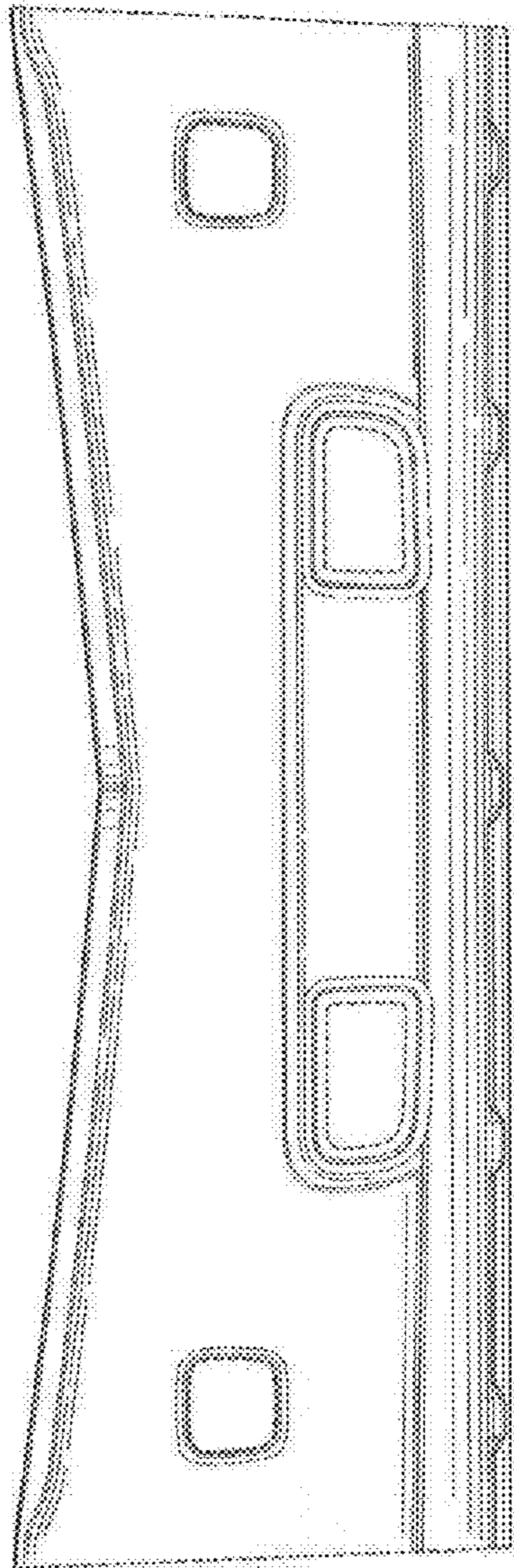


Fig. 3.

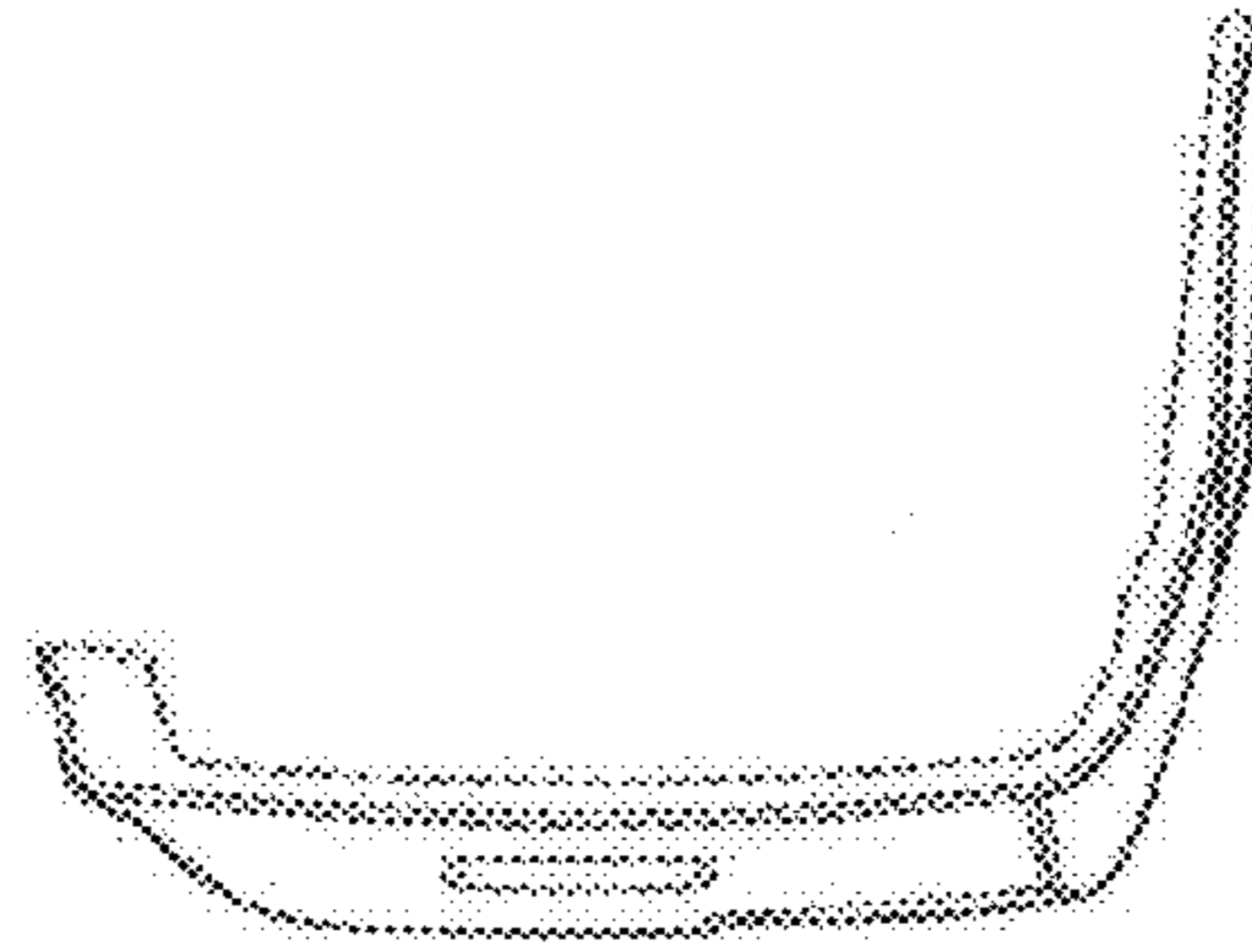


Fig. 5.




Fig. 4.

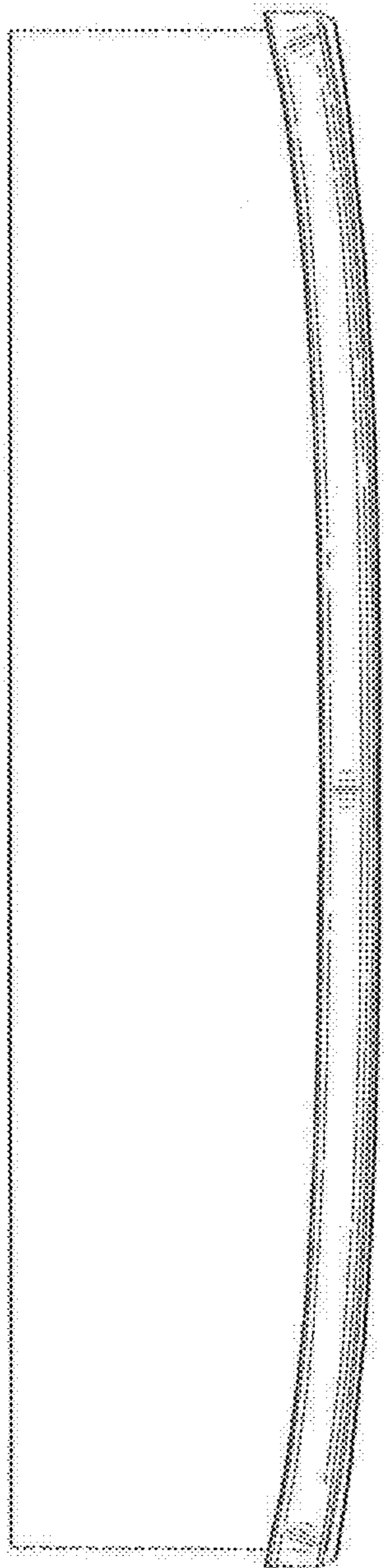


Fig. 6.

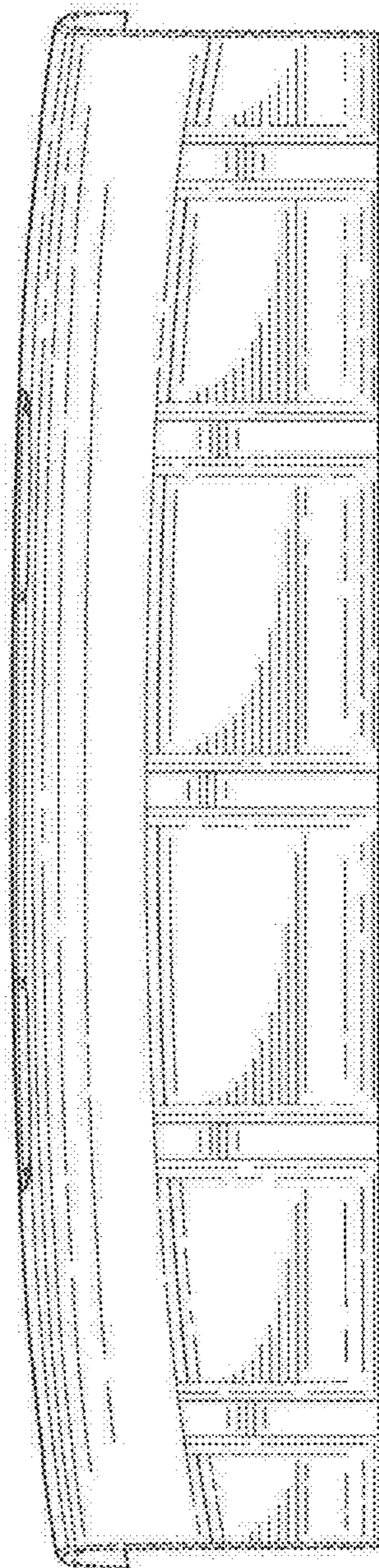


Fig. 7.

UNITED STATES PATENT AND TRADEMARK OFFICE
CERTIFICATE OF CORRECTION

PATENT NO. : D702,162 S
APPLICATION NO. : 29/449163
DATED : April 8, 2014
INVENTOR(S) : L. D. Heilaneh et al.

Page 1 of 1

It is certified that error appears in the above-identified patent and that said Letters Patent is hereby corrected as shown below:

On the Title Page

<u>COLUMN</u>	<u>LINE</u>	<u>ERROR</u>
(57) Pg. 1, col. 2	Description 7 of text	“view of vehicle bumper” should read --view of the vehicle bumper--
(57) Pg. 1, col. 2	Description 9 of text	“view of vehicle bumper” should read --view of the vehicle bumper--
(57) Pg. 1, col. 2	Description 17 of text	“and forms no part” should read --and form no part--

Signed and Sealed this
Twenty-first Day of October, 2014



Michelle K. Lee
Deputy Director of the United States Patent and Trademark Office