

US00D702159S

(12) **United States Design Patent**  
**Futschik et al.**

(10) **Patent No.:** **US D702,159 S**  
(45) **Date of Patent:** **\*\* Apr. 8, 2014**

(54) **FRONT BUMPER FOR A VEHICLE**

(75) Inventors: **Hans-Dieter Futschik**, Stuttgart (DE);  
**Robert Lesnik**, Stuttgart (DE); **Gorden**  
**Wagener**, Stuttgart (DE)

(73) Assignee: **Daimler AG**, Stuttgart (DE)

(\*\*) Term: **14 Years**

(21) Appl. No.: **29/419,084**

(22) Filed: **Apr. 25, 2012**

(30) **Foreign Application Priority Data**

Oct. 28, 2011 (DE) ..... 402011005330

(51) **LOC (10) Cl.** ..... **12-16**

(52) **U.S. Cl.**  
USPC ..... **D12/169**

(58) **Field of Classification Search**  
USPC ..... D12/169, 216, 90–92, 86, 171, 196,  
D12/163; 293/102, 113, 115, 117, 120;  
296/180.1, 180.2  
See application file for complete search history.

(56) **References Cited**

**U.S. PATENT DOCUMENTS**

D513,600 S 1/2006 Pfeiffer et al.  
D514,027 S 1/2006 Pfeiffer et al.  
D559,745 S \* 1/2008 Hieke ..... D12/169  
D636,303 S \* 4/2011 Frei et al. .... D12/169  
D656,871 S \* 4/2012 Fetherston et al. .... D12/169

D664,901 S \* 8/2012 Futschik et al. .... D12/169  
D690,628 S \* 10/2013 Minamisawa et al. .... D12/169  
D695,163 S \* 12/2013 Scheinhutte ..... D12/169

\* cited by examiner

*Primary Examiner* — Melody Brown

(74) *Attorney, Agent, or Firm* — Crowell & Moring LLP

(57) **CLAIM**

The ornamental design for a front bumper for a vehicle, as shown and described.

**DESCRIPTION**

This application contains subject matter related to the following co-pending U.S. design patent applications:

Application Ser. No. 29/419,073, filed herewith and entitled “Vehicle, Toy, and/or Replicas Thereof”;

Application Ser. No. 29/419,074, filed herewith and entitled “Front Portion of a Vehicle, Toy, and/or Replicas Thereof”; and

Application Ser. No. 29/419,075, filed herewith and entitled “Front Portion of a Vehicle, Toy, and/or Replicas Thereof”.

FIG. 1 is a left perspective view of a front bumper for a vehicle according to our design;

FIG. 2 is a front view thereof;

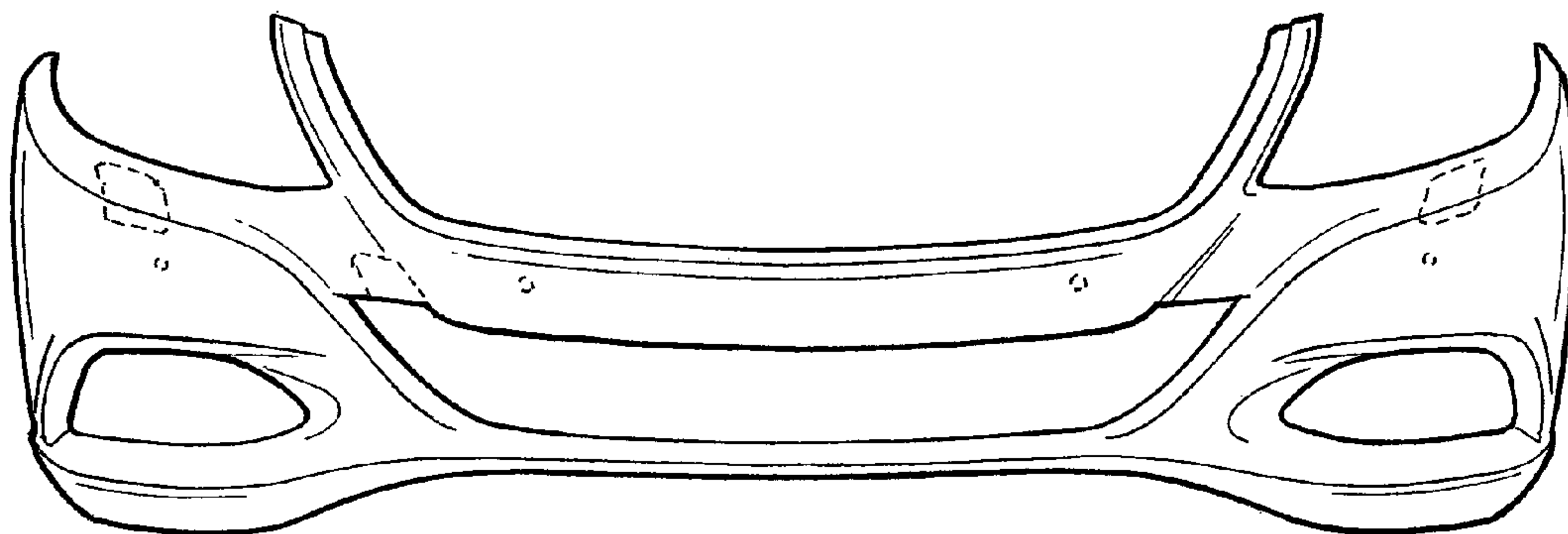
FIG. 3 is a right side view thereof, the left side view being mirror symmetrical;

FIG. 4 is a top view thereof; and,

FIG. 5 is a bottom view thereof.

The broken lines are for illustrative purposes only and form no part of the claimed design.

**1 Claim, 3 Drawing Sheets**



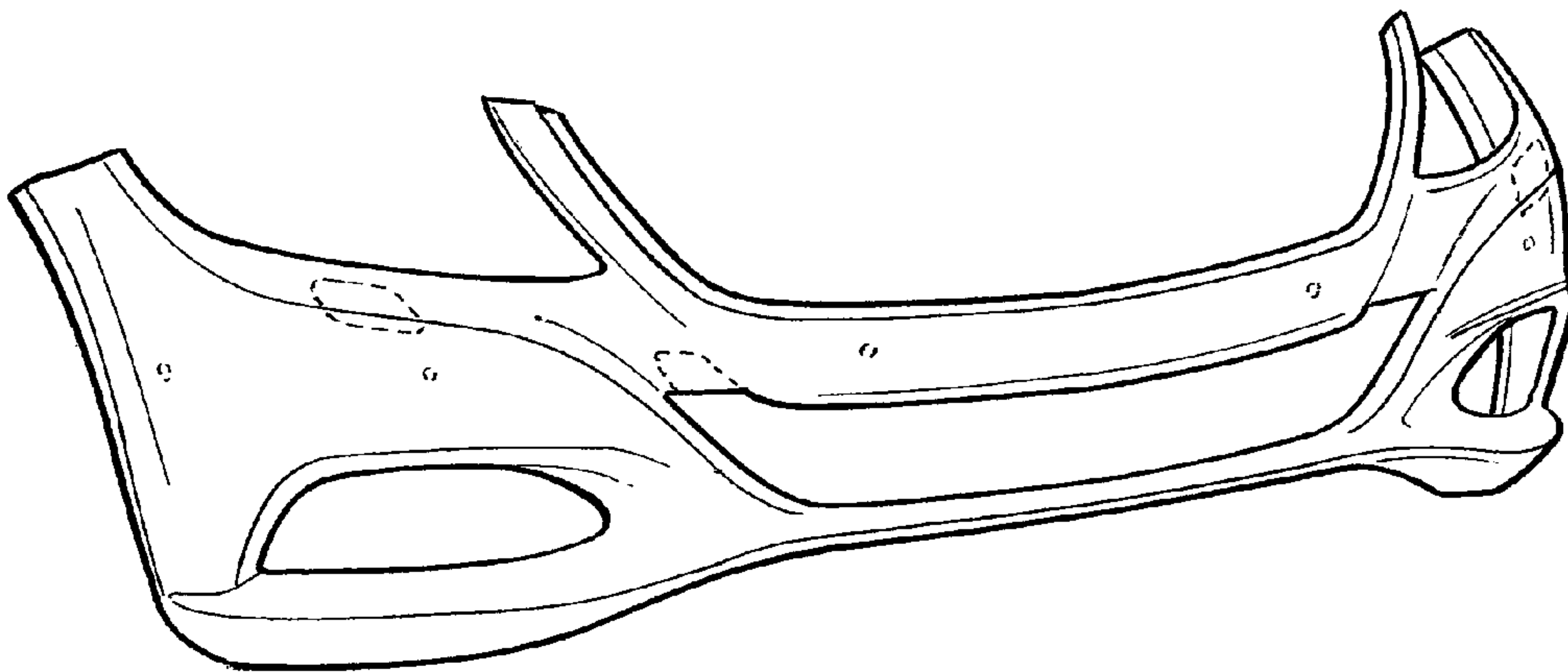


FIG. 1

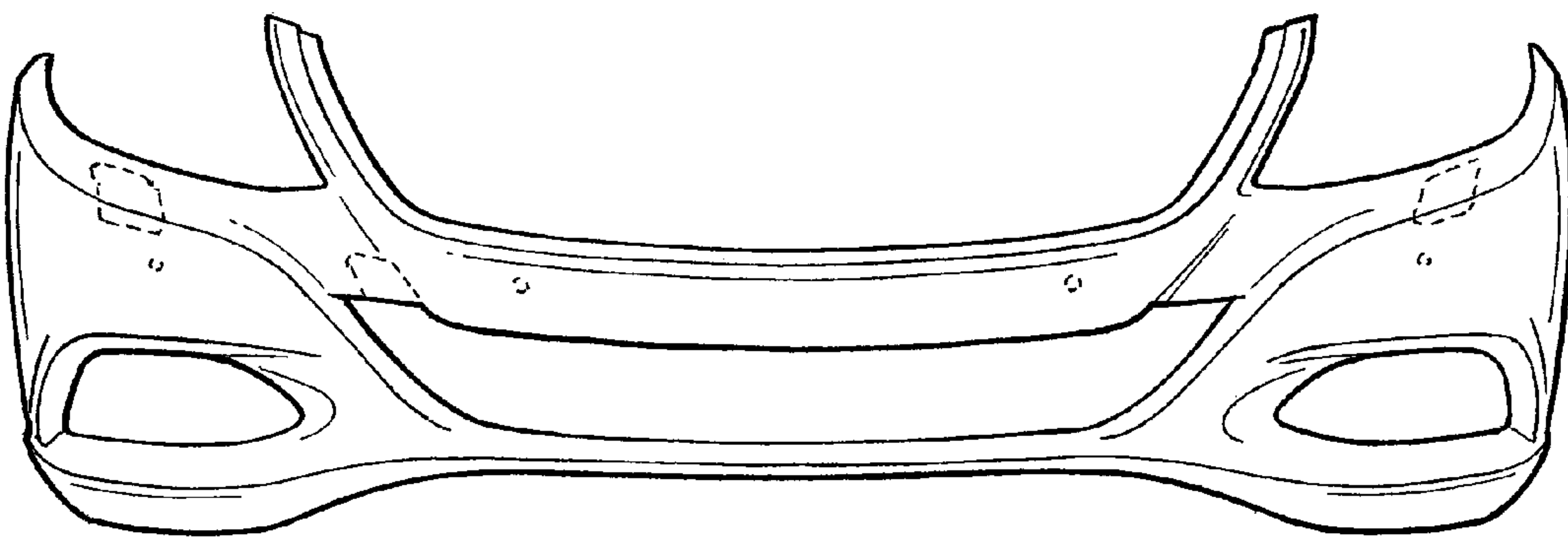


FIG. 2

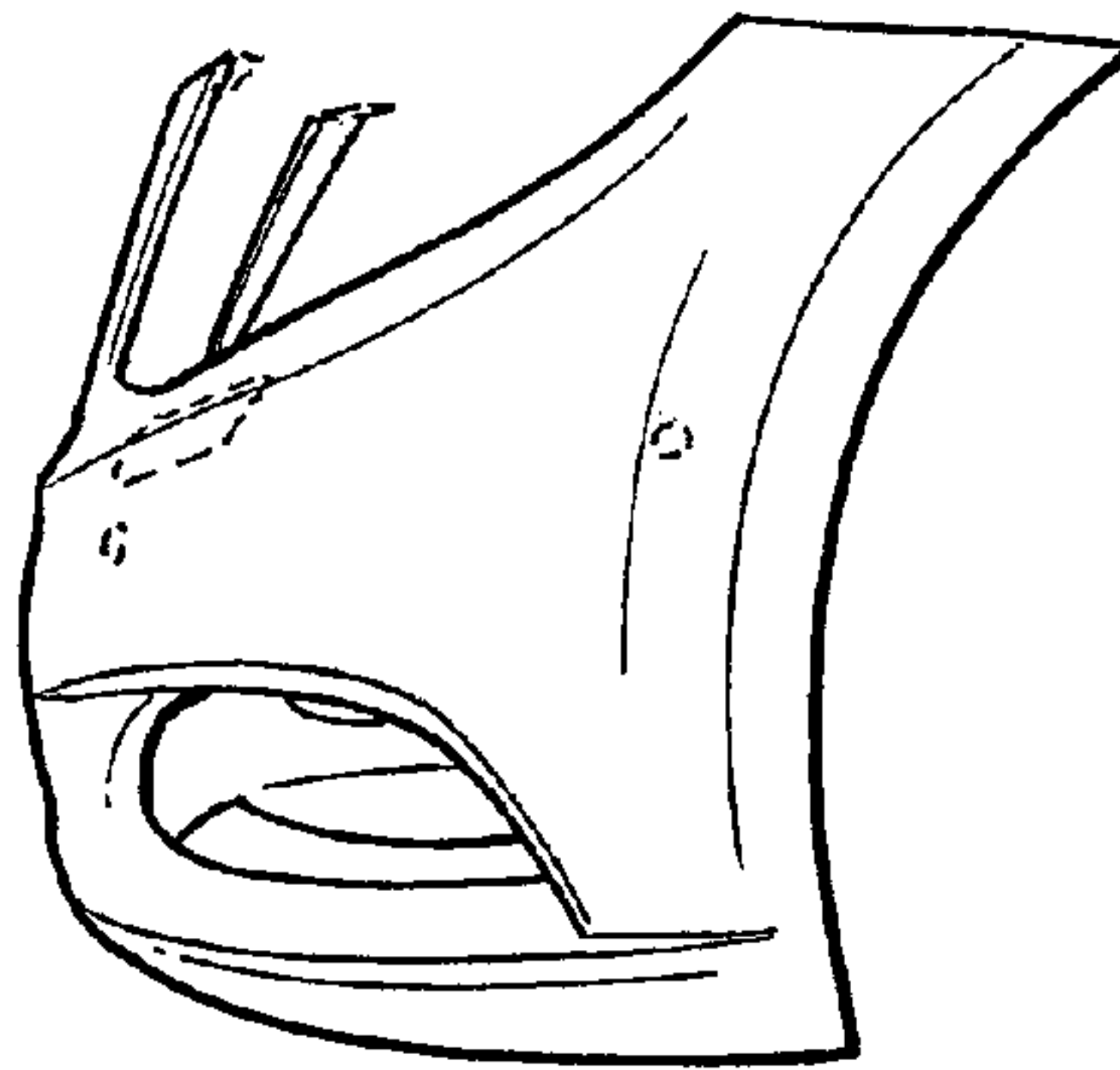


FIG. 3



FIG. 4

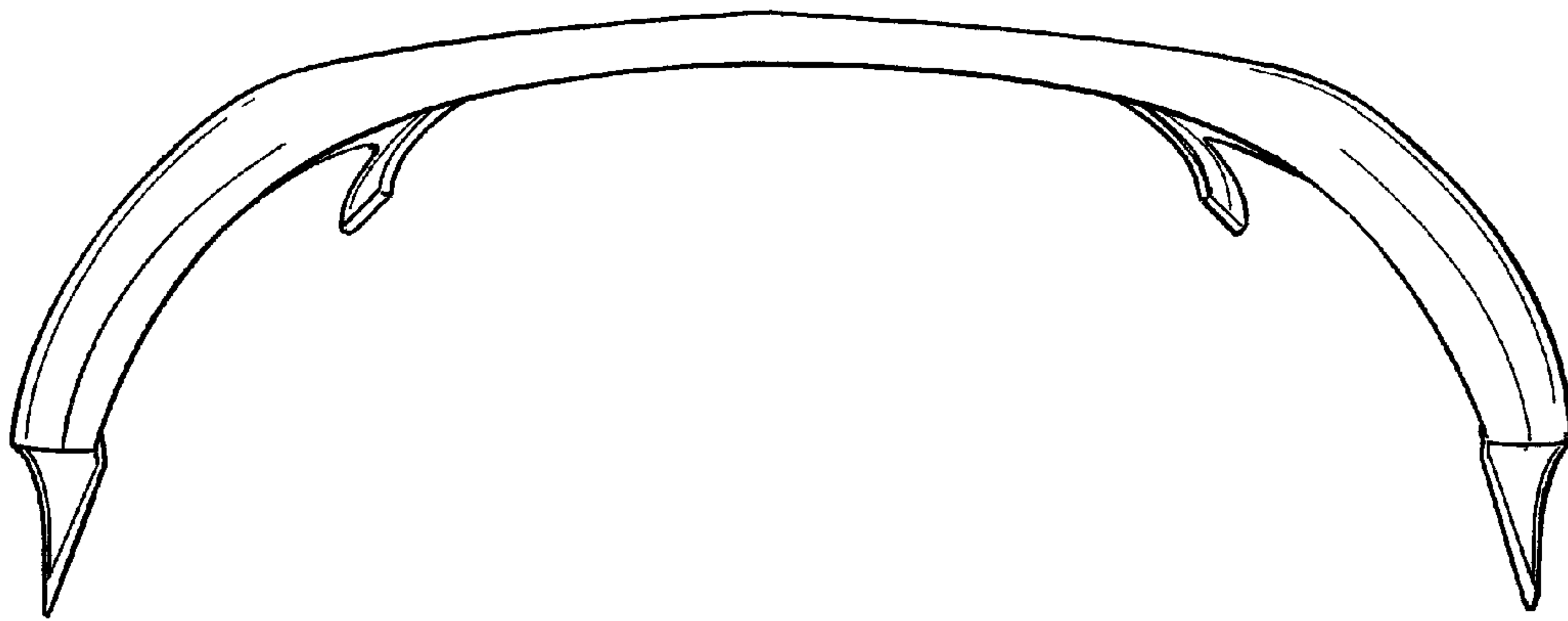


FIG. 5