



US00D702156S

(12) **United States Design Patent**
Futschik et al.

(10) **Patent No.:** **US D702,156 S**
(45) **Date of Patent:** **** Apr. 8, 2014**

(54) **REAR PORTION OF A VEHICLE, TOY,
AND/OR REPLICAS THEREOF**

Primary Examiner — Melody Brown
(74) *Attorney, Agent, or Firm* — Crowell & Moring LLP

(75) Inventors: **Hans-Dieter Futschik**, Stuttgart (DE);
Robert Lesnik, Stuttgart (DE); **Gorden
Wagener**, Stuttgart (DE)

(57) **CLAIM**
The ornamental design for a rear portion of a vehicle, toy,
and/or replicas thereof, as shown and described.

(73) Assignee: **Daimler AG**, Stuttgart (DE)

DESCRIPTION

(**) Term: **14 Years**

(21) Appl. No.: **29/419,078**

(22) Filed: **Apr. 25, 2012**

(30) **Foreign Application Priority Data**

Oct. 26, 2011 (DE) 402011005283

(51) **LOC (10) Cl.** **12-16**

(52) **U.S. Cl.**
USPC **D12/164**

(58) **Field of Classification Search**
USPC D12/86, 90-92, 162; D21/424, 433,
D21/434; 296/181.1, 181.5

See application file for complete search history.

(56) **References Cited**

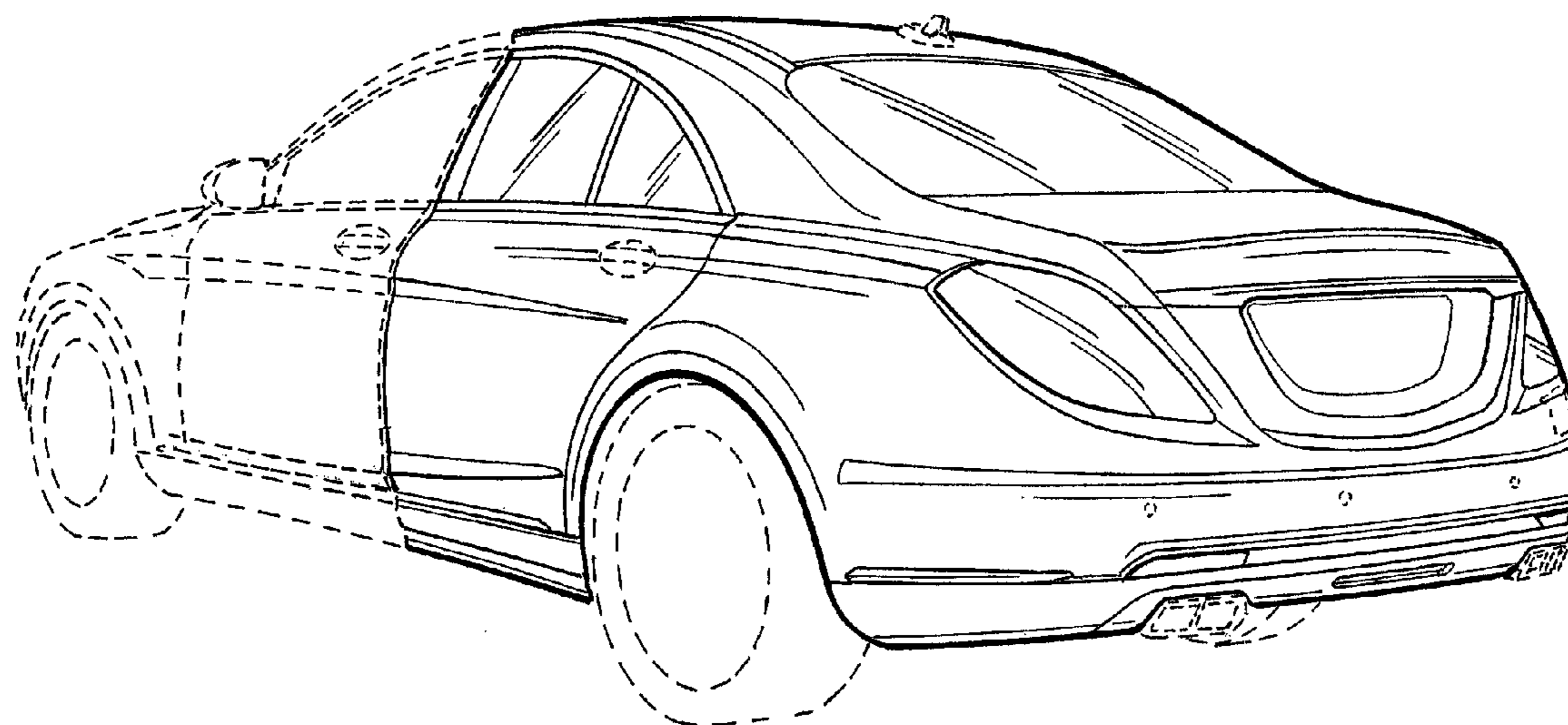
U.S. PATENT DOCUMENTS

D514,027 S 1/2006 Pfeiffer et al.
D560,556 S * 1/2008 Pfeiffer D12/92
D634,677 S * 3/2011 Futschik et al. D12/164
D664,482 S * 7/2012 Futschik et al. D12/164

* cited by examiner

This application contains subject matter related to the follow-
ing co-pending U.S. design patent applications:
Application Ser. No. 29/419,073, filed herewith and entitled
“Vehicle, Toy, and/or Replicas Thereof”;
Application Ser. No. 29/419,076, filed herewith and entitled
“Rear Portion of a Vehicle, Toy, and/or Replicas Thereof”;
Application Ser. No. 29/419,082, filed herewith and entitled
“Taillight for a Vehicle”;
Application Ser. No. 29/419,083, filed herewith and entitled
“Taillight for a Vehicle”;
Application Ser. No. 29/419,085, filed herewith and entitled
“Rear Bumper for a Vehicle”; and
Application Ser. No. 29/419,090, filed herewith and entitled
“Trunk Lid for a Vehicle”.
FIG. 1 is a left perspective view of a rear portion of a vehicle,
toy, and/or replicas thereof according to our design;
FIG. 2 is a front view thereof;
FIG. 3 is a left side view thereof;
FIG. 4 is a right side view thereof; and,
FIG. 5 is a top view thereof.
The broken lines are for illustrative purposes only and form
no part of the claimed design. The broken lines which define
the bounds of the claimed design form no part thereof.

1 Claim, 4 Drawing Sheets



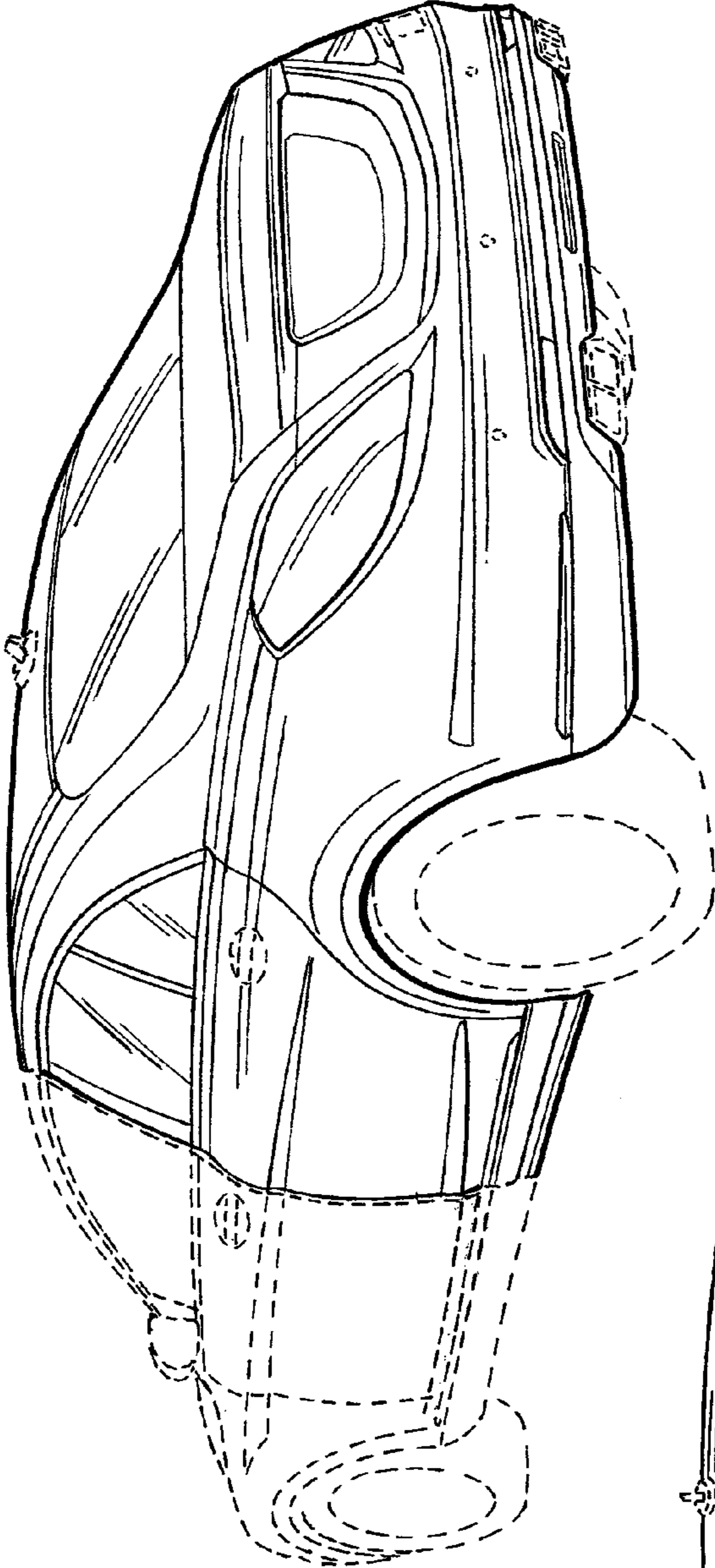


FIG. 1

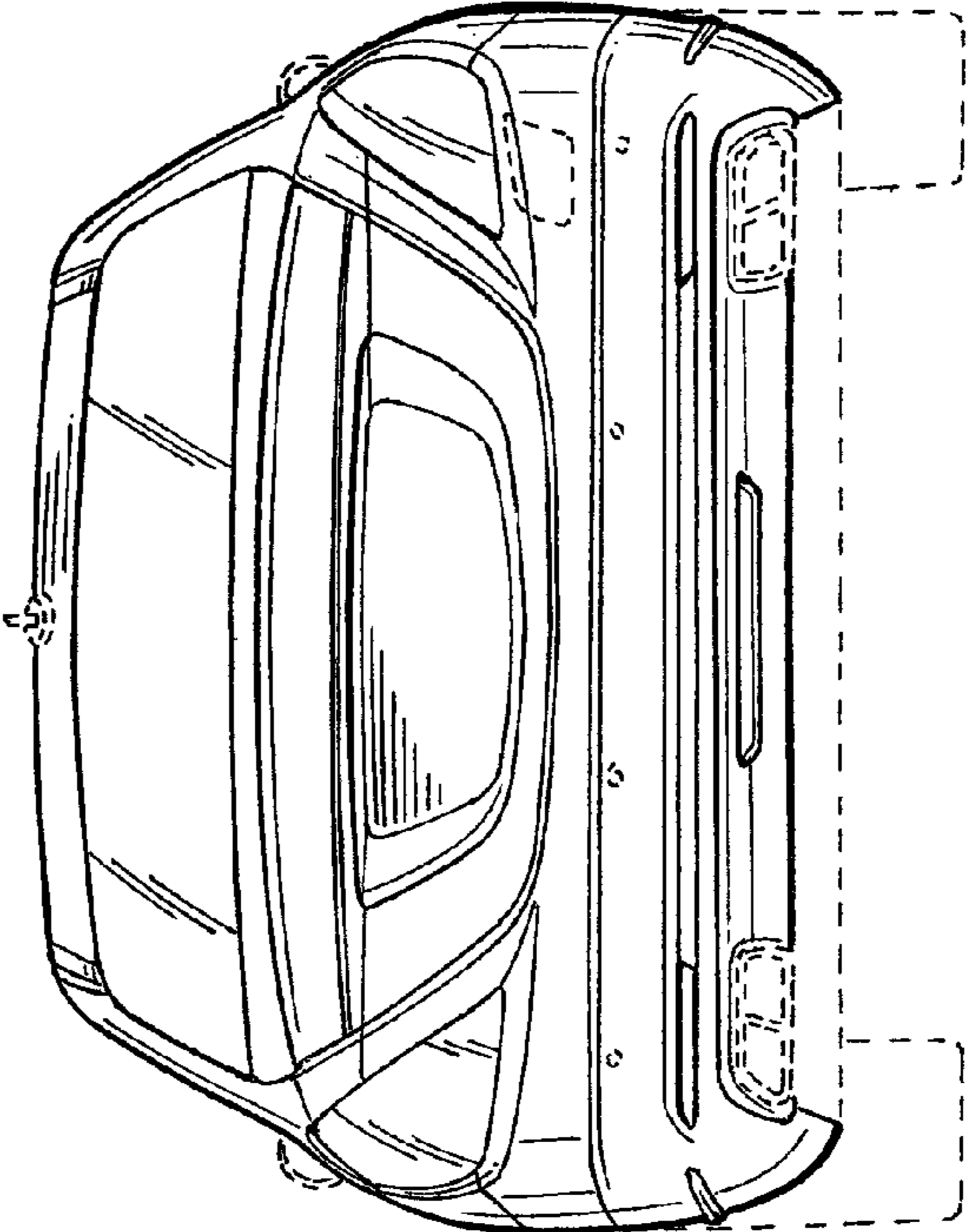


FIG. 2

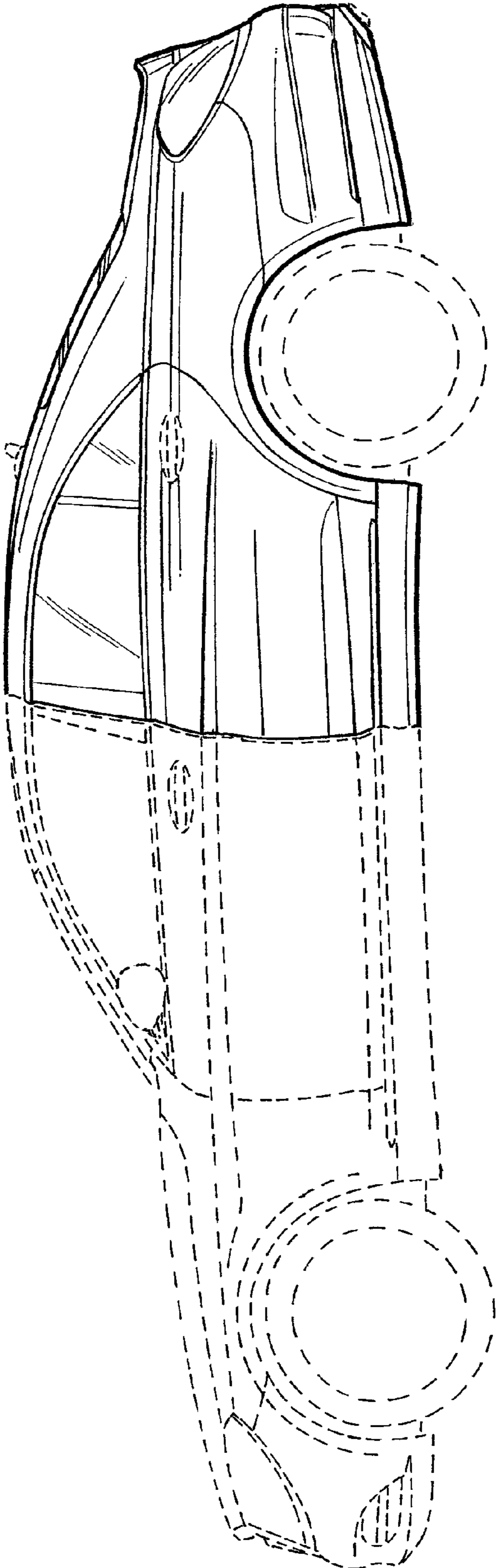


FIG. 3

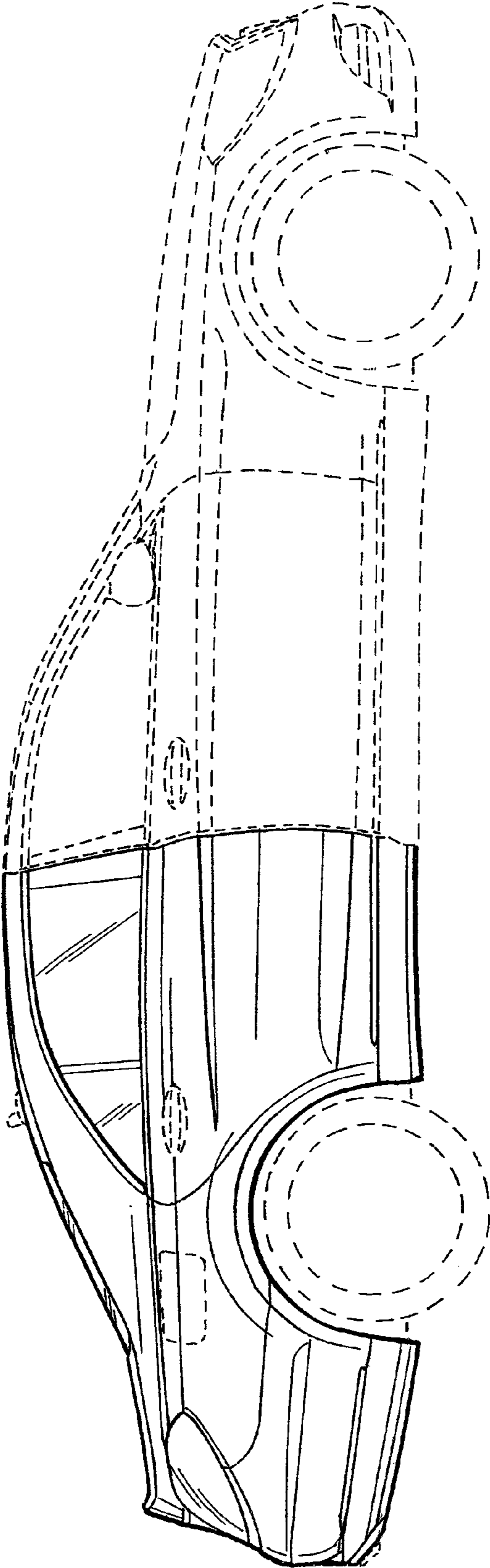


FIG. 4

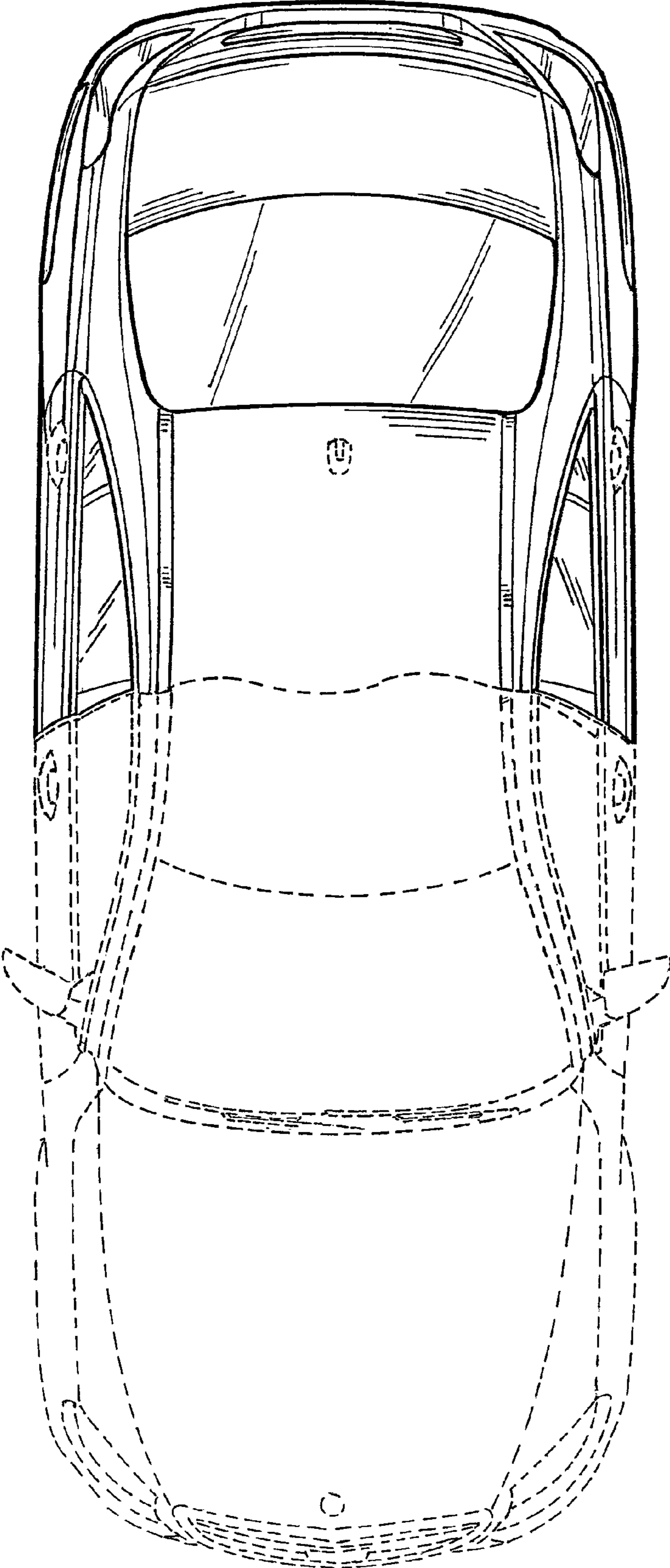


FIG. 5