



US00D702124S

(12) **United States Design Patent**
Harrower et al.

(10) **Patent No.:** **US D702,124 S**
(45) **Date of Patent:** **** Apr. 8, 2014**

(54) **ROTATABLE SPRAY SHIELD DEVICE**

(71) Applicants: **Ashley Sean Harrower**, Everett, WA (US); **Byron Grant Harrower**, Everett, WA (US); **Deidre Ann Harrower**, Everett, WA (US)

(72) Inventors: **Ashley Sean Harrower**, Everett, WA (US); **Byron Grant Harrower**, Everett, WA (US); **Deidre Ann Harrower**, Everett, WA (US)

(**) Term: **14 Years**

(21) Appl. No.: **29/455,090**

(22) Filed: **May 16, 2013**

Related U.S. Application Data

(63) Continuation-in-part of application No. 13/869,936, filed on Apr. 24, 2013.

(51) **LOC (10) Cl.** **09-07**

(52) **U.S. Cl.**
CPC **B05B 15/001** (2013.01)
USPC **D9/448**

(58) **Field of Classification Search**
USPC D9/448, 436, 435, 434; 239/430, 288, 239/288.5, 122, 120; 222/402.24, 402.11, 222/147

See application file for complete search history.

(56) **References Cited**

U.S. PATENT DOCUMENTS

1,937,172 A 11/1933 Starner et al.

(Continued)

Primary Examiner — Robert M Spear

(74) *Attorney, Agent, or Firm* — The Law Office of Patrick F. O'Reilly III, LLC

(57) **CLAIM**

The ornamental design for a rotatable spray shield device, as shown and described.

DESCRIPTION

FIG. 1 is a front-right perspective view of a rotatable spray shield device showing our new design, wherein the rotatable spray shield device is mounted on a circular spray bottle with a conventional spray trigger, the circular spray bottle and the conventional spray trigger shown in broken lines form no part of the claimed invention;

FIG. 2 is a right-rear perspective view of the design shown in FIG. 1, wherein the rotatable spray shield device is mounted on a circular spray bottle with a conventional spray trigger, the circular spray bottle and the conventional spray trigger shown in broken lines form no part of the claimed invention;

FIG. 3 is a top-rear perspective view of the design shown in FIG. 1, the internal bores in the nozzle portion of the rotatable spray shield device, which are shown using broken lines, form no part of the claimed invention;

FIG. 4 is another front-right perspective view of the design shown in FIG. 1, the outermost circular element shown in broken lines in the central portion of the device forms a boundary for the claimed subject matter;

FIG. 5 is a left-side elevational view of the design shown in FIG. 1;

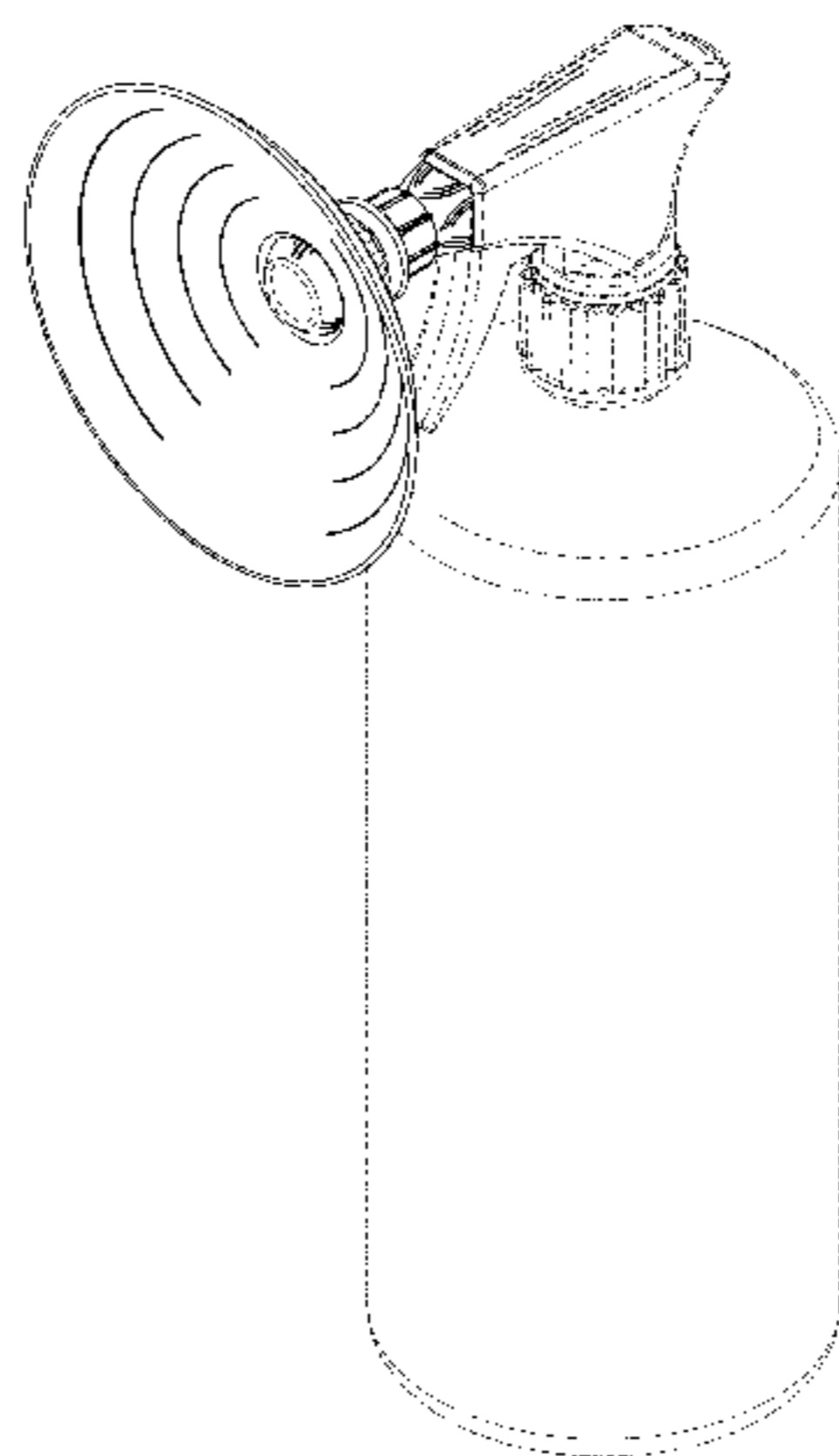
FIG. 6 is a right-side elevational view of the design shown in FIG. 1;

FIG. 7 is a front view of the design shown in FIG. 1, the outermost circular element shown in broken lines in the central portion of the device forms a boundary for the claimed subject matter;

FIG. 8 is a rear view of the design shown in FIG. 1, the internal bores in the nozzle portion of the rotatable spray shield device, which are shown using broken lines, form no part of the claimed invention;

FIG. 9 is a bottom plan view of the design shown in FIG. 1; and, FIG. 10 is a top plan view of the design shown in FIG. 1. The broken line portions of the drawing figures are included to show unclaimed subject matter only and form no part of the claimed design.

1 Claim, 6 Drawing Sheets



(56)

References Cited

U.S. PATENT DOCUMENTS

2,928,610	A *	3/1960	Fenimore	239/288.5	D353,537	S *	12/1994	Starrett	D9/688
3,012,555	A	12/1961	Meshberg			D356,361	S *	3/1995	Feldt	D23/227
3,116,856	A	1/1964	Prussin et al.			5,419,077	A *	5/1995	Tombarelli	43/132.1
3,260,465	A	7/1966	Grumbein			5,609,272	A	3/1997	Brass et al.		
3,314,426	A *	4/1967	Carroll	128/200.14	D386,684	S *	11/1997	Marogil	D9/448
3,402,862	A	9/1968	Meshberg			D398,704	S *	9/1998	Randle	D23/227
3,850,373	A *	11/1974	Grolitsch	239/499	6,145,756	A *	11/2000	Kohls	239/288
4,199,896	A *	4/1980	Lehman	47/1.7	6,443,368	B1 *	9/2002	Kohls	239/288
D287,996	S *	1/1987	Carder, Sr.	D23/227	6,679,438	B1	1/2004	Didlo		
4,865,257	A	9/1989	Bailey			7,063,275	B2	6/2006	Byron		
4,986,473	A *	1/1991	Semple et al.	239/109	7,431,222	B2	10/2008	Monterrosa		
5,099,830	A *	3/1992	Kishimoto	601/161	D610,453	S *	2/2010	Cichy et al.	D9/448
5,280,856	A *	1/1994	Haggerty	239/288.5	7,913,932	B2	3/2011	Wu		
5,344,076	A	9/1994	Mercurio			8,430,023	B2 *	4/2013	Hynes	99/323.1
5,360,165	A	11/1994	Singhal			2007/0131792	A1	6/2007	Gardner et al.		
						2008/0296406	A1 *	12/2008	Gauthier, III	239/288.5
						2010/0327079	A1 *	12/2010	Wu	239/288
						2013/0068857	A1 *	3/2013	Hite	239/288

* cited by examiner

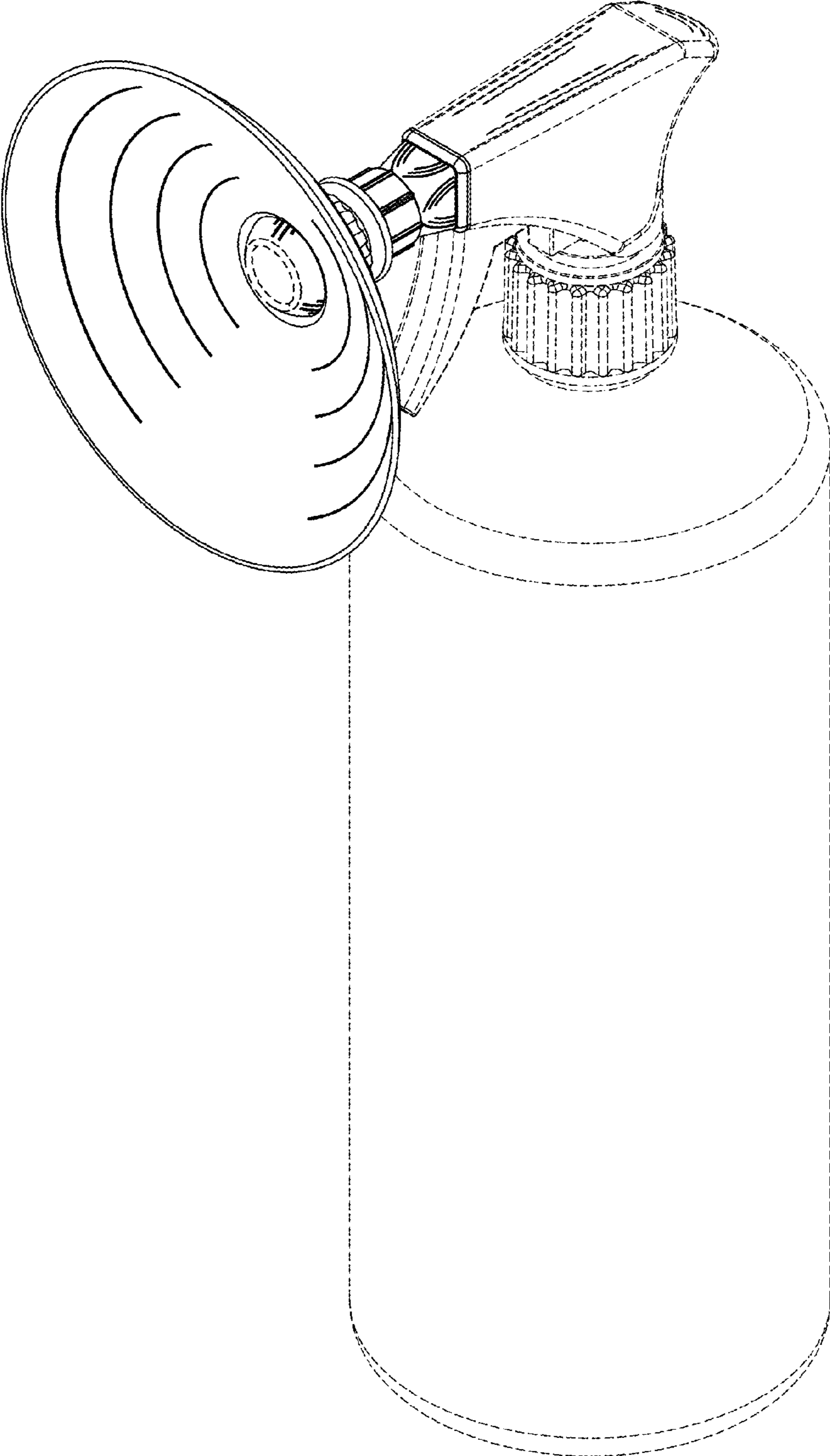


FIG. 1

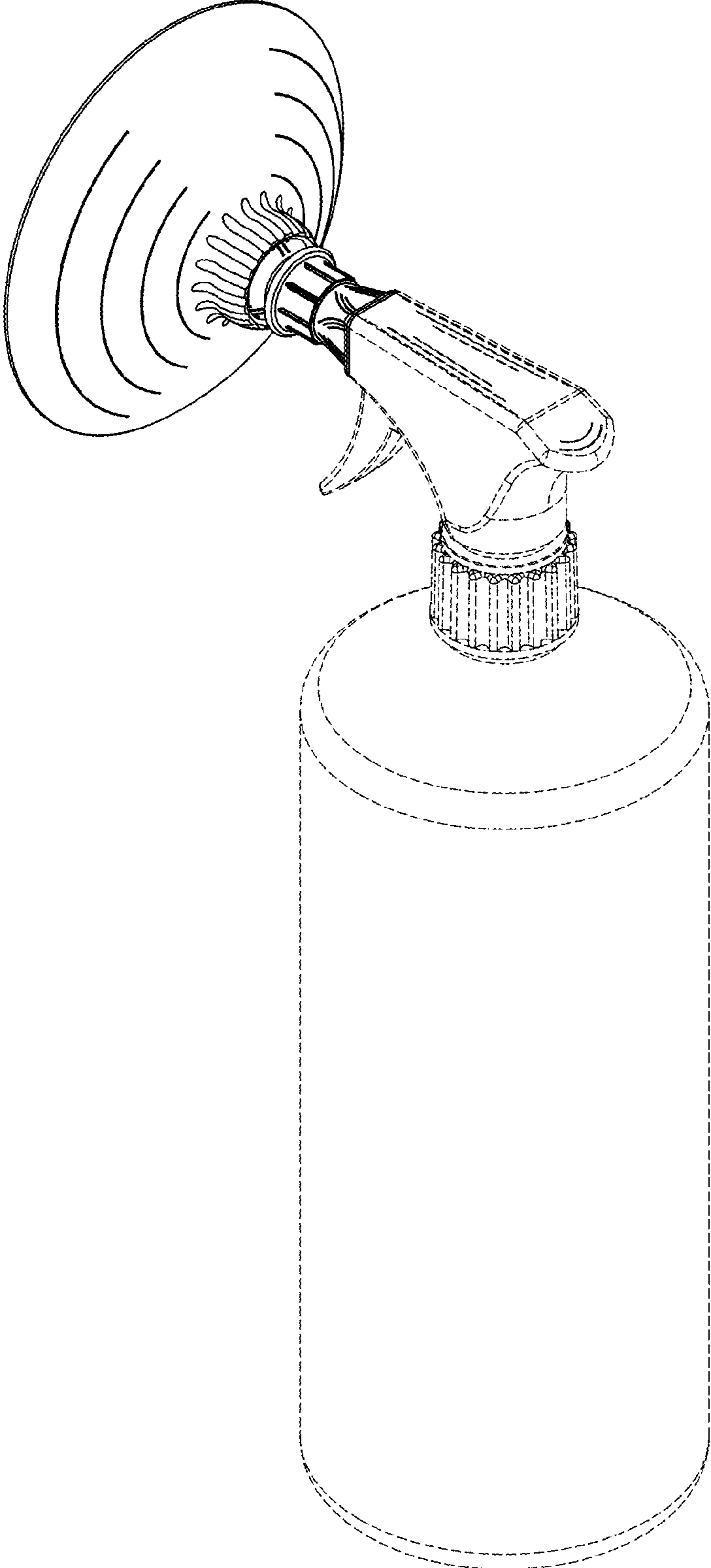


FIG. 2

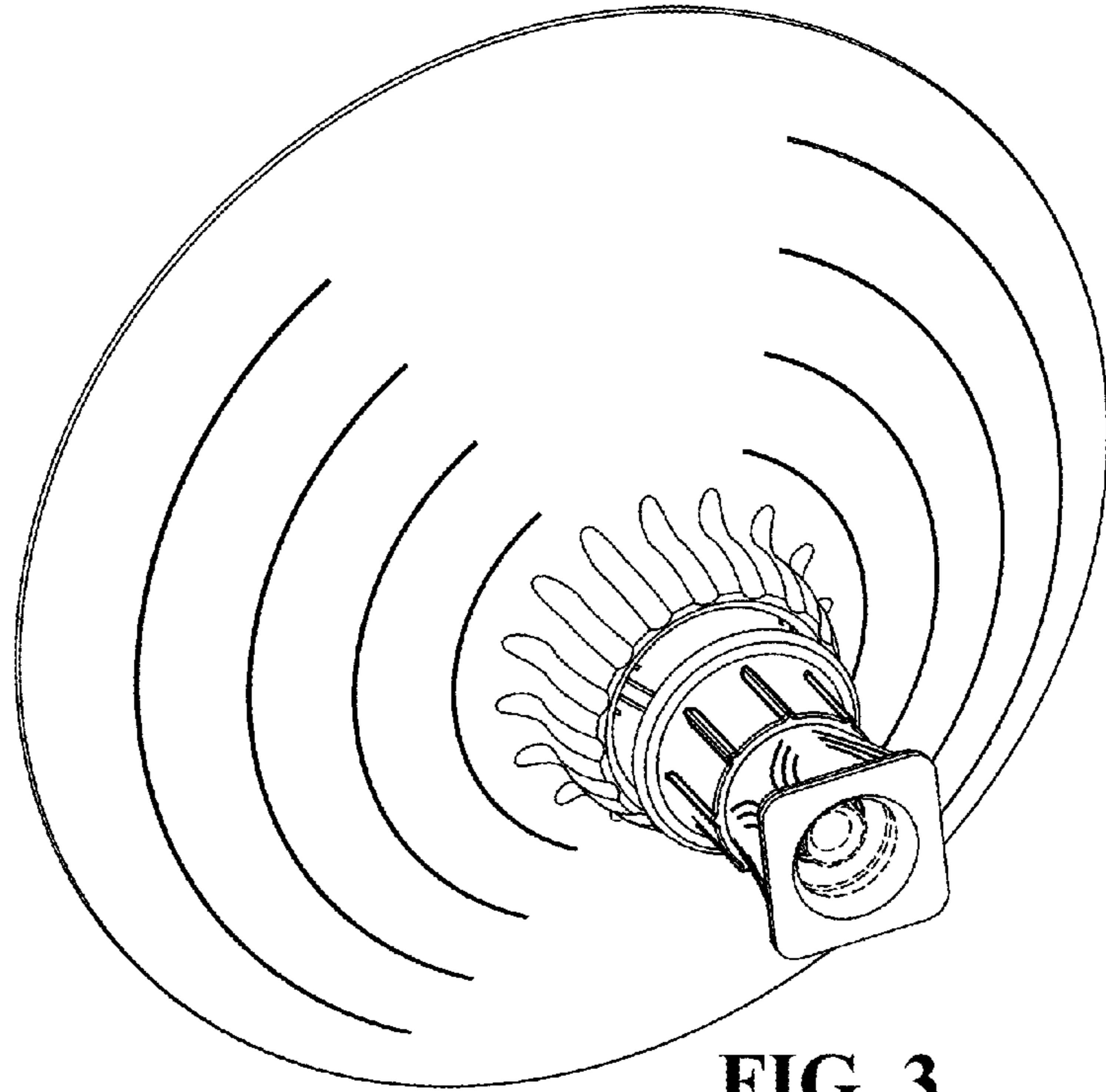


FIG. 3

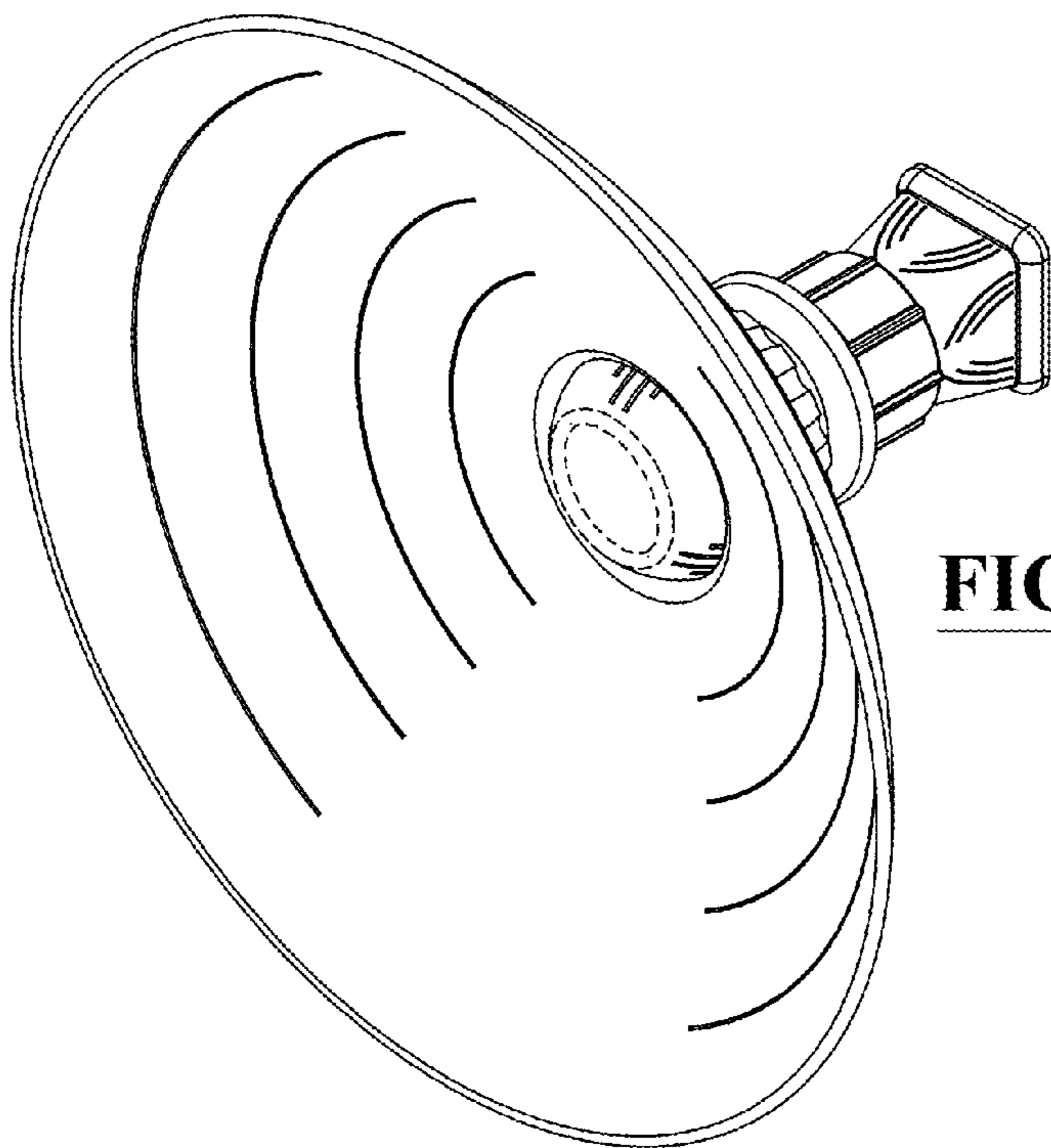


FIG. 4

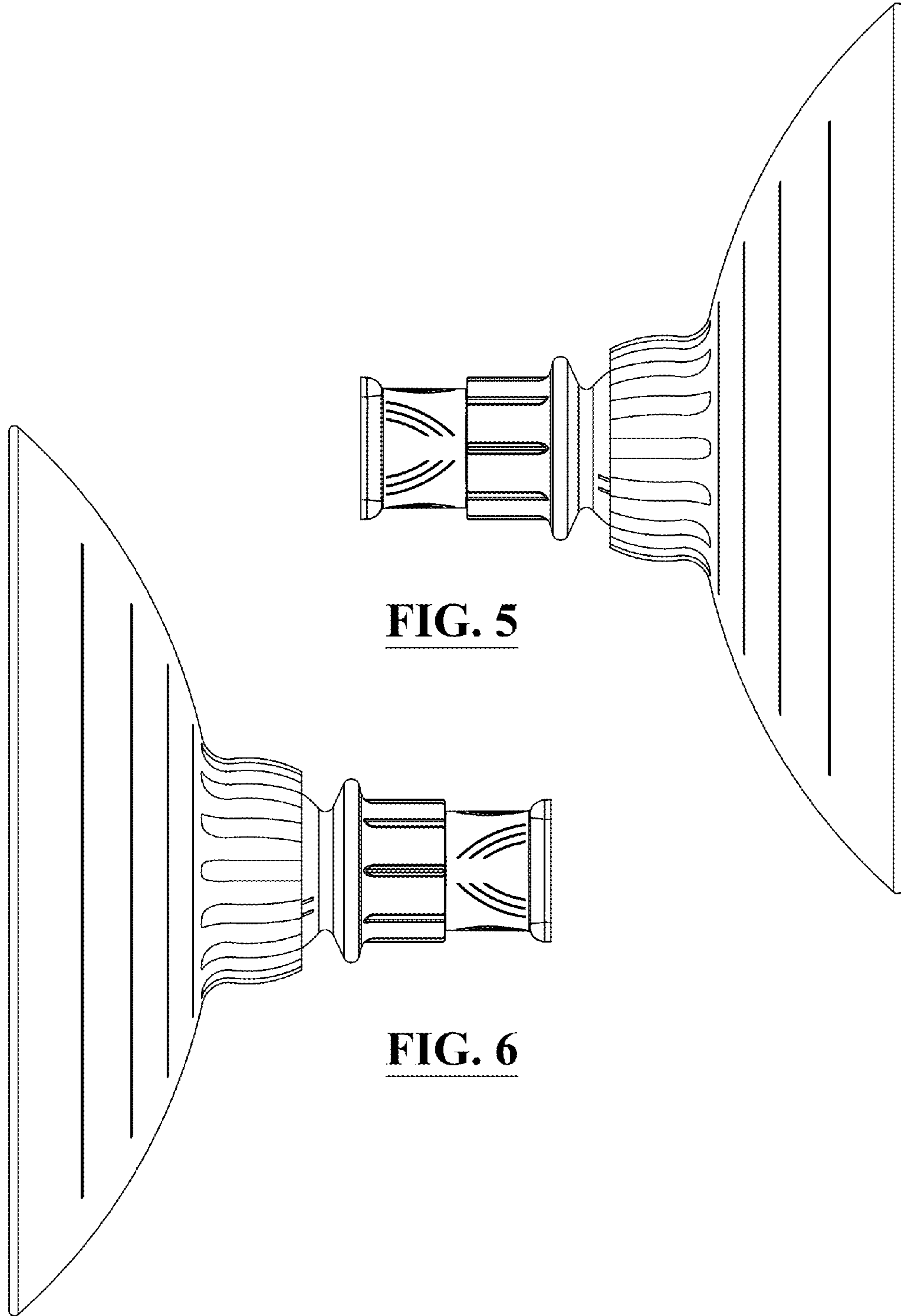


FIG. 5

FIG. 6

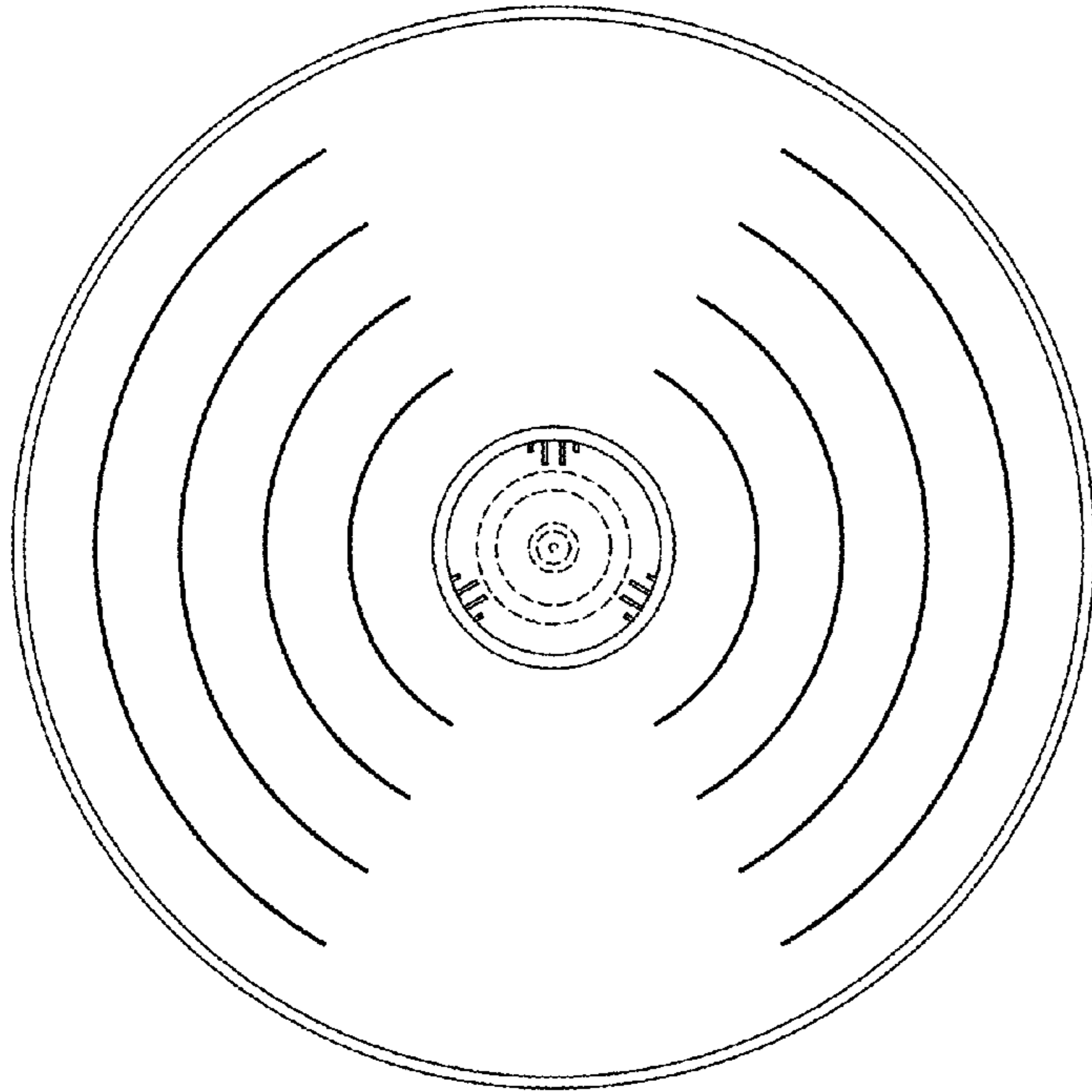


FIG. 7

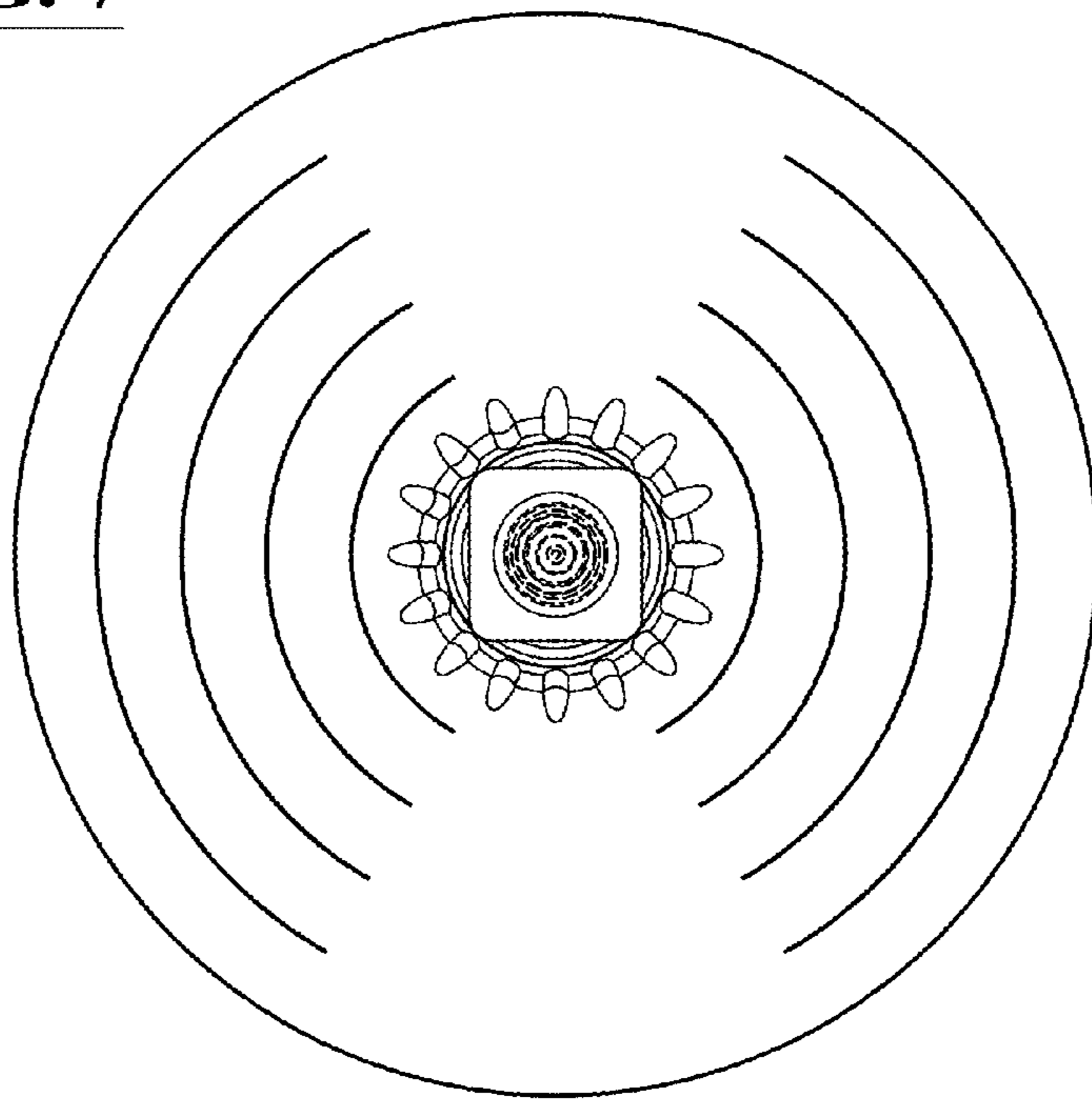


FIG. 8




FIG. 9




FIG. 10