



US00D702112S

(12) **United States Design Patent**
Cittadino et al.

(10) **Patent No.:** **US D702,112 S**
(45) **Date of Patent:** **** Apr. 8, 2014**

- (54) **SHOWER CURTAIN HOOK**
- (71) Applicant: **Zenith Products Corporation**, New Castle, DE (US)
- (72) Inventors: **Kyle Cittadino**, Wilmington, DE (US);
Joseph Webb, Newark, DE (US);
Joseph Vaccaro, West Chester, PA (US)
- (73) Assignee: **Zenith Products Corp.**, New Castle, DE (US)

- 1,224,624 A 5/1917 Fjellman
- 1,857,293 A 5/1932 Vroom
- 2,320,003 A 5/1943 Madan
- 2,538,755 A 1/1951 Bradley
- 3,223,373 A 12/1965 Molinaro
- 3,315,297 A 4/1967 Bender
- 4,887,785 A 12/1989 Blaich
- 4,979,712 A 12/1990 Rios
- D342,889 S 1/1994 Adams
- D343,112 S 1/1994 Corbin
- D350,279 S 9/1994 Tate
- 5,575,446 A 11/1996 Swenson et al.

(Continued)

(**) Term: **14 Years**

OTHER PUBLICATIONS

(21) Appl. No.: **29/443,422**

LBC Living, "Umbra Cheeky Double Shower Curtain Rings", printed from the internet at <http://www.lbcliving.com/accessories/hooks/umbra-cheeky-double-shower-rings.html> (2012).

(22) Filed: **Jan. 17, 2013**

(51) **LOC (10) Cl.** **08-05**

(Continued)

(52) **U.S. Cl.**

USPC **D8/367**

(58) **Field of Classification Search**

USPC D8/367, 372, 373, 349, 354, 370;
D6/500, 323, 580; D20/43; 248/215,
248/339, 489; 16/87.2, 87.8

See application file for complete search history.

Primary Examiner — Cynthia Underwood

(74) *Attorney, Agent, or Firm* — Panitch Schwarze Belisario & Nadel LLP

(57)

CLAIM

The ornamental design for a shower curtain hook, as shown and described.

(56) **References Cited**

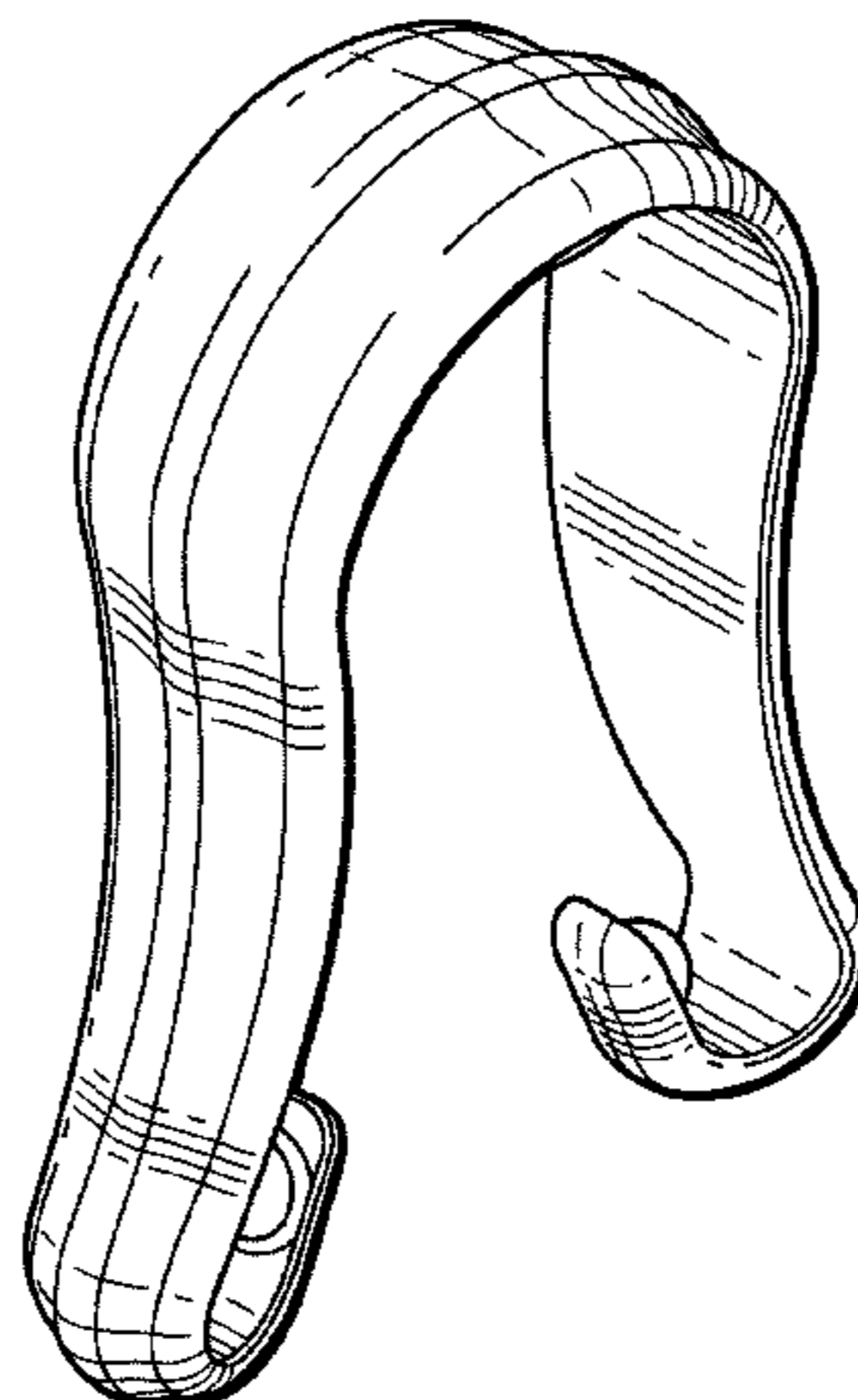
DESCRIPTION

U.S. PATENT DOCUMENTS

- 267,938 A 11/1882 Rings
- 396,604 A 1/1889 Rings
- 397,419 A 2/1889 Day
- 400,348 A 3/1889 Lawrence
- 460,793 A 10/1891 Rings
- 578,424 A 3/1897 Rings
- 659,534 A 10/1900 Kroder
- 686,124 A 11/1901 Parker
- 699,507 A 5/1902 Erich
- 805,919 A 11/1905 Kroder
- 913,261 A 2/1909 Clark
- 1,020,776 A 3/1912 Parry
- D42,689 S * 7/1912 Kerr D8/368

FIG. 1 is a front perspective view of a shower curtain hook in accordance with our new design;
FIG. 2 is a front elevational view thereof, a rear elevational view thereof being identical;
FIG. 3 is a left side elevational view thereof, a right side elevational view being identical;
FIG. 4 is a top plan view thereof; and,
FIG. 5 is a bottom plan view thereof.
The broken lines in the figures are to illustrate environmental structure only and form no part of the claimed design.

1 Claim, 2 Drawing Sheets



(56)

References Cited

U.S. PATENT DOCUMENTS

D377,309 S 1/1997 Hofman
 D398,516 S 9/1998 Brown et al.
 D400,425 S 11/1998 Goodman et al.
 D404,639 S 1/1999 Samelson
 5,910,351 A 6/1999 Davis et al.
 D422,199 S * 4/2000 Snell D8/372
 D425,317 S * 5/2000 Snell D6/323
 D428,802 S 8/2000 Villano et al.
 D438,746 S 3/2001 Barker et al.
 D439,144 S 3/2001 Ho
 D441,584 S 5/2001 Ho
 D442,074 S 5/2001 Harvey
 D456,696 S 5/2002 Samelson
 D457,807 S 5/2002 Vanderbilt
 D459,201 S * 6/2002 Michaelson D8/372
 D465,724 S 11/2002 Goodman et al.
 D469,341 S 1/2003 Knapp
 D469,682 S 2/2003 Gary et al.
 6,530,120 B2 3/2003 Samelson
 D485,431 S 1/2004 Hsu
 D489,249 S 5/2004 Moore
 D491,791 S * 6/2004 Snell D8/367
 D494,844 S 8/2004 Klein et al.
 D495,242 S 8/2004 Kucera et al.
 D495,591 S 9/2004 Clucas
 D496,849 S 10/2004 Abdi et al.
 D504,310 S 4/2005 Harwanko
 D505,315 S 5/2005 Snell
 D505,614 S 5/2005 Barrese
 D515,912 S 2/2006 Snell
 D535,110 S 1/2007 Hoernig
 D536,882 S 2/2007 Sheley
 D545,180 S 6/2007 Harwanko

D560,924 S 2/2008 Walker
 D584,939 S 1/2009 Snell
 D597,825 S * 8/2009 Ho D8/367
 D600,534 S * 9/2009 Tokumoto D8/354
 D607,310 S 1/2010 Williams
 D608,623 S * 1/2010 Snell D8/367
 D613,586 S * 4/2010 Goodman et al. D8/367
 D613,589 S 4/2010 Goodman et al.
 7,748,673 B2 * 7/2010 Barrese 248/215
 D627,210 S * 11/2010 Williams D8/370
 D628,052 S 11/2010 Carl
 D630,088 S * 1/2011 Kim D8/367
 D630,498 S * 1/2011 Kim D8/367
 D638,283 S * 5/2011 Gilbert D8/367
 D642,450 S * 8/2011 Freese D8/367
 D646,960 S * 10/2011 Goodman et al. D8/372
 D657,176 S * 4/2012 Stern D6/580
 D680,421 S * 4/2013 Martin et al. D8/372
 2006/0042002 A1 3/2006 Barrese
 2007/0050904 A1 3/2007 Harwanko

OTHER PUBLICATIONS

Office Action issued Oct. 16, 2007 in U.S. Appl. No. 11/222,082.
 Double Shower Curtain Roller Hooks—The Lakeside Collection,
 retrieved from the internet at <<http://www.lakeside.com/Bed-%2B-Bath/Bath/Collections/Double-Shower-Curtain-Roller-Hooks/prod650001.jsp?sorted=Y&navAction=push&fm=topnav&categoryId=cat52089&navCount=0>> on Jan. 24, 2013, publication date unknown.
 Photograph of Splash Home Angular Shower Curtain Hooks, taken Aug. 18, 2009.
 Photographs of Popular Bath Double Roller Hooks, taken on or before Nov. 22, 2010.

* cited by examiner

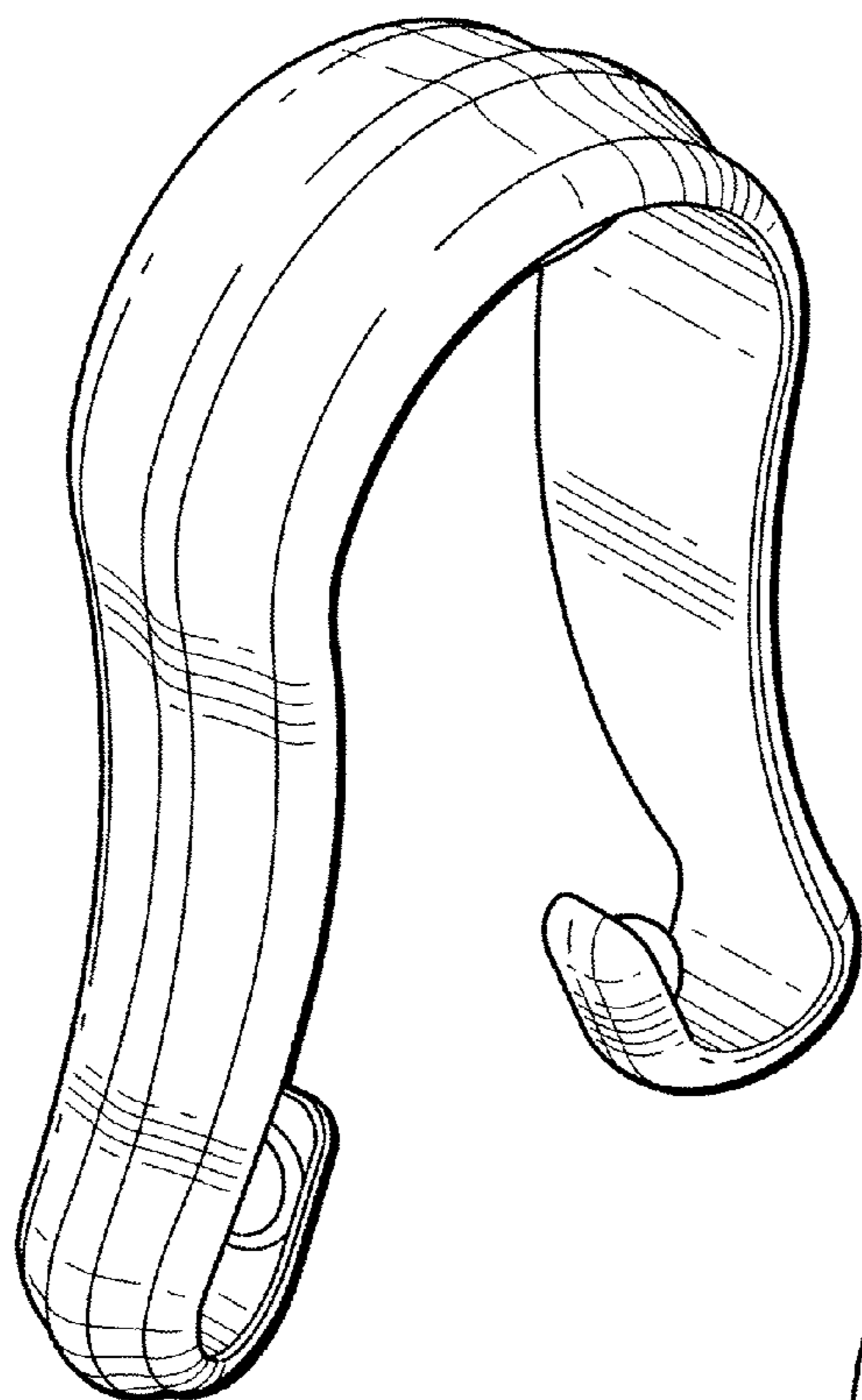


FIG. 1

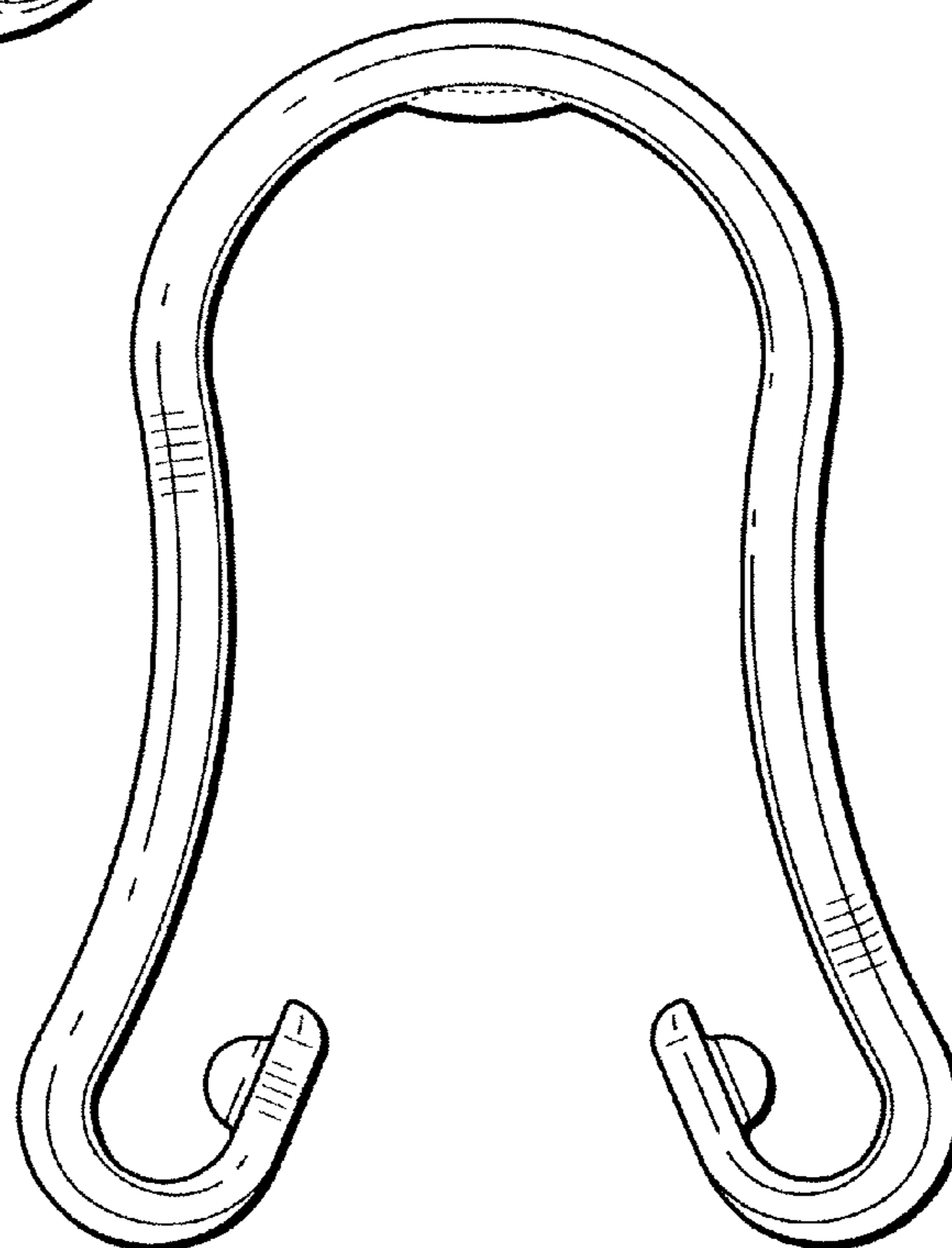


FIG. 2

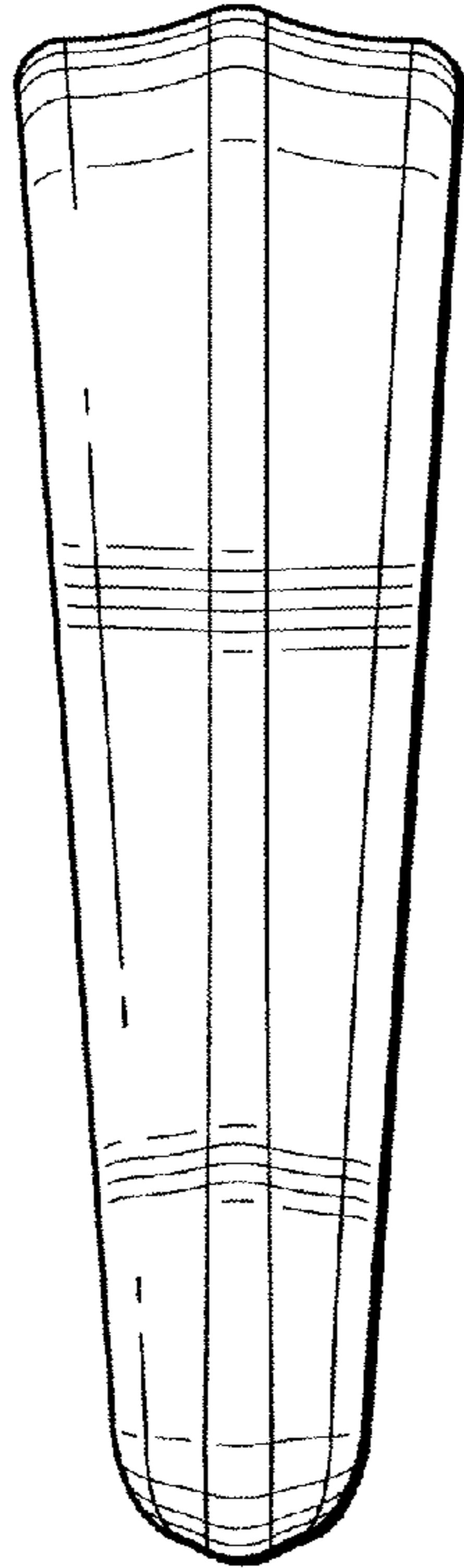


FIG. 3

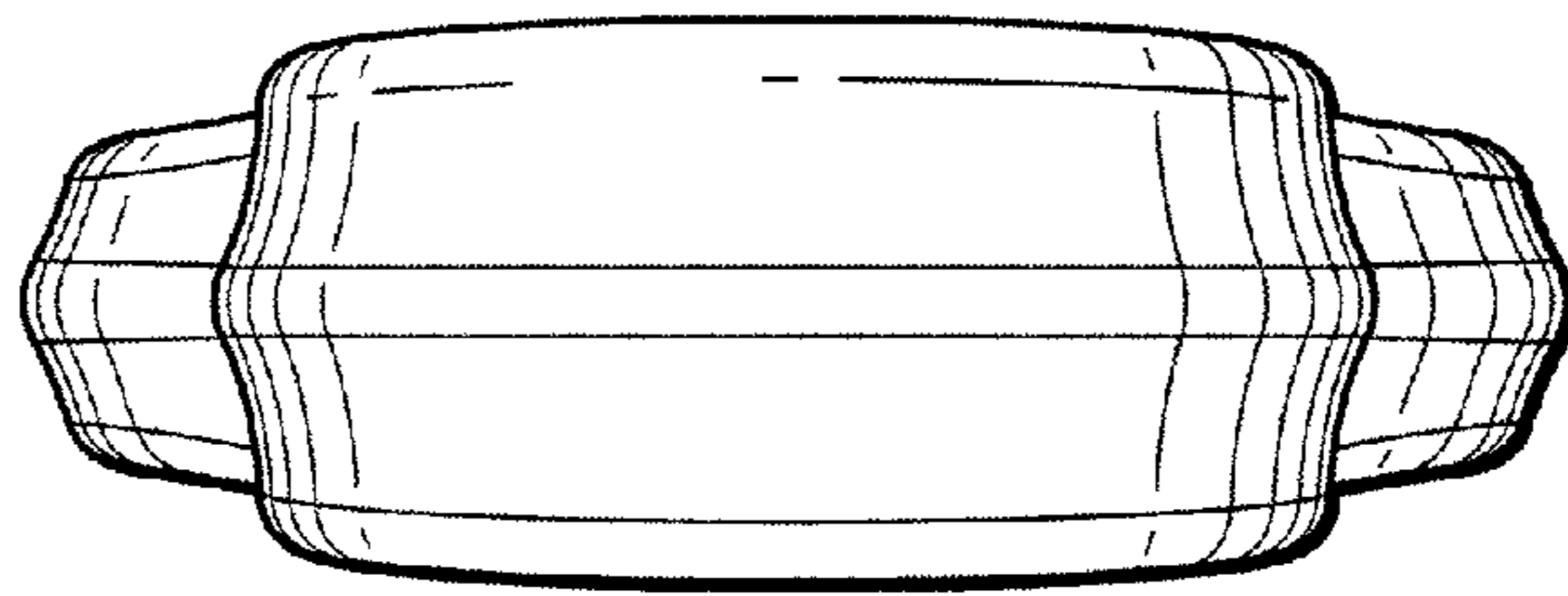


FIG. 4

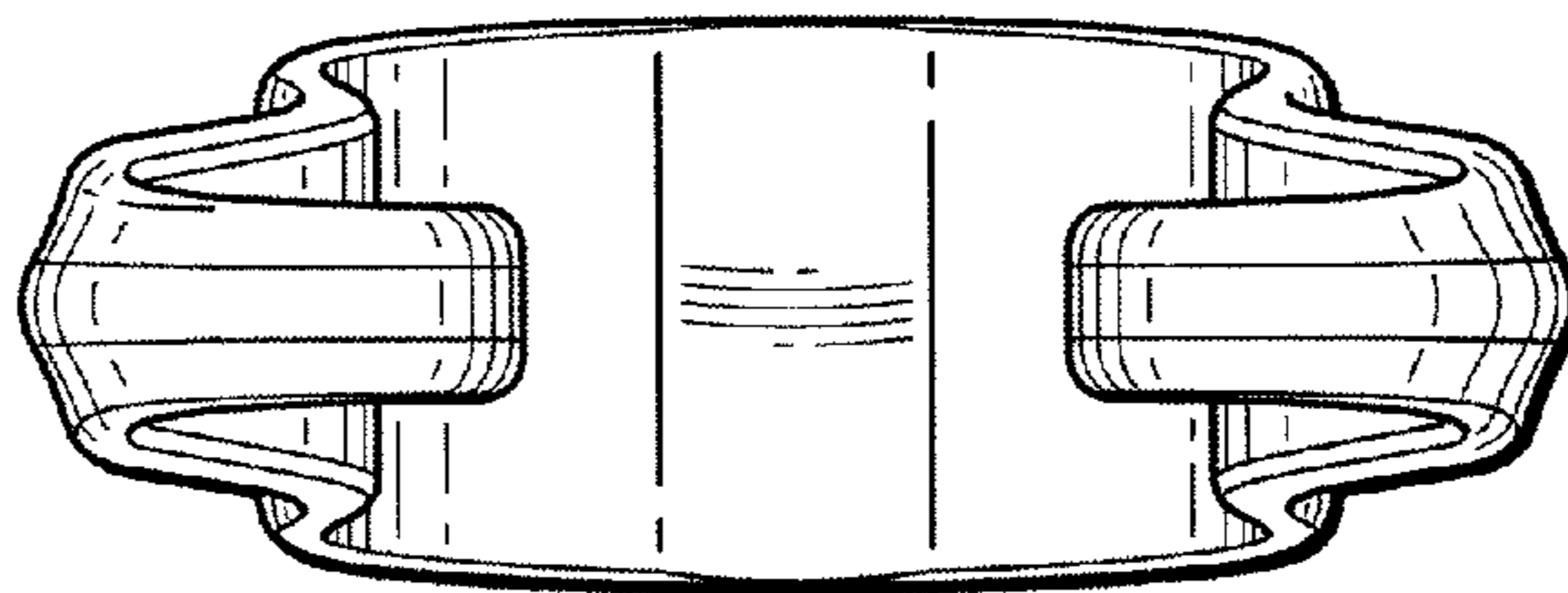


FIG. 5