



US00D702088S

(12) **United States Design Patent**
Riedel et al.

(10) **Patent No.:** **US D702,088 S**
(45) **Date of Patent:** **** Apr. 8, 2014**

- (54) **CUP**
- (71) Applicant: **Target Brands, Inc.**, Minneapolis, MN (US)
- (72) Inventors: **Richard P. Riedel**, Blaine, MN (US);
Elizabeth H. Apple, Minneapolis, MN (US)
- (73) Assignee: **Target Brands, Inc.**, Minneapolis, MN (US)
- (**) Term: **14 Years**
- (21) Appl. No.: **29/436,054**
- (22) Filed: **Oct. 31, 2012**
- (51) **LOC (10) Cl.** **07-01**
- (52) **U.S. Cl.**
USPC **D7/536**
- (58) **Field of Classification Search**
USPC D3/202; D7/213, 305, 392.1, 396.2,
D7/505, 507, 509, 510, 511, 523, 528, 532,
D7/533, 536; D9/780; 220/703, 705, 710,
220/713
See application file for complete search history.

- (56) **References Cited**
U.S. PATENT DOCUMENTS
D377,738 S * 2/1997 Thorne D7/536
D457,782 S 5/2002 Snell
D551,075 S * 9/2007 Puller D9/447
D560,972 S 2/2008 Sung
D562,634 S 2/2008 Frank
D582,725 S * 12/2008 Burns D7/536
D607,278 S * 1/2010 Luchak D7/536

OTHER PUBLICATIONS

“Cool Black Ceramic Skull Coffee Mug Cup Goth Evil,” printed from www.kaboodle.com/reviews/cool-black-ceramic-skull-coffee-m...evil?refItemId=AAAABG9h2JAAAAAAAw6lw&fromStoreDomain=amazon.com on Aug. 9, 2012 (3 pages).

“Henry Wilkinson And Co.,” printed from www.davidshure.com/silver-made-by-henry-wilkinson-and-co on Aug. 16, 2012 (3 pages).
“Robert Albin Cox,” printed from www.ifranks.com/silver-made-by-robert-albin-cox on Aug. 16, 2012 (2 pages).
Scroll Handle Mug—Google Image Search Results printed from www.google.com/search?q=scroll+handle+mug&hl=en&client...X&ei=0DEtUJ_LFaPuyAH1_4HAAg&ved=0CAoQ_AUoAQ&biw=1580&bih=1289 on Aug. 16, 2012 (17 pages).
Office Action from Canadian Patent Application No. 150269, mailed Dec. 4, 2013 (3 pages).

* cited by examiner

Primary Examiner — Robert M Spear
Assistant Examiner — Marissa Cash
(74) *Attorney, Agent, or Firm* — Griffiths & Seaton PLLC; JoAnn M. Seaton

(57) **CLAIM**

The ornamental design for a cup, as shown and described.

DESCRIPTION

FIG. 1 is a front, perspective view of a cup showing our new design;
FIG. 2 is a front view thereof, the rear view being a mirror image thereof;
FIG. 3 is a right side view thereof;
FIG. 4 is a left side view thereof;
FIG. 5 is a top view thereof; and,
FIG. 6 is a bottom view thereof.
The features shown in broken lines are portions of the cup forming no part of the claimed design. The features shown in long dash-short dash bolded broken lines indicate the bounds of the claimed design and otherwise form no part of the claimed design.

1 Claim, 5 Drawing Sheets





Fig. 1

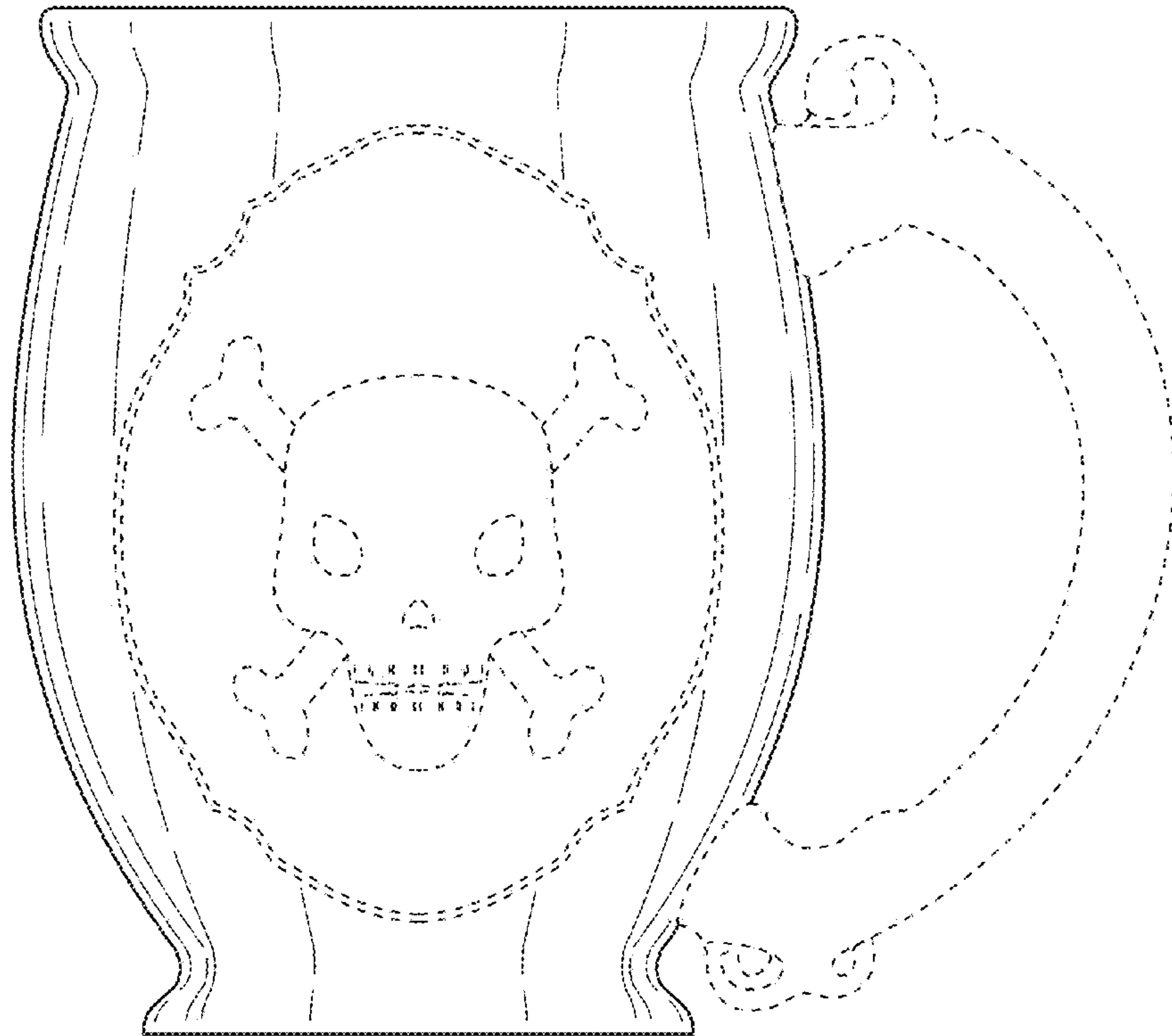


Fig. 2

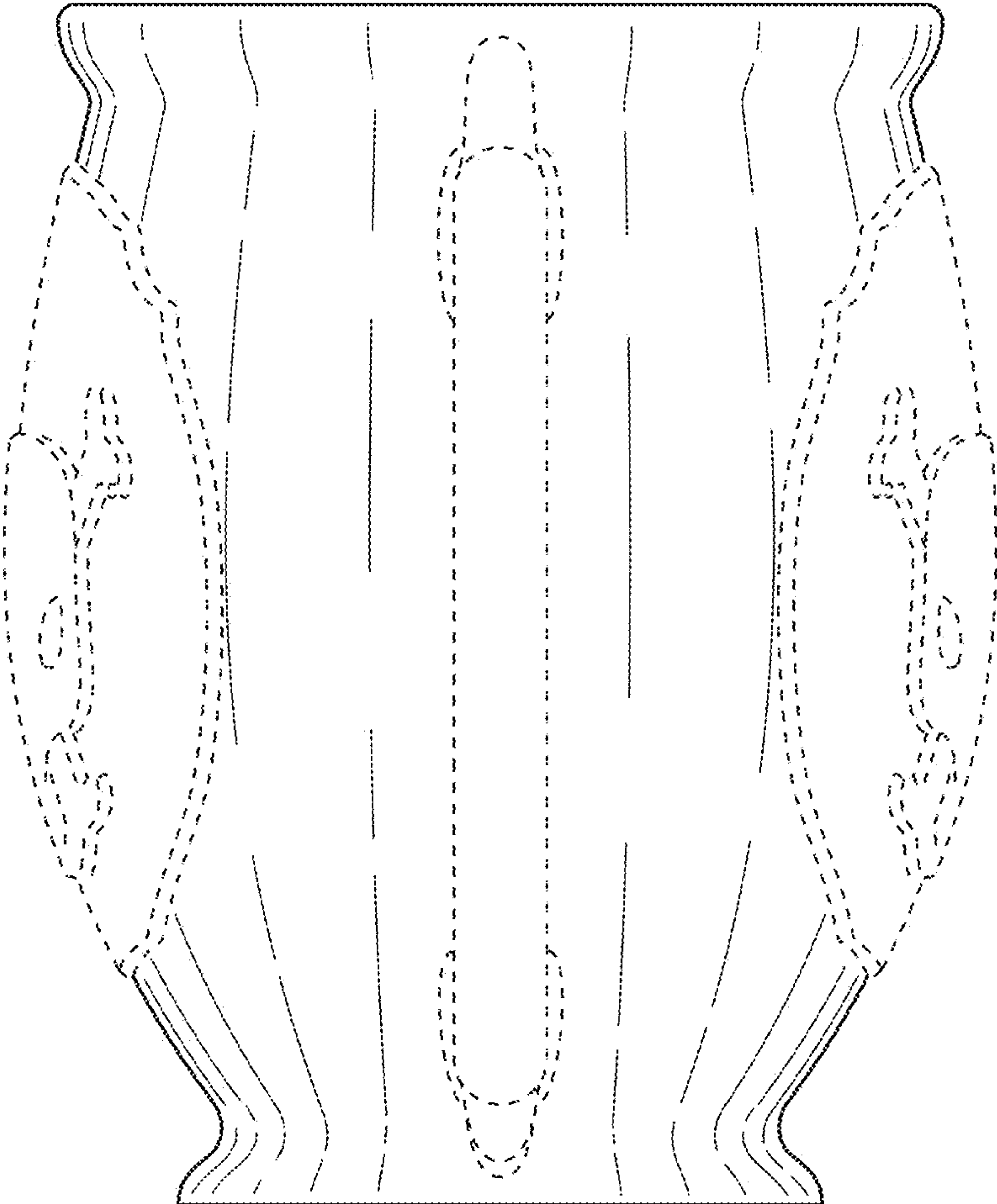


Fig. 3

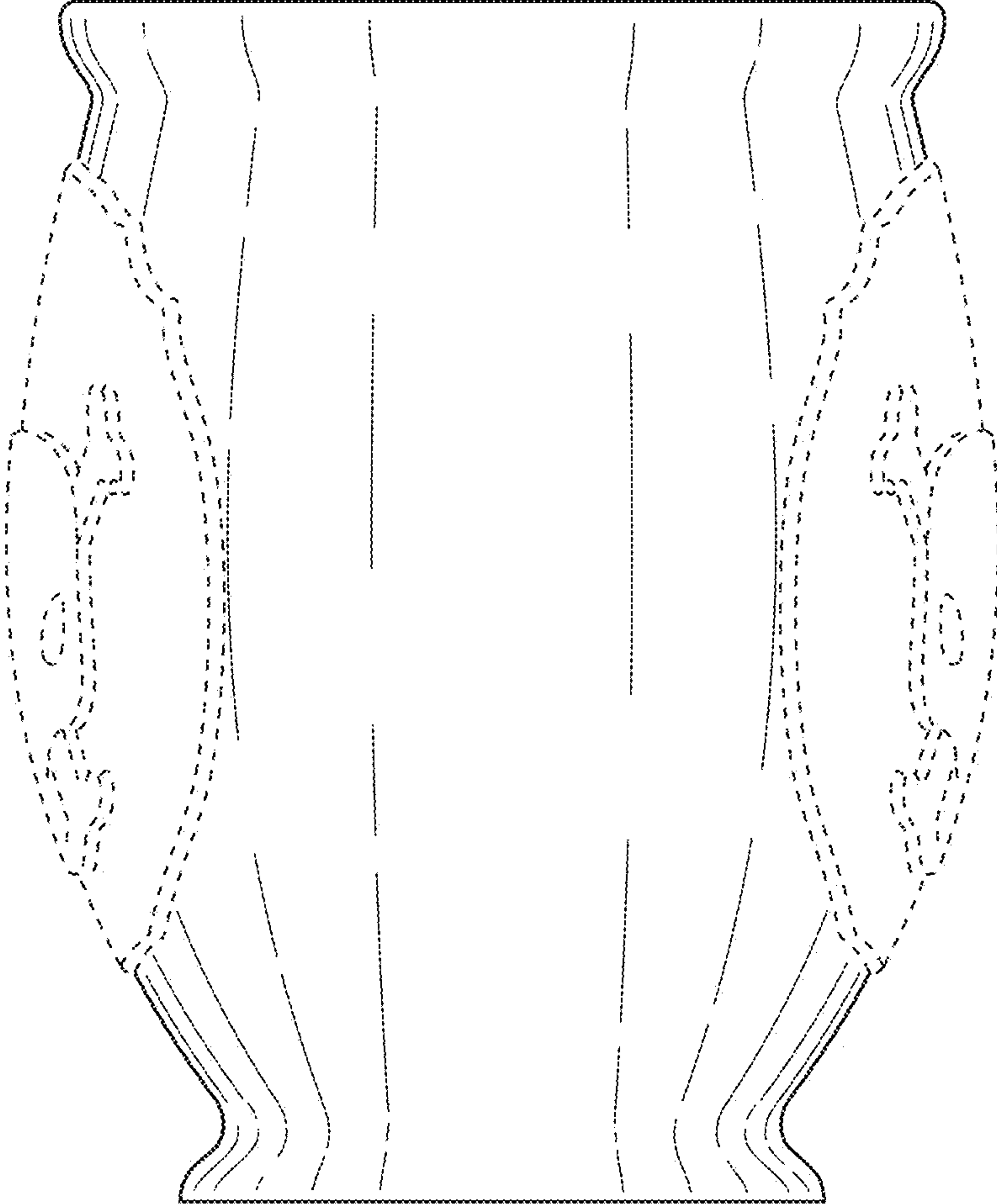


Fig. 4

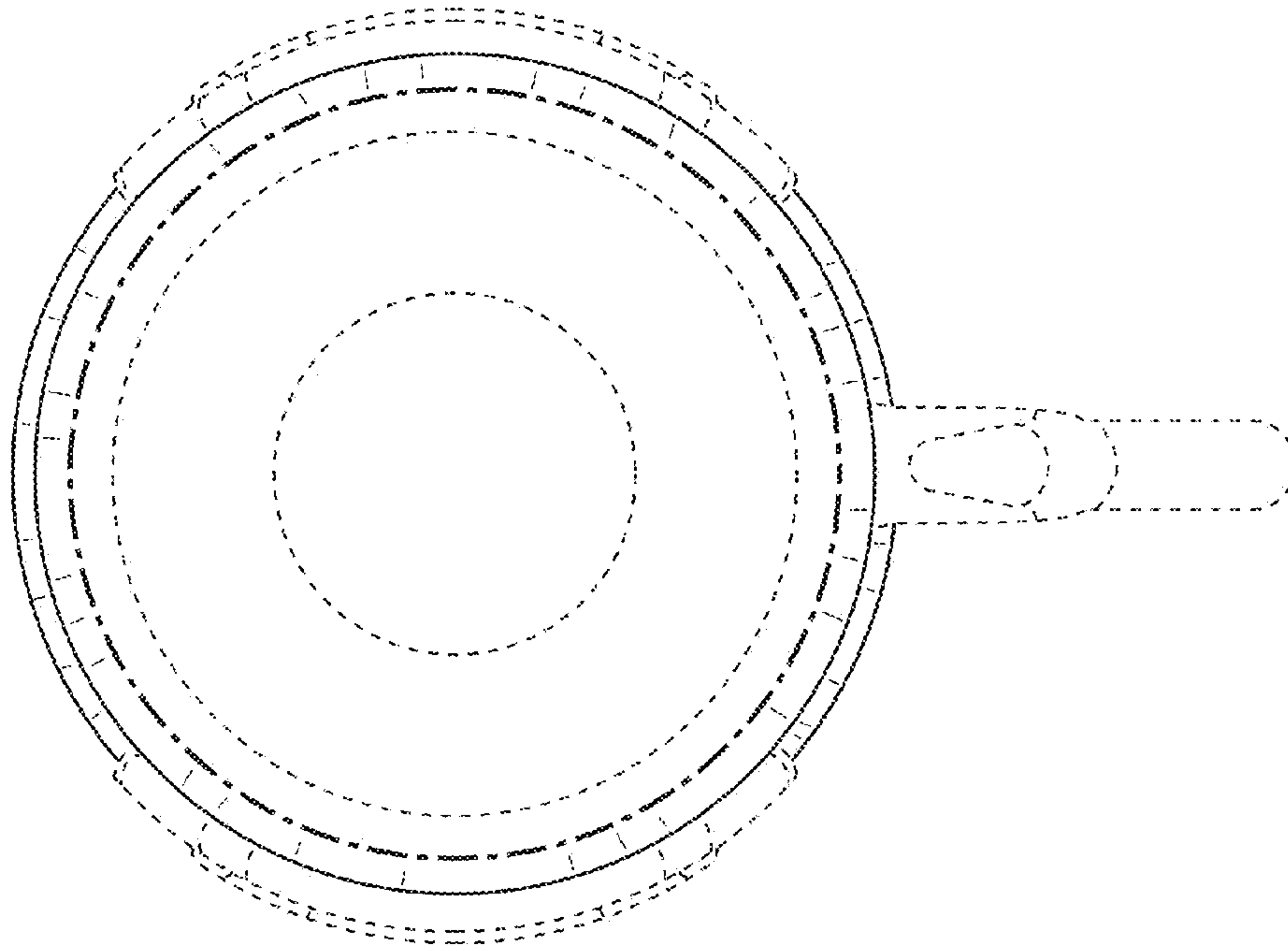


Fig. 5

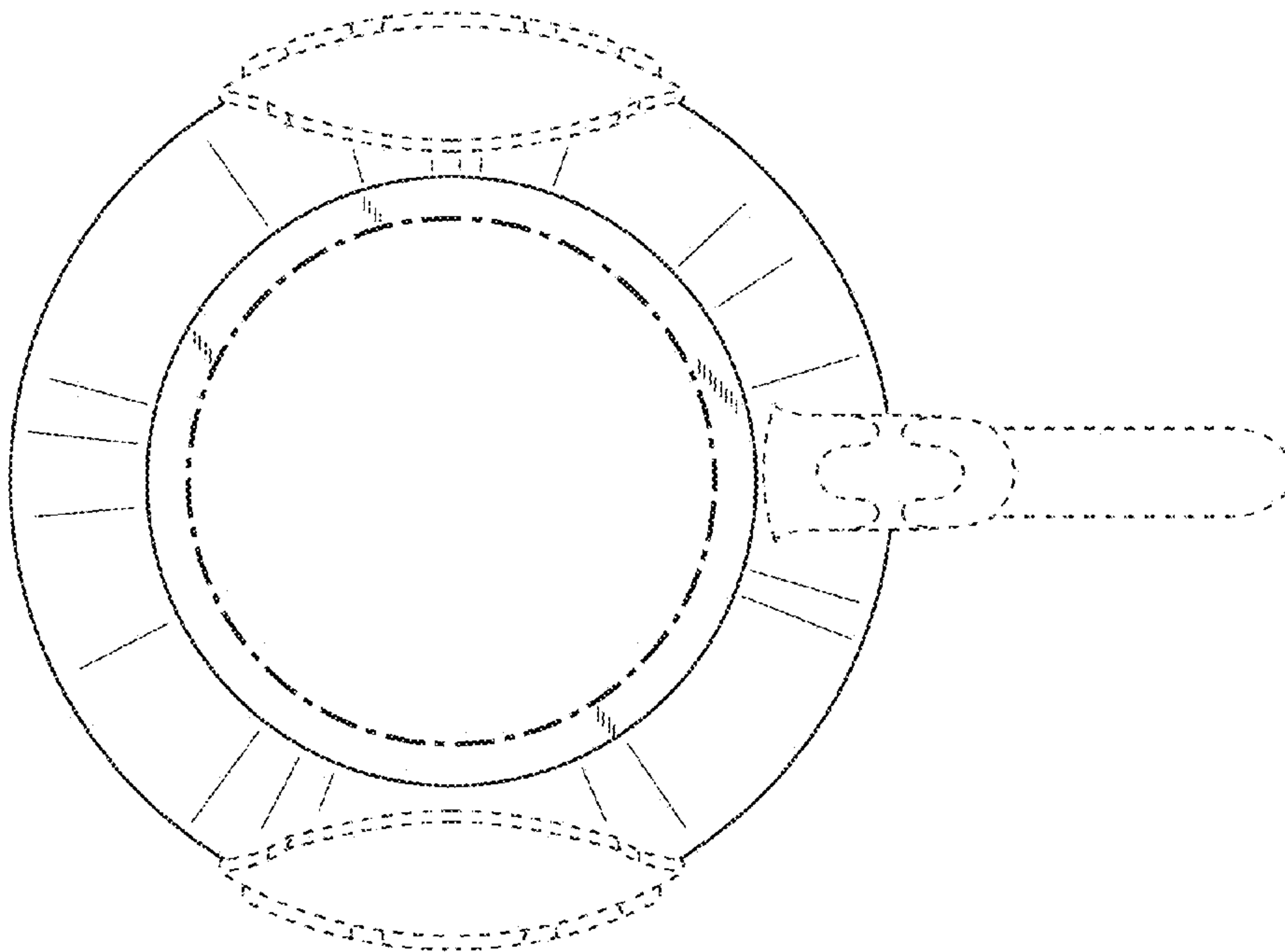


Fig. 6