



US00D702080S

(12) **United States Design Patent**
Lee et al.

(10) **Patent No.:** **US D702,080 S**
(45) **Date of Patent:** **** *Apr. 8, 2014**

(54) **FULL GRIP COOKWARE HANDLE**

(71) Applicant: **Williams-Sonoma, Inc.**, San Francisco, CA (US)

(72) Inventors: **Sangik Lee**, Walnut Creek, CA (US);
Tim Tan, San Francisco, CA (US)

(73) Assignee: **Williams-Sonoma, Inc.**, San Francisco, CA (US)

(*) Notice: This patent is subject to a terminal disclaimer.

(**) Term: **14 Years**

(21) Appl. No.: **29/443,769**

(22) Filed: **Jan. 22, 2013**

(30) **Foreign Application Priority Data**

Jul. 20, 2012 (AU) 13433/2012

(51) **LOC (10) Cl.** **07-02**

(52) **U.S. Cl.**
USPC **D7/394**

(58) **Field of Classification Search**
USPC D7/354-361, 391, 393-395, 396.2, 514, D7/664; D8/107, 300, 301, 306, 315, 316, D8/317, 319, 320, 321; 16/430, 431, 16/110.1, 114.1, 407, 416, 429, 443, 441; 220/377, 573.1-573.5, 752, 753, 755, 220/756, 760, 772, 773, 912; D3/318; 138/121, 145, 173

See application file for complete search history.

(56) **References Cited**

U.S. PATENT DOCUMENTS

D553,944	S	*	10/2007	Jou	D8/316
D568,142	S	*	5/2008	Zhang et al.	D8/320
D588,403	S	*	3/2009	Tetreault	D7/394
D657,996	S	*	4/2012	Rae	D7/394
D666,867	S	*	9/2012	Rae	D7/394
D667,686	S	*	9/2012	Rae	D7/394
D680,807	S	*	4/2013	Rae	D7/394

* cited by examiner

Primary Examiner — Cynthia M Chin

(74) *Attorney, Agent, or Firm* — R. Blake Johnston; DLA Piper LLP US

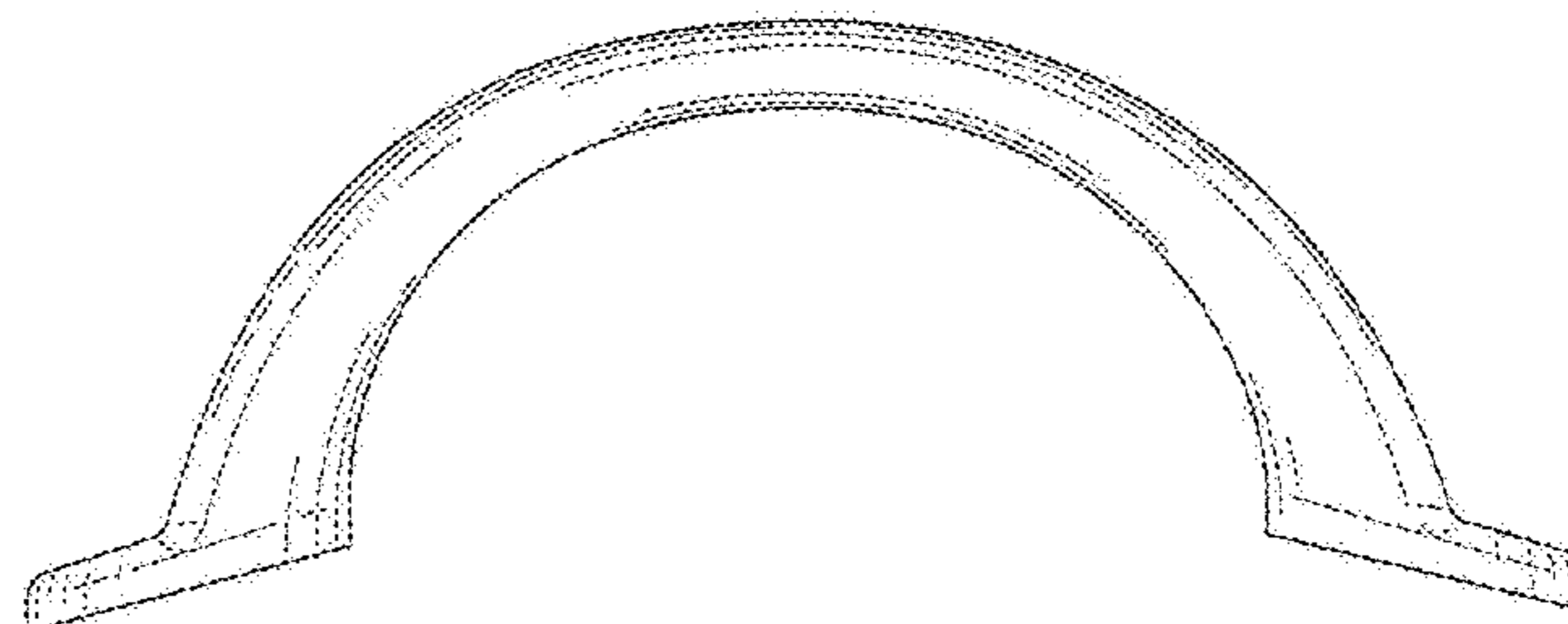
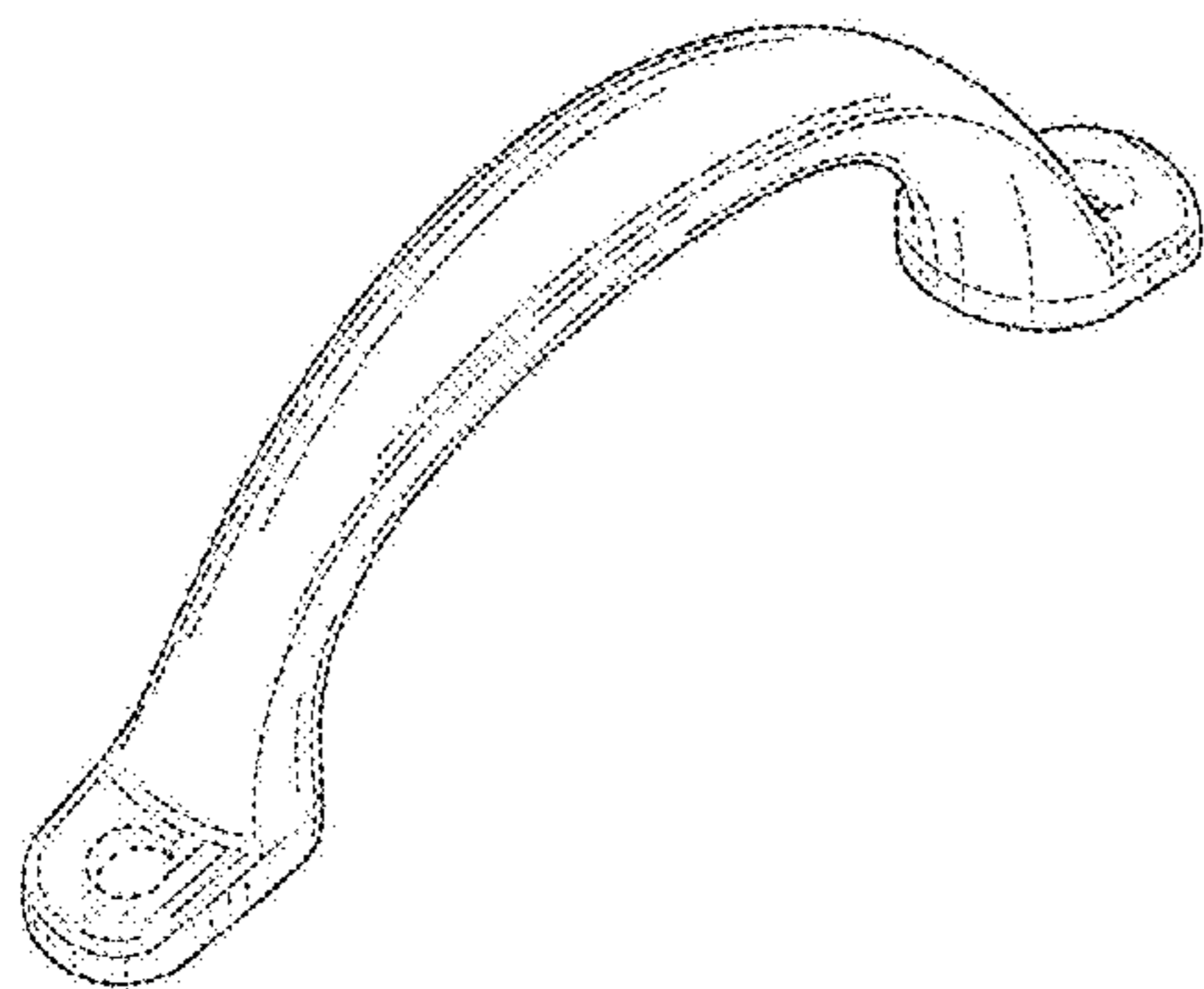
(57) **CLAIM**

The ornamental design for a full grip cookware handle, as shown and described.

DESCRIPTION

FIG. 1 is a perspective view of the full grip cookware handle; FIG. 2 is a top plan view of the full grip cookware handle, the bottom side of which is identical; FIG. 3 is a front elevational view of the full grip cookware handle; FIG. 4 is a rear elevational view of the full grip cookware handle; and, FIG. 5 is a left side devotional view of the full grip cookware handle, the opposite side of which is identical. The broken lines shown are included for the purpose of illustrating the unclaimed portions of the article and form no part of the claimed design.

1 Claim, 2 Drawing Sheets



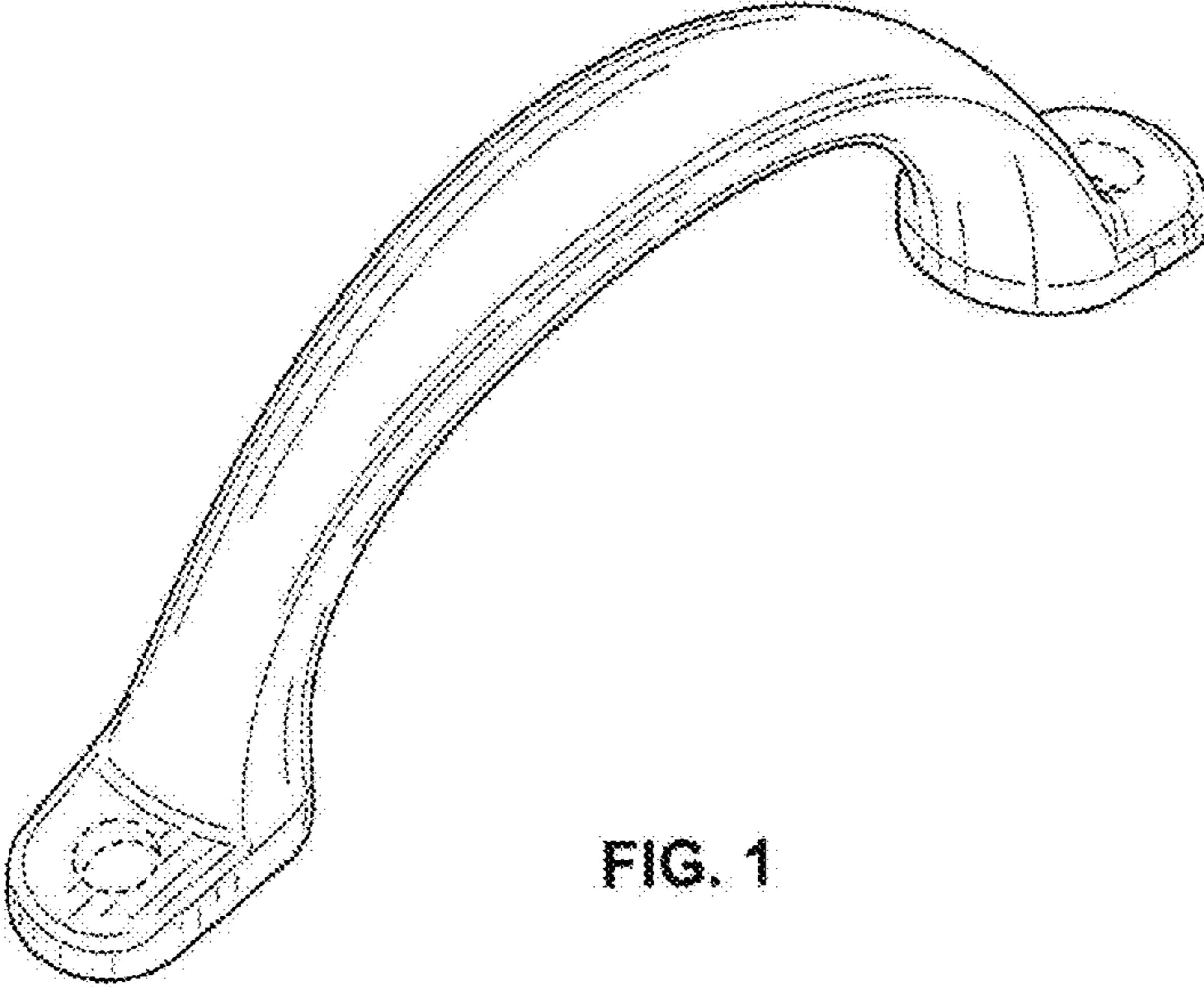


FIG. 1

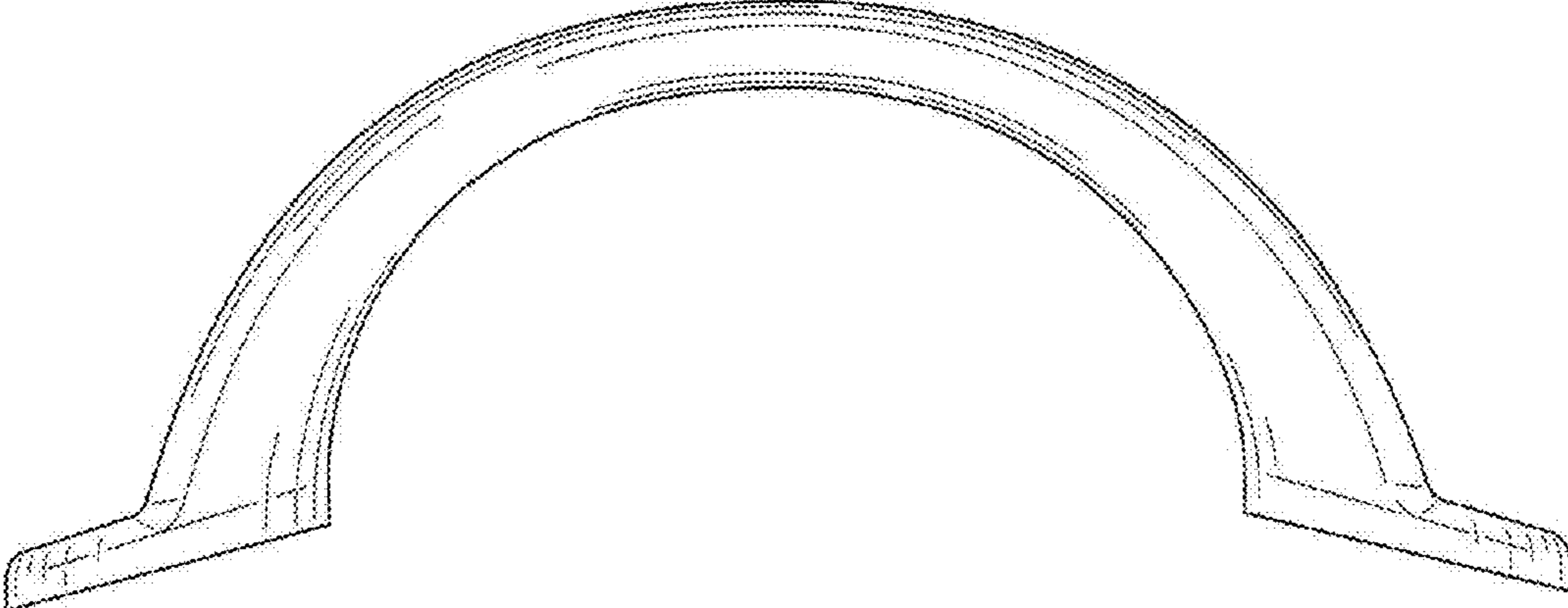


FIG. 2

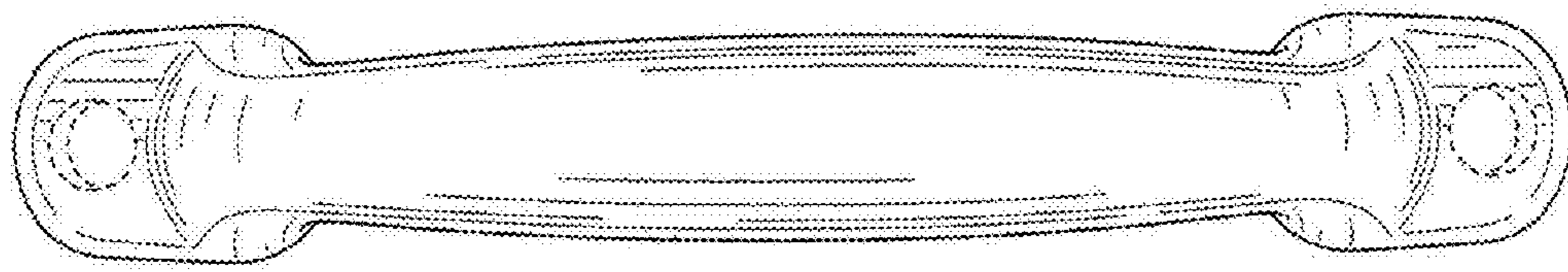


FIG. 3




FIG. 4

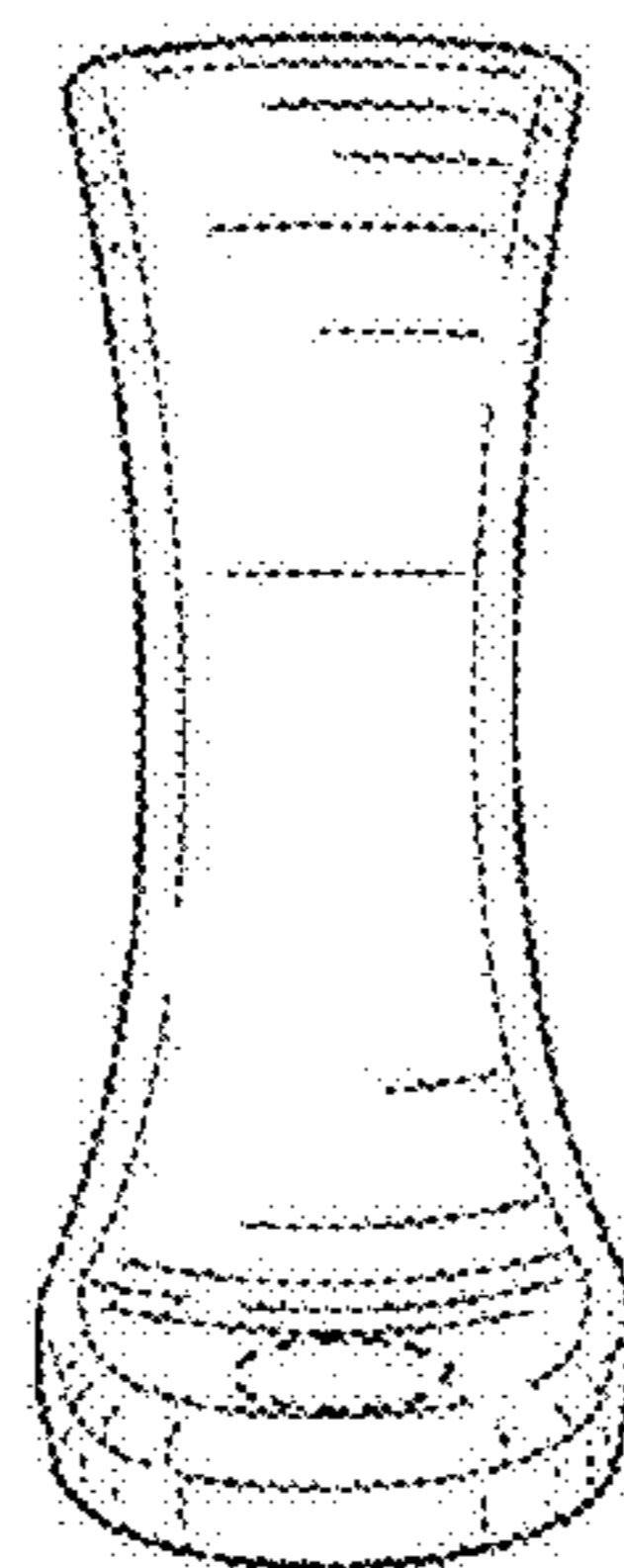


FIG. 5