



US00D702077S

(12) **United States Design Patent**  
**Endres et al.**

(10) **Patent No.:** **US D702,077 S**  
(45) **Date of Patent:** **\*\* Apr. 8, 2014**

(54) **PET TREAT FORMING DEVICE**

220/573.1–573.5, 626, 629, 675, 743, 756,  
220/769, 912; 426/132, 438, 441, 549

(71) Applicant: **Select Brands, Inc.**, Lenexa, KS (US)

See application file for complete search history.

(72) Inventors: **William S. Endres**, Leawood, KS (US);  
**Blaise Wooderson**, Olathe, KS (US);  
**Mark T. Krasne**, Kansas City, MO (US)

(56) **References Cited**

U.S. PATENT DOCUMENTS

(73) Assignee: **Select Brands, Inc.**, Lenexa, KS (US)

D300,068 S \* 2/1989 Pritikin et al. .... D30/129  
D397,700 S \* 9/1998 Rodgers ..... D15/90  
D427,517 S \* 7/2000 Marcks ..... D9/643  
6,429,409 B1 \* 8/2002 Siu ..... 219/450.1  
D487,327 S \* 3/2004 Andersen et al. .... D1/199  
6,860,191 B2 \* 3/2005 Jackson et al. .... 99/340

(\*\*) Term: **14 Years**

(21) Appl. No.: **29/461,537**

(Continued)

(22) Filed: **Jul. 24, 2013**

*Primary Examiner* — Ricky Pham

(74) *Attorney, Agent, or Firm* — Hovey Williams LLP

**Related U.S. Application Data**

(62) Division of application No. 29/434,859, filed on Oct. 17, 2012, now Pat. No. Des. 689,323.

(51) **LOC (10) Cl.** ..... **07-02**

(52) **U.S. Cl.**

USPC ..... **D7/357**; D7/354; D7/359

(58) **Field of Classification Search**

USPC ..... D1/106, 199; D3/271.1; D7/323,  
D7/329–337, 339, 346–347, 350.1–350.4,  
D7/352–367, 387–388, 391, 392.1, 393,  
D7/395, 402, 407–410, 500, 505, 538–545,  
D7/552.1, 552.2, 553.2, 554.3, 555, 566,  
D7/584–587, 602, 672–674, 698, 701, 705,  
D7/708; D9/609, 643, 732; D15/90;  
D19/1; D25/2; D30/129–130;  
99/324–325, 331–332, 337–349, 358,  
99/369–376, 380, 389, 400–418, 421 H,  
99/422–426, 444–446, 483; 119/61.5,  
119/710; 126/9 B, 25 R, 29, 30, 37 R, 261,  
126/275 R, 376.1, 378.1; 206/501–505,  
206/507–508, 518; 219/386, 400, 405,  
219/429–442, 450.1, 452.13, 460.1,  
219/620–624, 725, 730–735;  
220/4.21–4.24, 23.8, 315,

(57) **CLAIM**

The ornamental design for a pet treat forming device, as shown and described.

**DESCRIPTION**

FIG. 1 is a lower perspective view of a pet treat forming device embodying our design, with a rear hinge element, adjacent hinge mounting structure, lower fastener bosses, forward tabs, and an upper margin of the device being shown in broken lines for illustrative purposes only and forming no part of the claimed design;

FIG. 2 is a front elevation view of the pet treat forming device depicted in FIG. 1, with the upper surface being shown in broken lines for illustrative purposes only and forming no part of the claimed design;

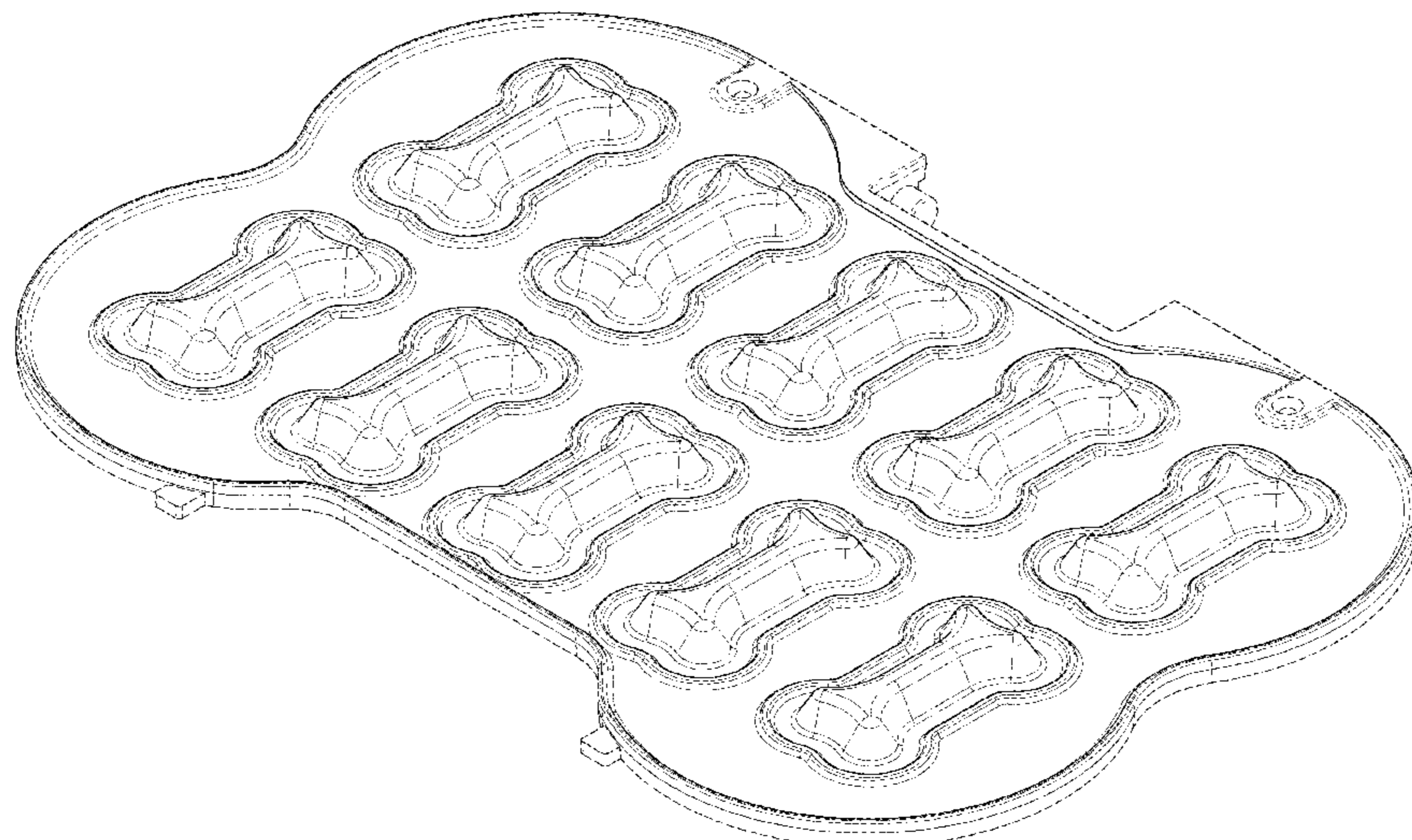
FIG. 3 is a side elevation view of the pet treat forming device depicted in FIGS. 1-2;

FIG. 4 is a rear elevation view of the pet treat forming device depicted in FIGS. 1-3;

FIG. 5 is a side elevation view of the pet treat forming device opposite that depicted in FIG. 3; and,

FIG. 6 is a bottom plan view of the pet treat forming device depicted in FIGS. 1-5.

**1 Claim, 4 Drawing Sheets**



(56)

**References Cited**

U.S. PATENT DOCUMENTS

D507,147 S *	7/2005	Land	.....	D7/357	D665,000 S *	8/2012	Morelli et al.	.....	D15/90
D512,539 S *	12/2005	Brunes et al.	.....	D30/130	D665,577 S *	8/2012	Hollinger	.....	D3/271.1
D541,427 S *	4/2007	Palmer, III	.....	D25/2	D670,956 S *	11/2012	Kokenis	.....	D7/356
D551,562 S *	9/2007	Considine et al.	.....	D9/609	D672,191 S *	12/2012	Hollinger	.....	D7/357
D606,801 S *	12/2009	Kirk	.....	D7/354	D673,190 S *	12/2012	Klemm et al.	.....	D15/90
D610,194 S *	2/2010	Herrenbruck	.....	D19/1	D679,196 S *	4/2013	Dos Santos et al.	.....	D9/732
D611,759 S *	3/2010	Kirk	.....	D7/357	D689,323 S *	9/2013	Endres et al.	.....	D7/352
D620,226 S *	7/2010	Adkins	.....	D1/106	D689,328 S *	9/2013	Hollinger	.....	D7/357
D648,594 S *	11/2011	Bray	.....	D7/352	2006/0272511 A1 *	12/2006	Dreimann et al.	.....	99/372
					2006/0272588 A1 *	12/2006	Decroix	.....	119/61.5
					2009/0151649 A1 *	6/2009	Vardy et al.	.....	119/710

\* cited by examiner

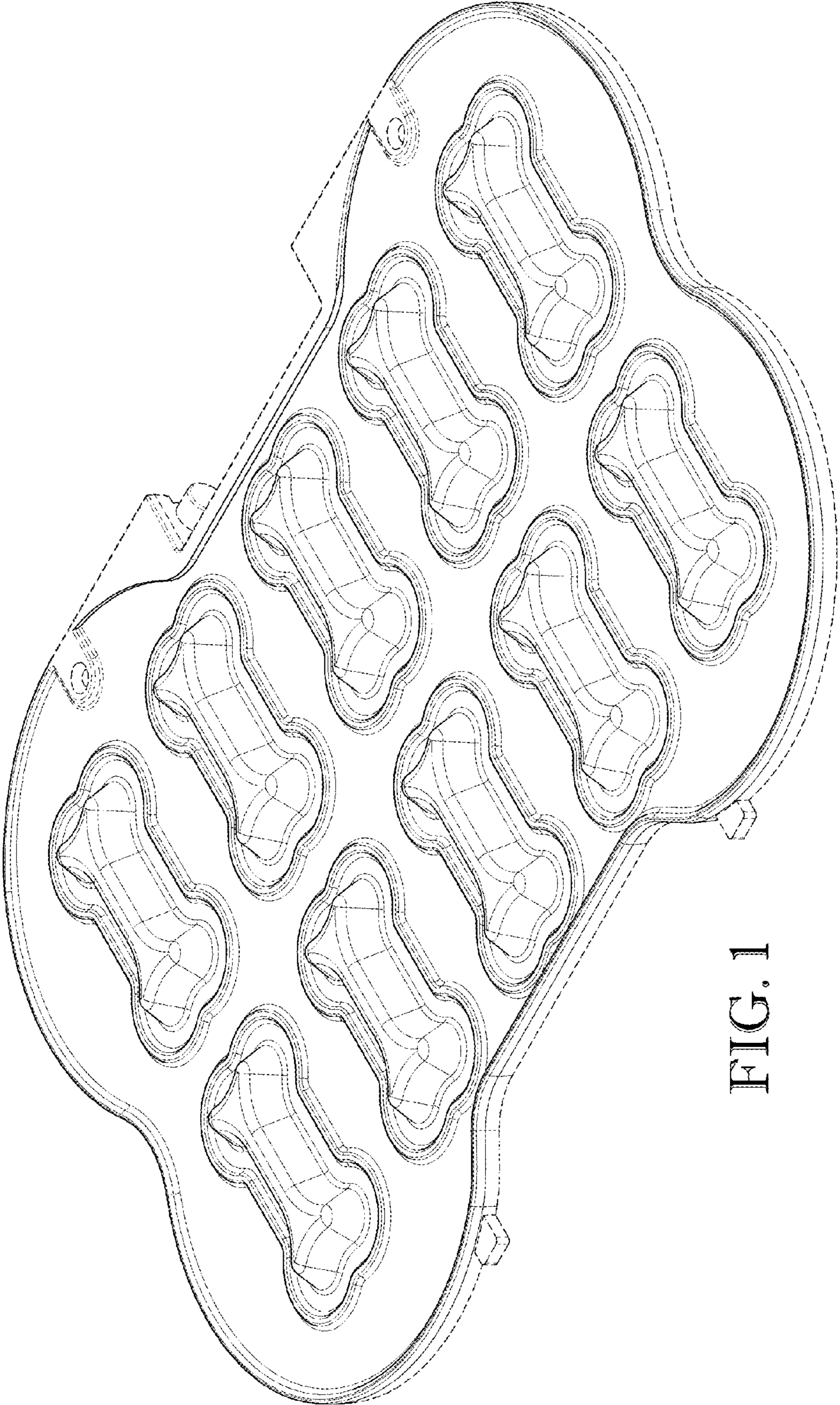


FIG. 1

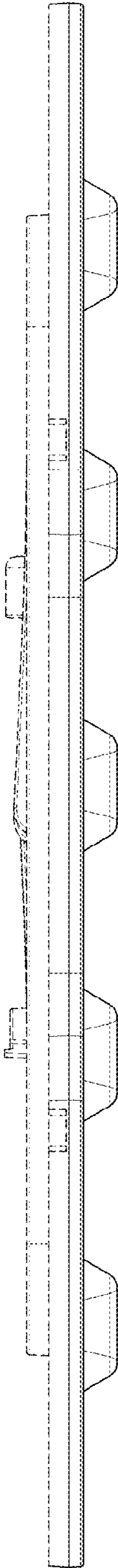


FIG. 2

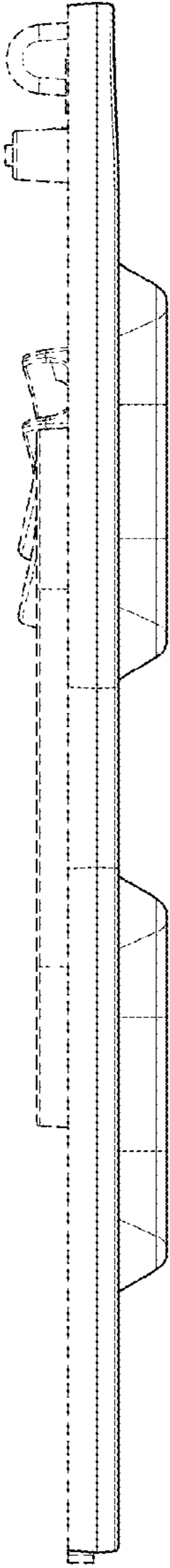


FIG. 3

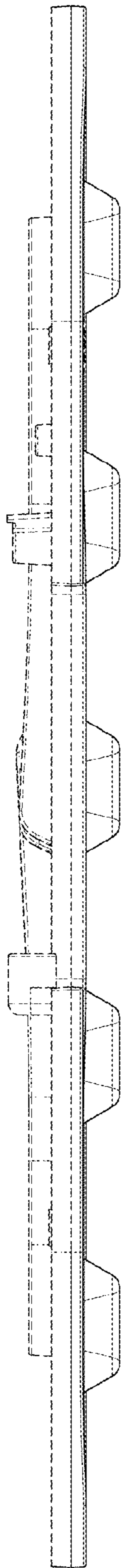


FIG. 4

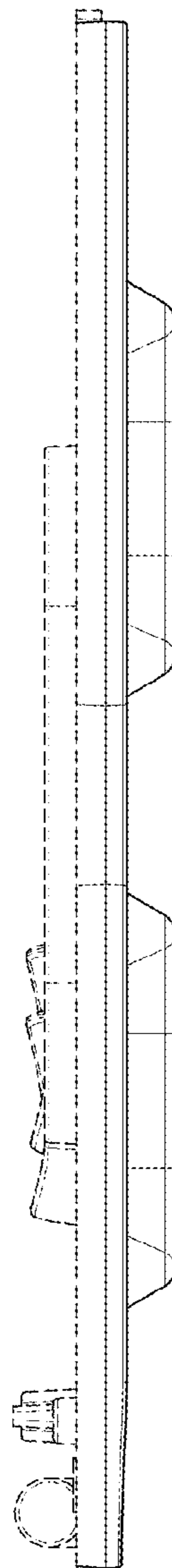


FIG. 5

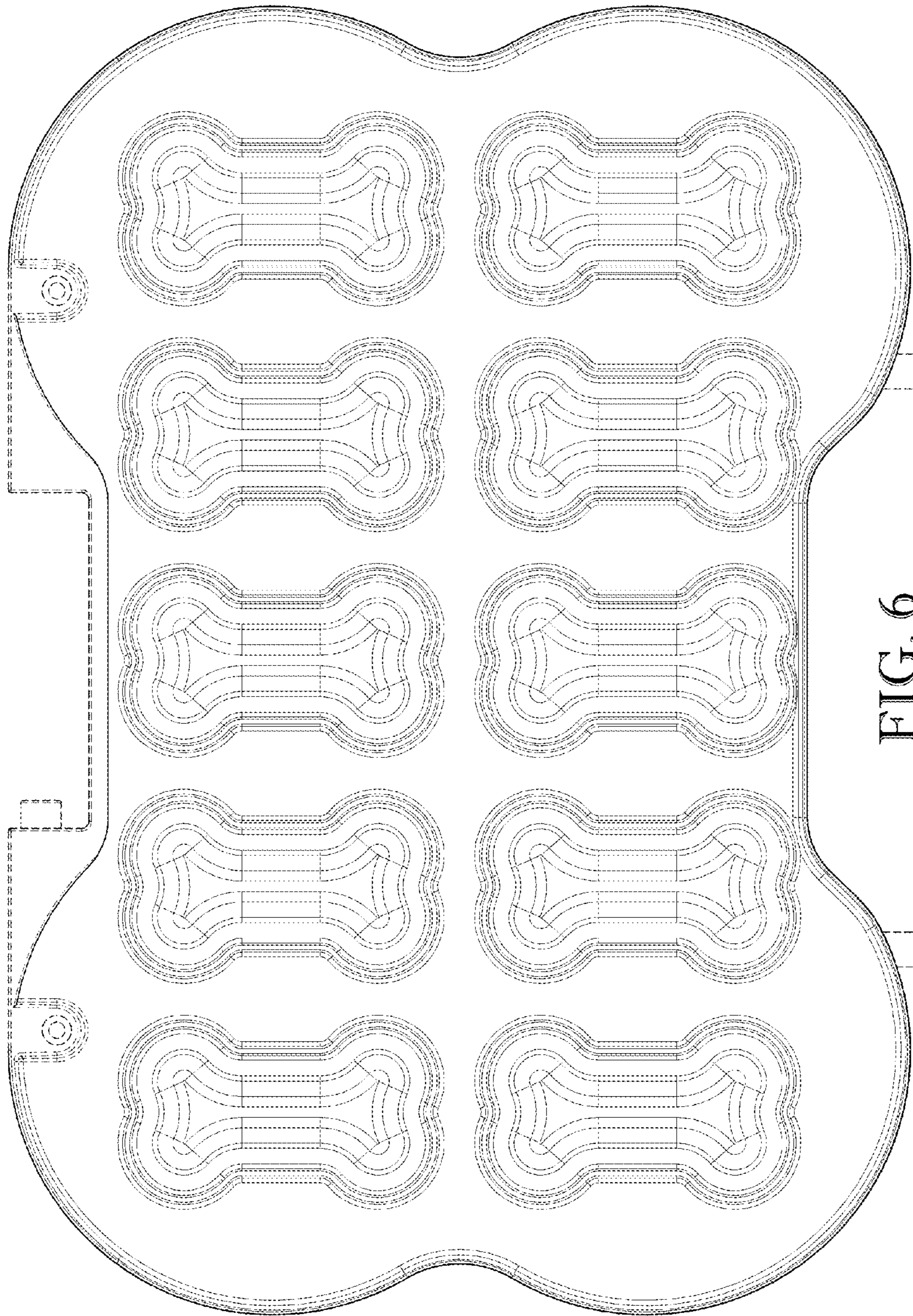


FIG. 6