



US00D702068S

(12) **United States Design Patent**
Mitten et al.

(10) **Patent No.:** **US D702,068 S**
(45) **Date of Patent:** **** Apr. 8, 2014**

(54) **DIVIDER MEMBERS FOR DISPLAY SHELF**

(75) Inventors: **J. Patrick Mitten**, Barrington, IL (US);
Joseph Coretti, Jr., Wheaton, IL (US);
Scott R. Hammac, Joliet, IL (US);
Tracy Marie Groholski, Mount
Prospect, IL (US)

(73) Assignee: **B-O-F Corporation**, Aurora, IL (US)

(**) Term: **14 Years**

(21) Appl. No.: **29/402,599**

(22) Filed: **Sep. 24, 2011**

(51) **LOC (10) Cl.** **06-06**

(52) **U.S. Cl.**
USPC **D6/706**

(58) **Field of Classification Search**
USPC D6/332, 402, 481, 491, 505, 509-511,
D6/706; 108/27, 59, 60; 206/561-564;
211/59.2, 59.4, 135, 153, 183-184;
312/140.1, 140.4, 348.3
See application file for complete search history.

(56) **References Cited**

U.S. PATENT DOCUMENTS

2,634,866	A *	4/1953	Hanshaw	211/86.01
3,198,340	A	8/1965	Tokash		
D243,674	S *	3/1977	Dallaire	D25/124
D256,301	S *	8/1980	Cutts	D6/509
D269,933	S *	8/1983	Daenen et al.	D7/396.1
D275,921	S *	10/1984	Ward	D6/510
4,488,653	A *	12/1984	Belokin	211/184
D285,152	S *	8/1986	Smith	D6/449
4,613,047	A	9/1986	Bushyhead et al.		
D299,795	S *	2/1989	Helstab	D6/332
D305,582	S *	1/1990	Zapf	D6/332
D308,394	S *	6/1990	Smith	D19/34.1
5,160,051	A	11/1992	Bustos		
D366,581	S *	1/1996	Campbell et al.	D6/491

5,490,357	A *	2/1996	Lin	52/220.7
D373,272	S *	9/1996	Saunders	D6/492
5,938,048	A	8/1999	Carroll et al.		
D458,781	S *	6/2002	Cook et al.	D6/511
D473,080	S *	4/2003	Kellogg	D6/491
D482,913	S *	12/2003	Lingvall	D6/509
D484,336	S *	12/2003	Hansen et al.	D6/491
6,685,037	B1 *	2/2004	Zadak	211/184
D495,539	S *	9/2004	Sjoberg	D6/509
D507,915	S *	8/2005	Nagel	D6/511
D510,220	S *	10/2005	Sandy	D6/511
D521,777	S *	5/2006	Gusdorf et al.	D6/511
7,124,897	B2	10/2006	Bustos		
D545,092	S	6/2007	Knorring, Jr. et al.		
D564,764	S *	3/2008	Springer et al.	D6/332
D568,645	S *	5/2008	Gore et al.	D6/509
D587,562	S *	3/2009	Fernandez	D8/381

(Continued)

FOREIGN PATENT DOCUMENTS

KR	20-0327237	9/2003
WO	WO-2009097655 A1	8/2009
WO	WO-2010062985 A1	6/2010

Primary Examiner — Kelley Donnelly

(74) *Attorney, Agent, or Firm* — Marshall, Gerstein & Borun
LLP

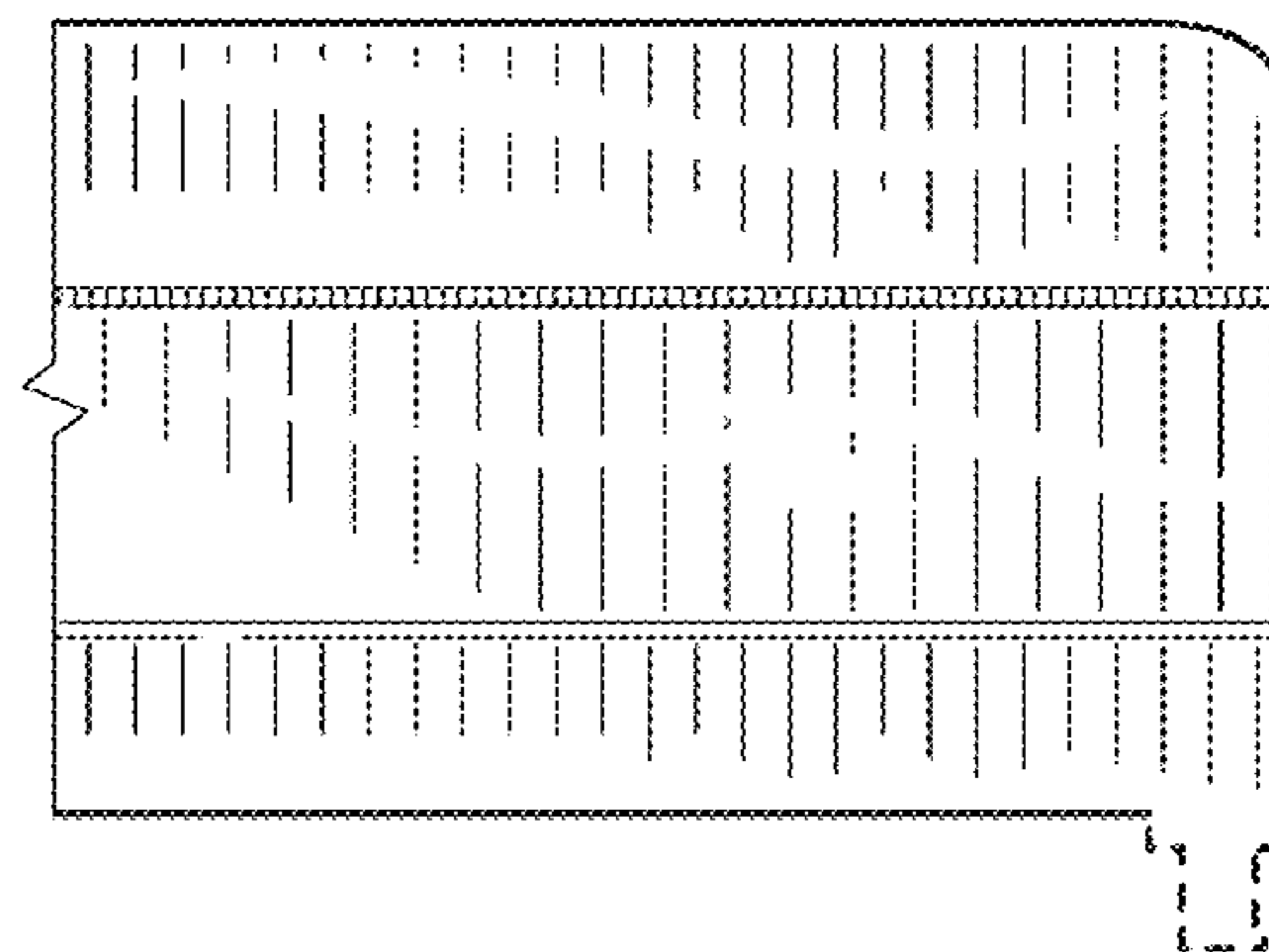
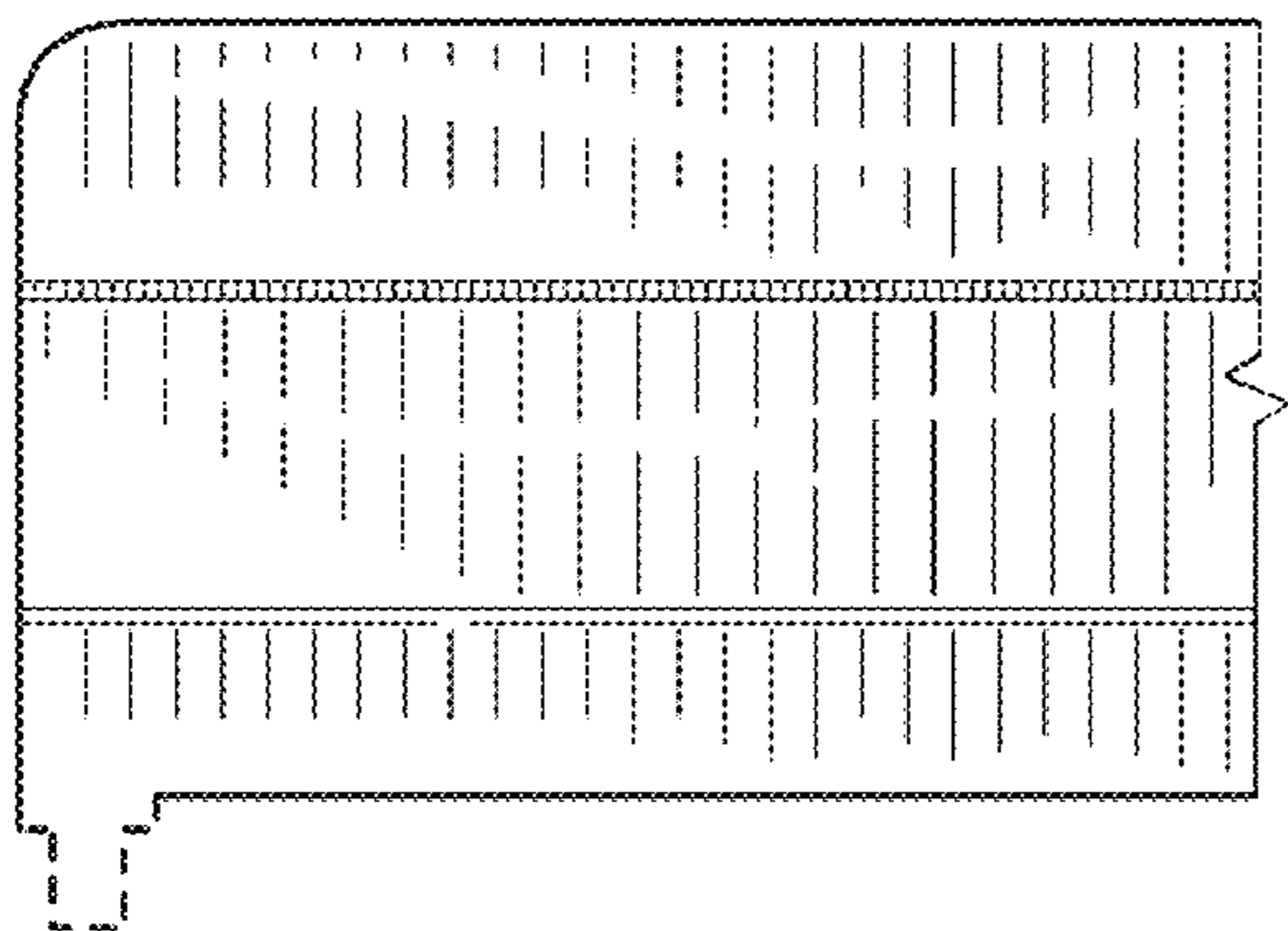
(57) **CLAIM**

The ornamental design for a divider member for display shelf,
as shown and described.

DESCRIPTION

FIG. 1 is a side plan view of a divider member for display shelf showing our new design; and, FIG. 2 is a front view thereof. FIG. 1 is shown broken away and understood to indicate that no particular length is claimed. The broken lines that can be seen in FIGS. 1 and 2 are used to represent environmental subject matter and form no part of the claimed design.

1 Claim, 1 Drawing Sheet



(56)

References Cited

U.S. PATENT DOCUMENTS

D587,939 S * 3/2009 Schloss D6/491
D613,100 S * 4/2010 Chancey D6/510
D619,393 S * 7/2010 Golias et al. D6/511
D623,577 S * 9/2010 Orson et al. D12/345

D639,599 S * 6/2011 Stewart et al. D7/354
D641,560 S * 7/2011 Thompson D6/332
D664,794 S * 8/2012 Leveto D6/511
D690,118 S * 9/2013 Grandin et al. D6/332
2006/0283819 A1 12/2006 Larsen et al.

* cited by examiner

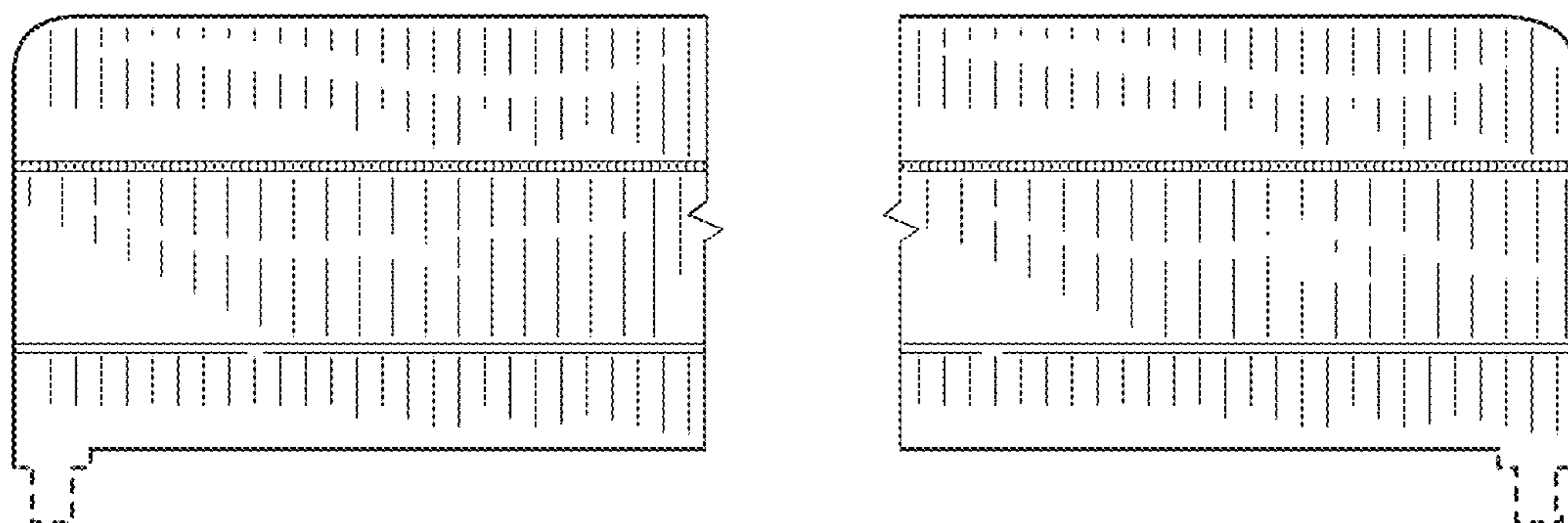


FIG. 1



FIG. 2