



US00D702065S

(12) **United States Design Patent**
Moore

(10) **Patent No.:** **US D702,065 S**

(45) **Date of Patent:** **** Apr. 8, 2014**

(54) **GUITAR STAND**

(71) Applicant: **Eugene C. Moore**, Johnstown, CO (US)

(72) Inventor: **Eugene C. Moore**, Johnstown, CO (US)

(**) Term: **14 Years**

(21) Appl. No.: **29/463,363**

(22) Filed: **Oct. 28, 2013**

(51) **LOC (10) Cl.** **06-06**

(52) **U.S. Cl.**
USPC **D6/682.4**

(58) **Field of Classification Search**
USPC D6/396-397, 449-450, 466-467, 509,
D6/672-673, 682-682.4; D14/447;
D17/20; 248/166; 211/1, 2, 13.1,
211/44-45, 72, 85.2, 85.6, 85.8, 85.14,
211/85.31, 86.01

See application file for complete search history.

(56) **References Cited**

U.S. PATENT DOCUMENTS

D162,207 S *	2/1951	Mettenleiter	D6/467
D192,756 S *	5/1962	Hodgman	D3/309
D249,425 S *	9/1978	Jones	D6/462
D252,001 S *	6/1979	Arnold	D6/552
4,181,221 A *	1/1980	Tennant	206/317
D256,303 S *	8/1980	Rieman	D6/552
D292,457 S *	10/1987	Hunter	D6/469
D297,692 S *	9/1988	Martinez	D6/528
D315,746 S *	3/1991	Christensen	D19/90
D530,960 S *	10/2006	Osiecki et al.	D6/552

D548,487 S *	8/2007	Osiecki et al.	D6/467
D550,015 S *	9/2007	Thrall	D6/572
D610,304 S *	2/2010	Hong et al.	D28/9
7,721,899 B2 *	5/2010	Lambert	211/65
D650,611 S *	12/2011	Melhart	D6/467
8,167,148 B2 *	5/2012	Jacobson et al.	211/85.6
D675,039 S *	1/2013	Foisy	D6/682
D688,589 S *	8/2013	Hung et al.	D11/148
D689,718 S *	9/2013	Puckett	D6/683
D695,546 S *	12/2013	Kruger et al.	D6/534

* cited by examiner

Primary Examiner — Kelley Donnelly

(74) *Attorney, Agent, or Firm* — William E. Hein

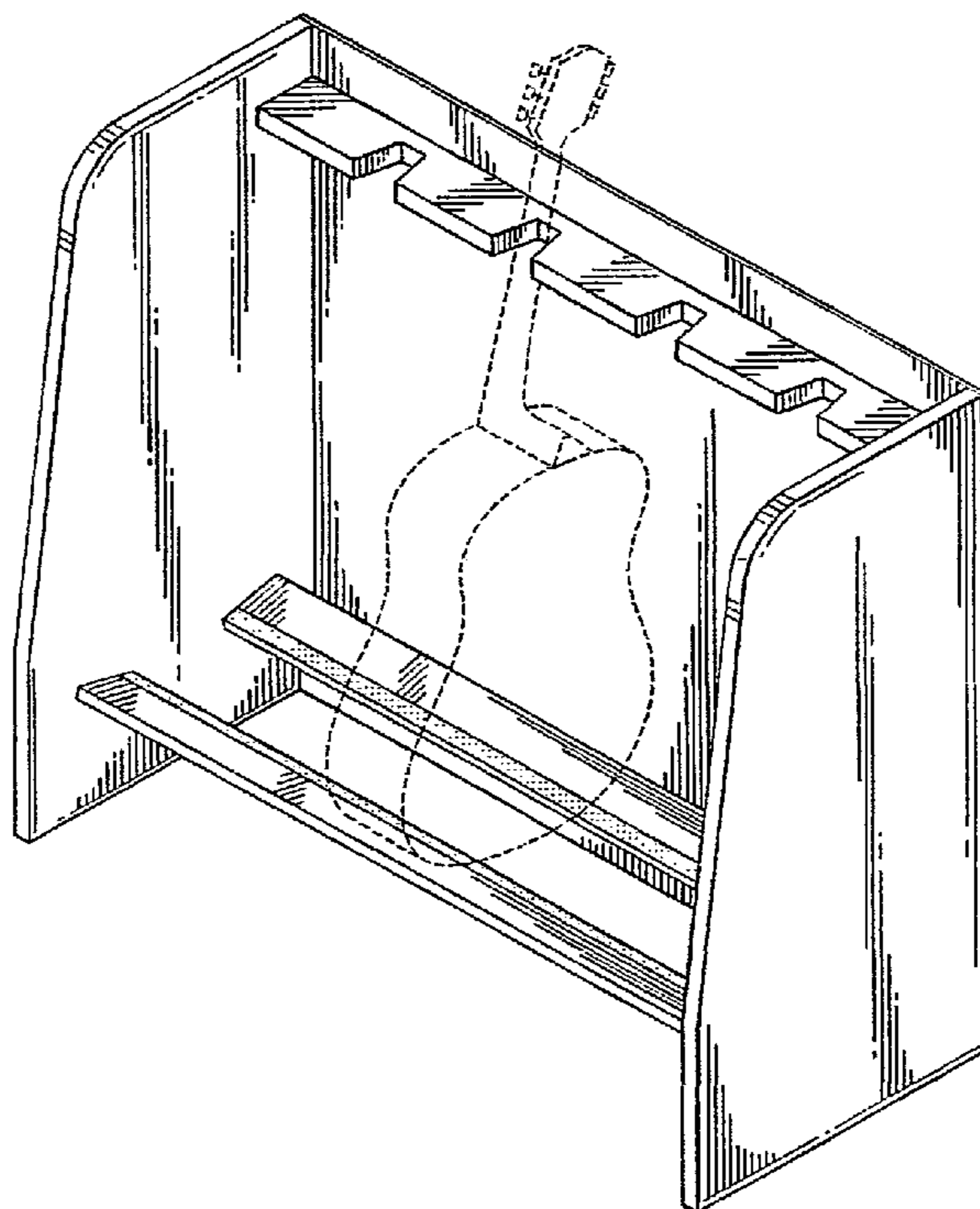
(57) **CLAIM**

The ornamental design for a guitar stand, as shown and described.

DESCRIPTION

FIG. 1 is a front elevation view of a guitar stand showing my new design;
FIG. 2 is a left side elevation view;
FIG. 3 is a right side elevation view;
FIG. 4 is a top plan view;
FIG. 5 is a bottom plan view;
FIG. 6 is a rear elevation view; and,
FIG. 7 is a perspective view thereof shown with environment. The broken lines showing a guitar in FIG. 7 are for the purposes of illustrating the environment of the article only and form no part of the claimed design.

1 Claim, 2 Drawing Sheets



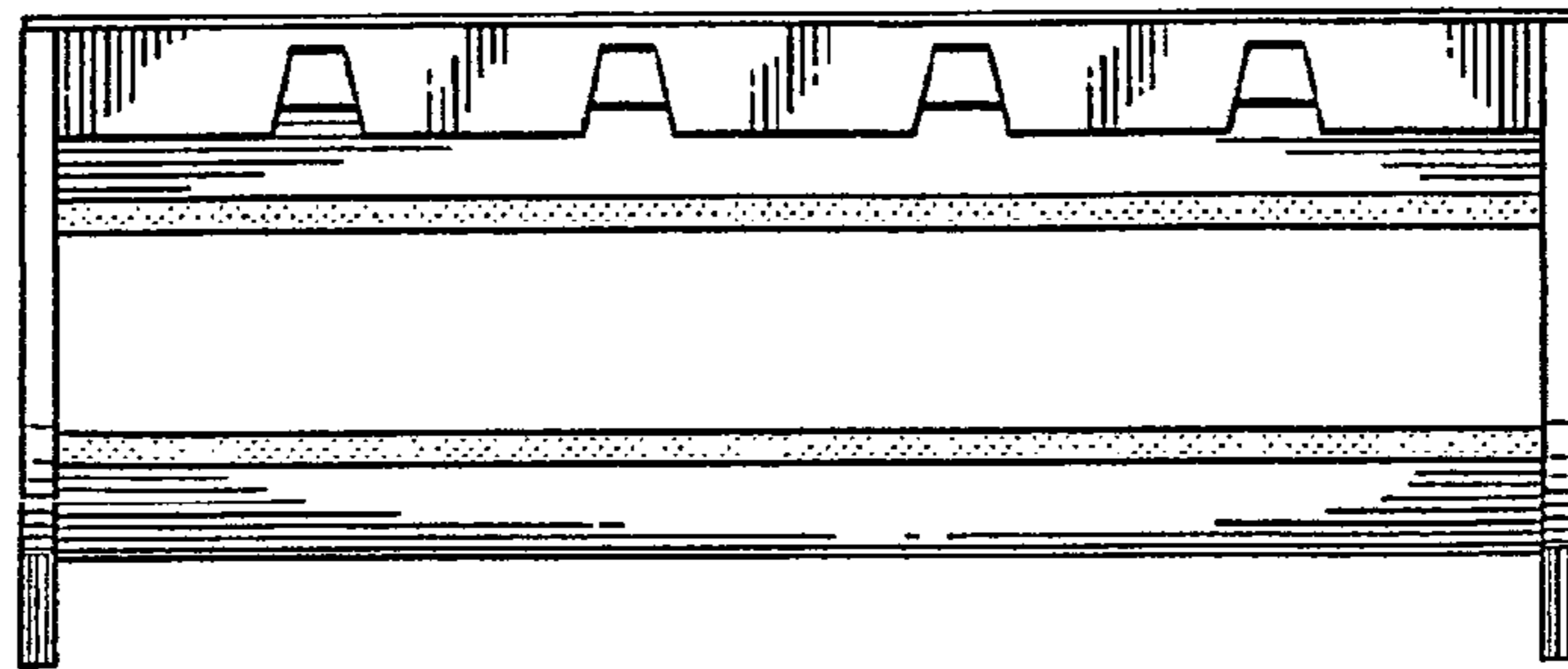


FIG. 4

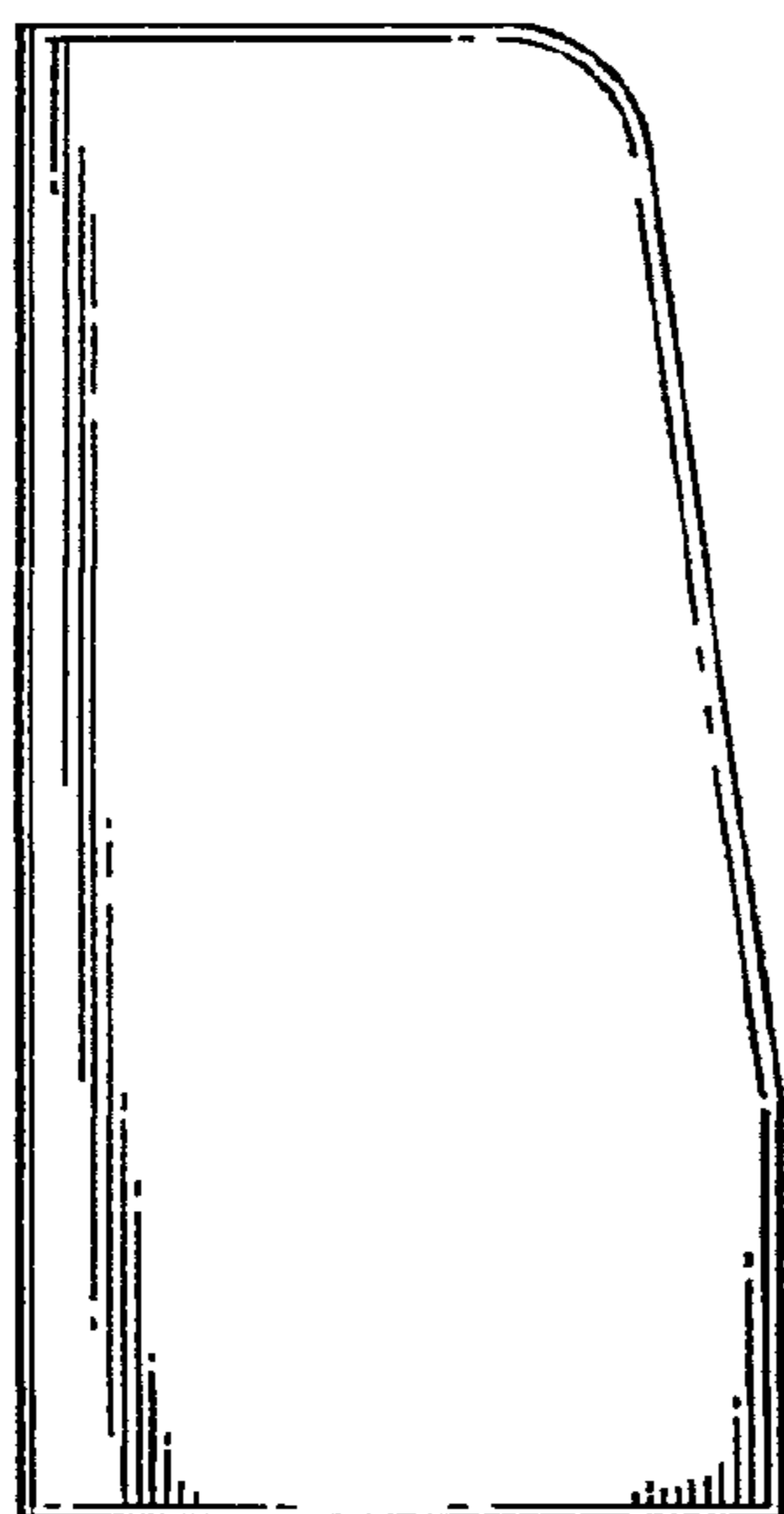


FIG. 2

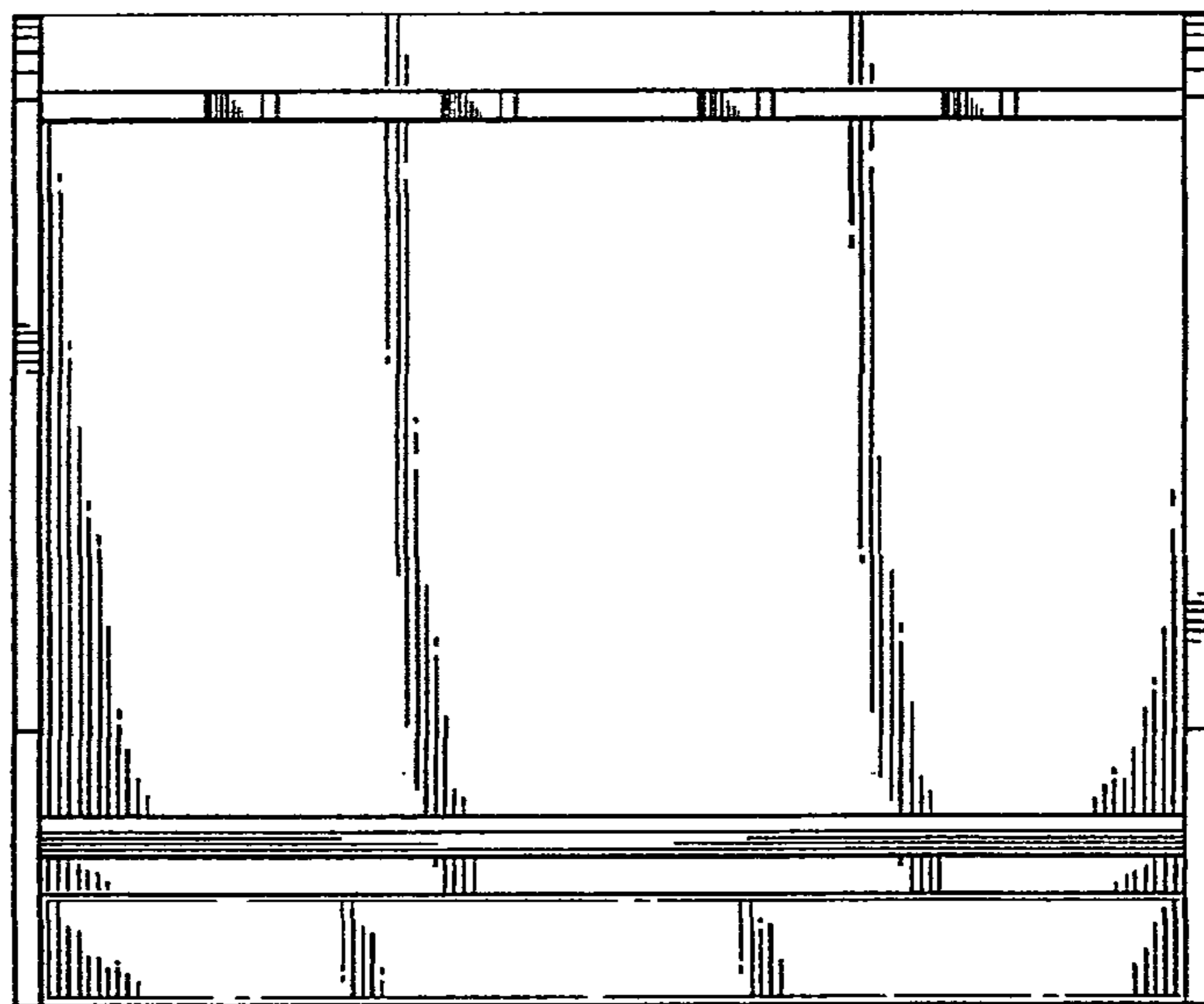


FIG. 1

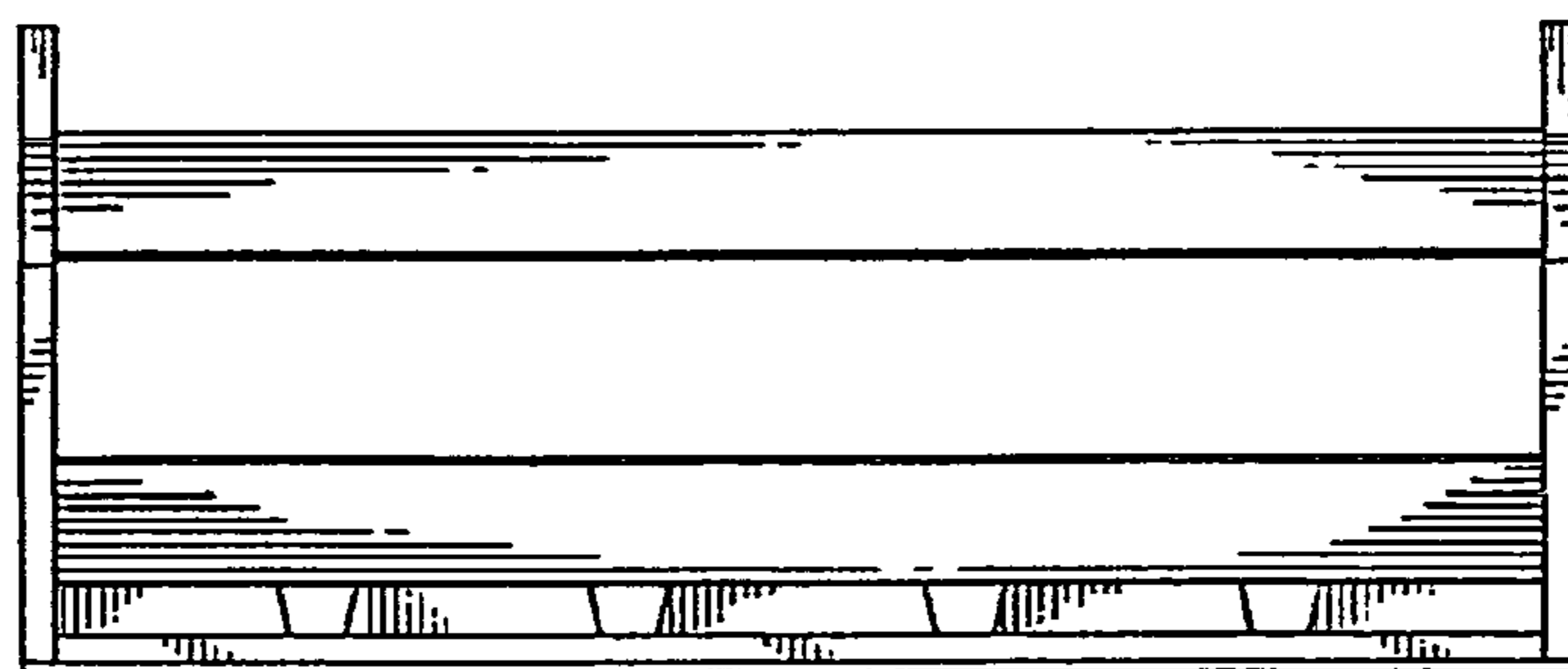


FIG. 5

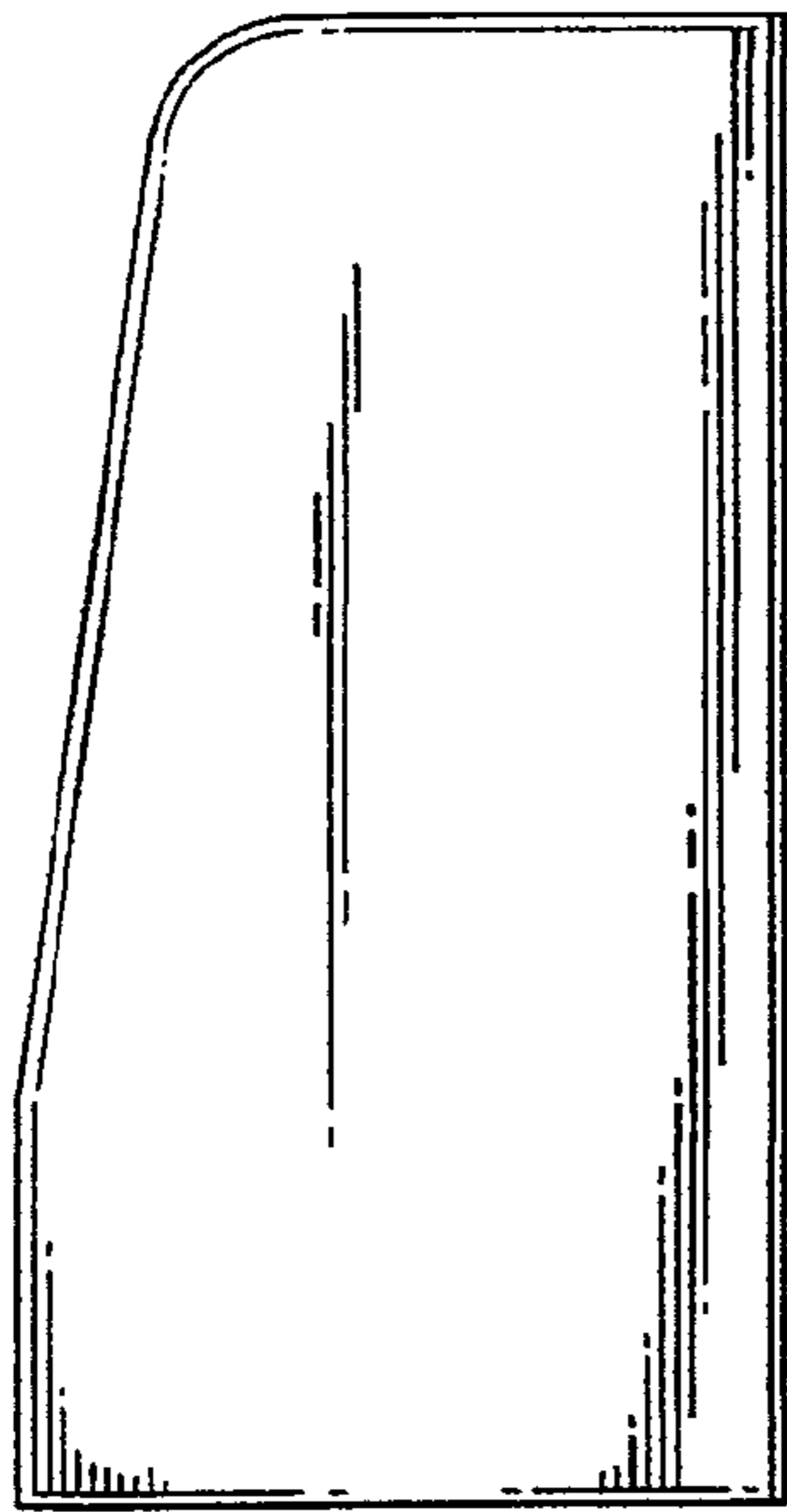


FIG. 3




FIG. 6

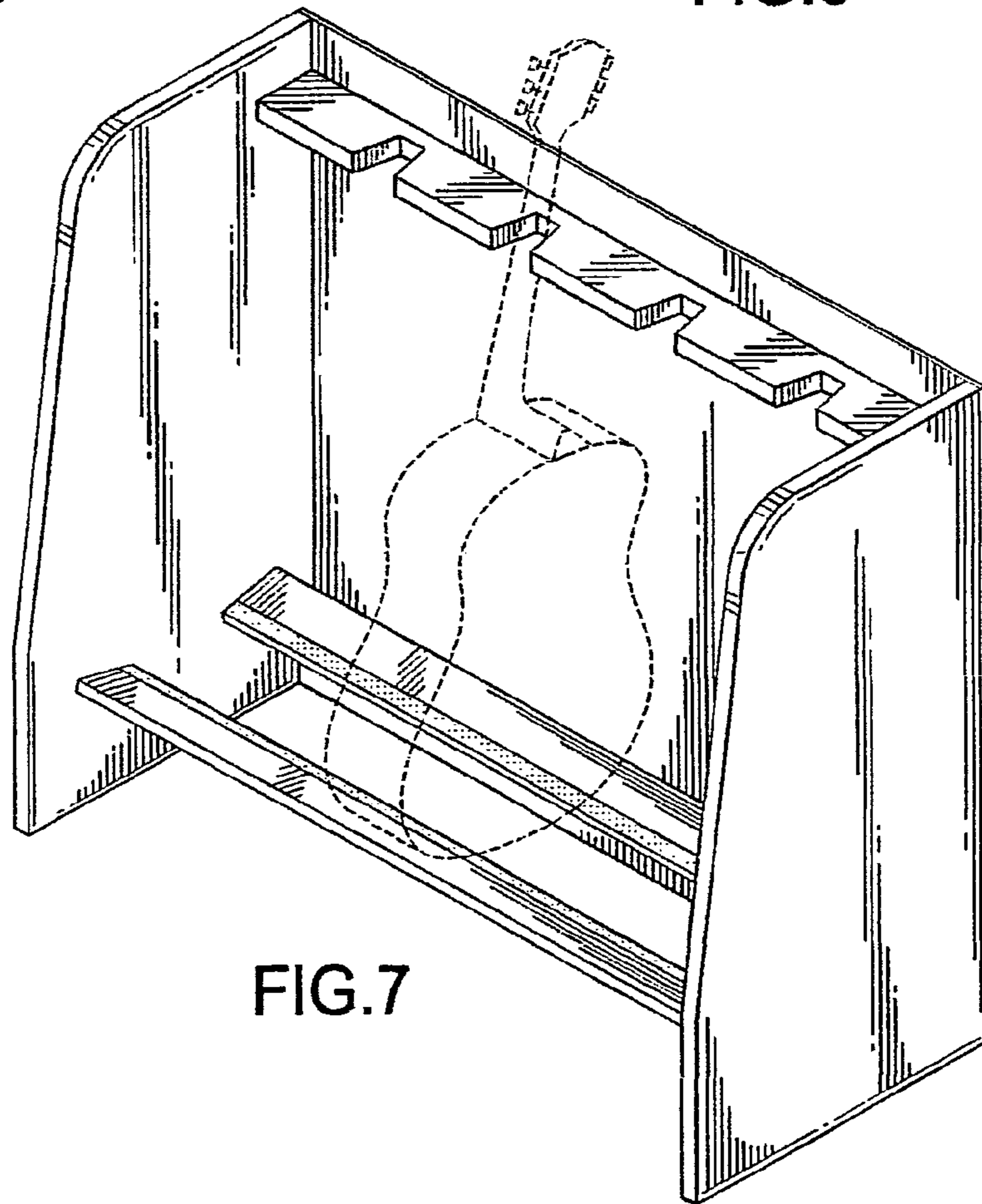


FIG. 7