



US00D702050S

(12) **United States Design Patent**
Jasinski et al.

(10) **Patent No.:** **US D702,050 S**
(45) **Date of Patent:** **** Apr. 8, 2014**

(54) **BALANCE CLOTHES HANGER**
(71) Applicants: **Kenneth Dennis Jasinski**, South San Francisco, CA (US); **Quan Zhou Jasinski**, South San Francisco, CA (US)

(72) Inventors: **Kenneth Dennis Jasinski**, South San Francisco, CA (US); **Quan Zhou Jasinski**, South San Francisco, CA (US)

(**) Term: **14 Years**

(21) Appl. No.: **29/441,867**

(22) Filed: **Jan. 10, 2013**

(51) **LOC (10) Cl.** **06-08**

(52) **U.S. Cl.**
USPC **D6/319**

(58) **Field of Classification Search**
USPC D6/315-328; 223/85-98; 211/13.1, 10, 211/86.01, 87.01, 85.2, 113
See application file for complete search history.

(56) **References Cited**

U.S. PATENT DOCUMENTS

3,411,680 A * 11/1968 Lundeen 223/96
6,006,964 A * 12/1999 White 223/85

6,036,062 A * 3/2000 von Fabris auf Mayerhofen 223/85
6,047,867 A * 4/2000 Heiber 223/96
6,260,746 B1 * 7/2001 Abdi 223/85
6,315,176 B1 * 11/2001 Abdi 223/85
D464,813 S * 10/2002 Lin D6/326

* cited by examiner

Primary Examiner — Derrick Holland

Assistant Examiner — Lauren Calve

(74) *Attorney, Agent, or Firm* — Patent Law Offices of Michael E. Woods; Michael E. Woods

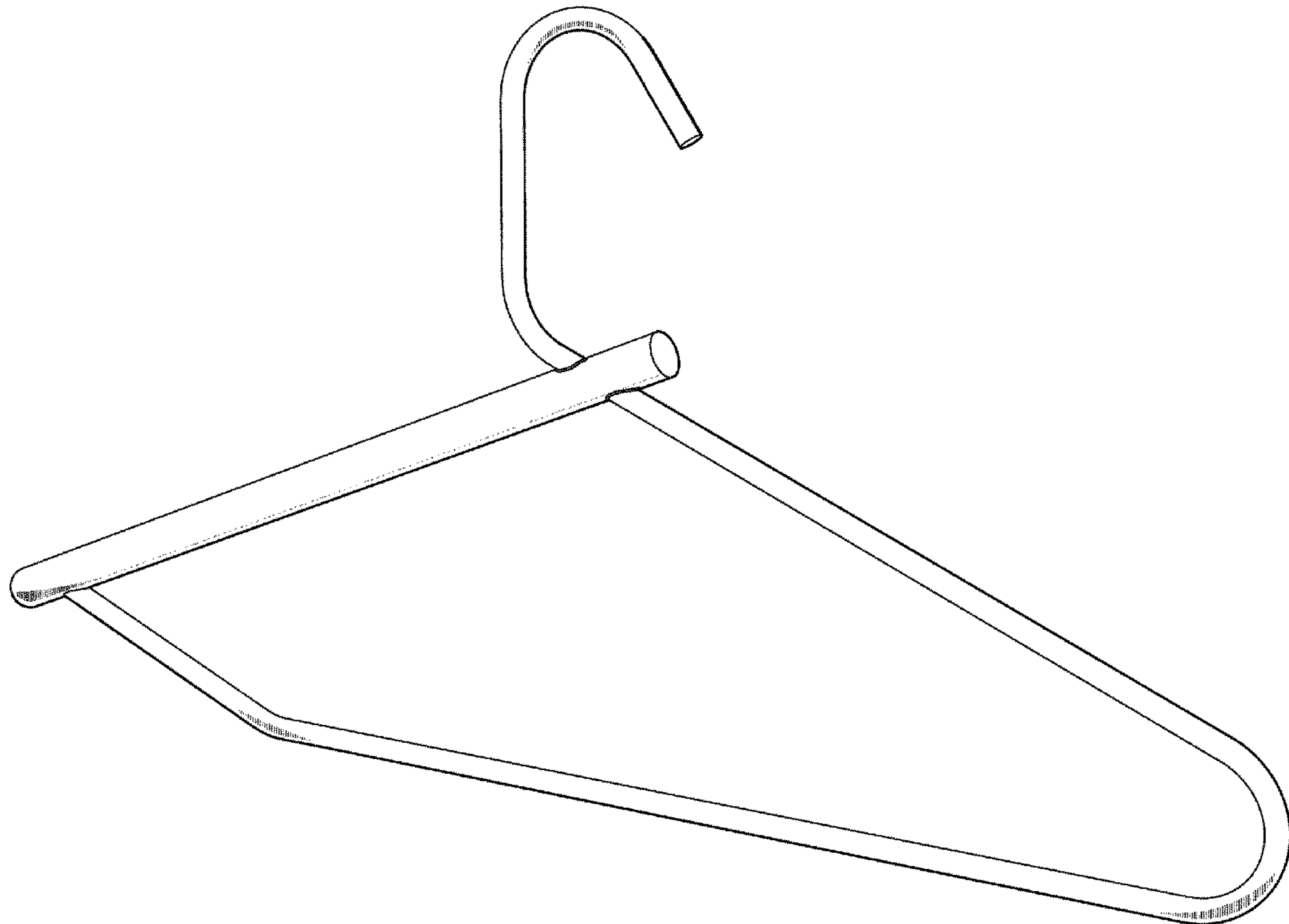
(57) **CLAIM**

The ornamental design for a balance clothes hanger, as shown and described.

DESCRIPTION

FIG. 1 is a perspective front quarter view of the balance clothes hanger;
FIG. 2 is a front elevation view thereof;
FIG. 3 is a rear elevation view thereof;
FIG. 4 is a top plan view thereof;
FIG. 5 is a bottom plan view thereof;
FIG. 6 is a right-hand elevation view thereof; and,
FIG. 7 is a left-hand elevation view thereof.

1 Claim, 5 Drawing Sheets



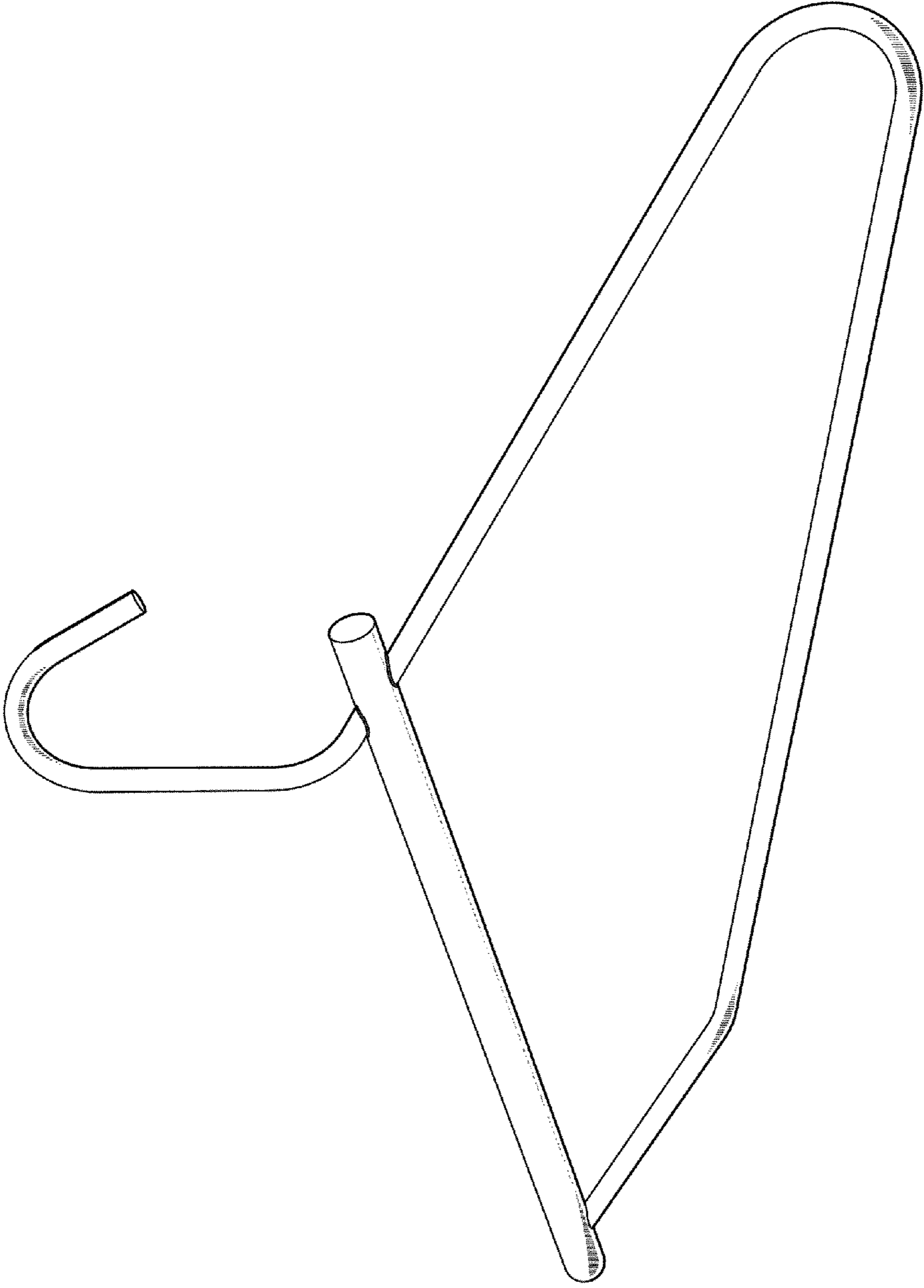


FIG. 1

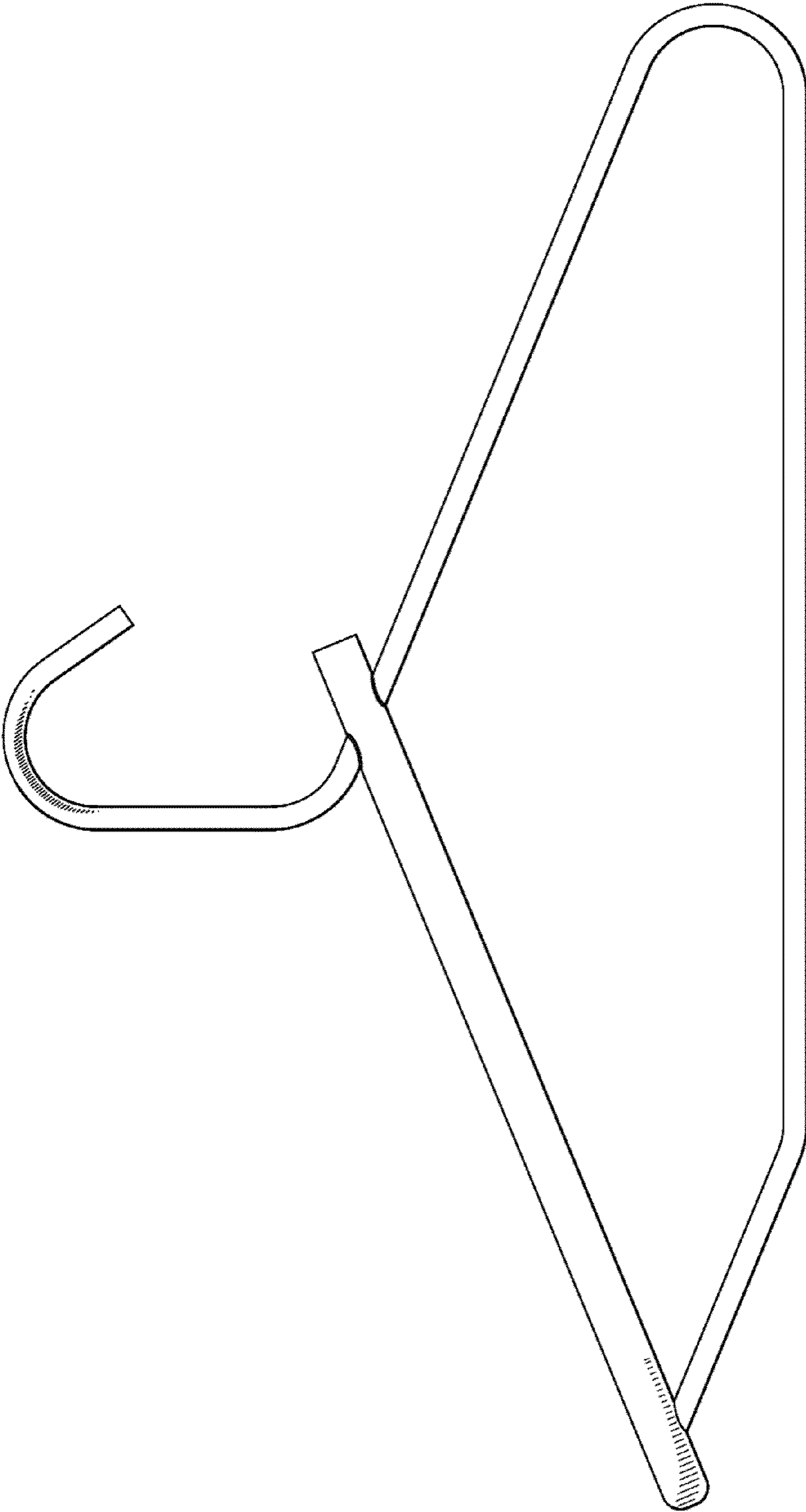


FIG. 2

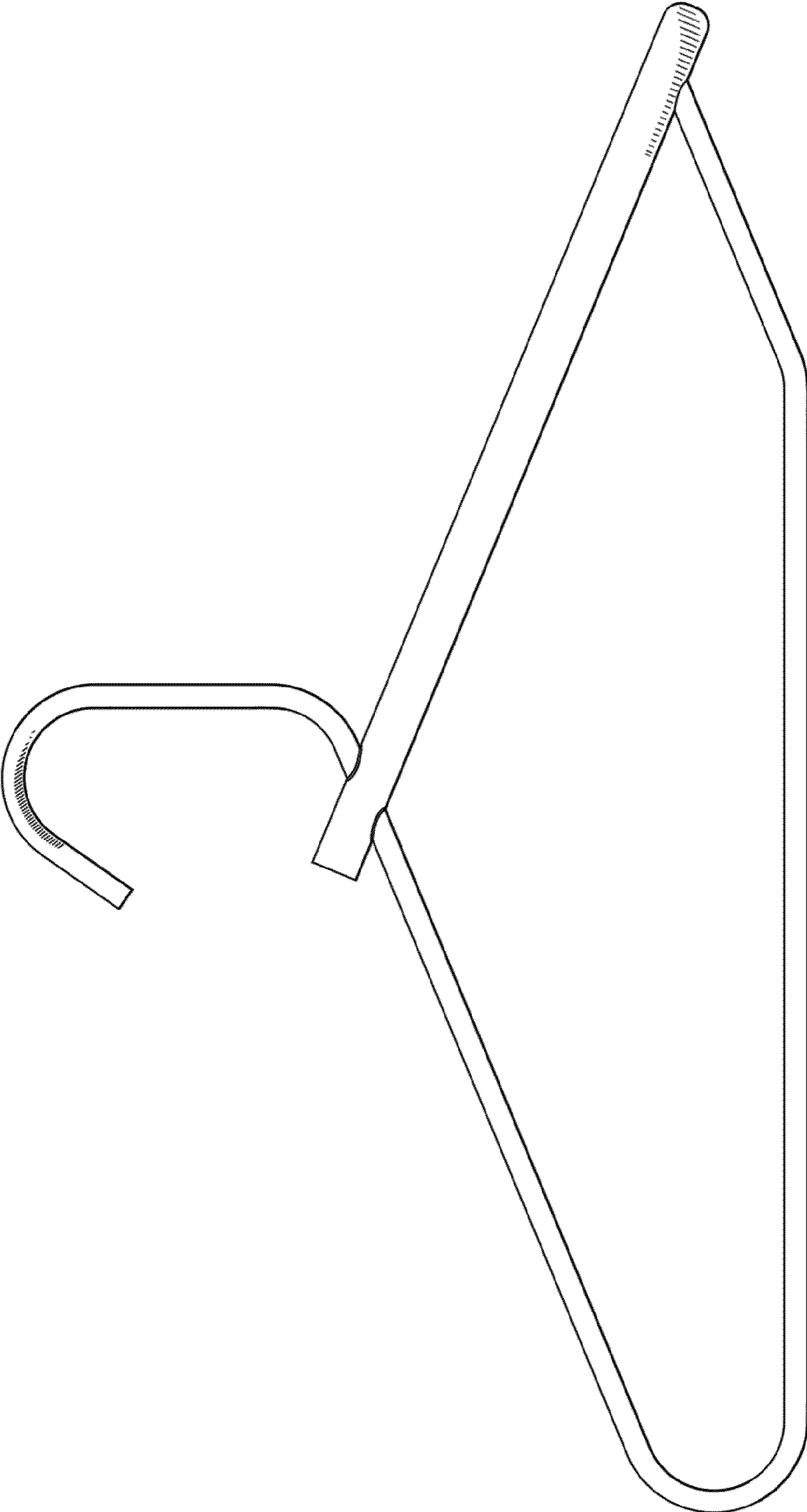


FIG. 3



FIG. 4



FIG. 5



FIG. 7



FIG. 6