



US00D702049S

(12) **United States Design Patent**  
**Lazri**

(10) **Patent No.:** **US D702,049 S**

(45) **Date of Patent:** **\*\* Apr. 8, 2014**

(54) **REVERSIBLE HANGER**

(71) Applicant: **Tarik Lazri**, Arlington, VA (US)

(72) Inventor: **Tarik Lazri**, Arlington, VA (US)

(\*\*) Term: **14 Years**

(21) Appl. No.: **29/440,935**

(22) Filed: **Dec. 28, 2012**

(51) **LOC (10) Cl.** ..... **06-08**

(52) **U.S. Cl.**  
USPC ..... **D6/319**

(58) **Field of Classification Search**  
USPC ..... D6/315-328; 223/85-98; 211/13.1, 10,  
211/86.01, 87.01, 85.2, 113  
See application file for complete search history.

(56) **References Cited**

**U.S. PATENT DOCUMENTS**

3,463,369 A \* 8/1969 Moskowitz ..... 223/91  
D278,291 S \* 4/1985 Gurule ..... D6/328  
D324,459 S \* 3/1992 Gouldson et al. .... D6/326

6,250,523 B1 \* 6/2001 Louw ..... 223/96  
D642,388 S \* 8/2011 Henderson ..... D6/319  
D650,176 S \* 12/2011 Gadsby ..... D6/315  
D689,702 S \* 9/2013 Levin et al. .... D6/323

\* cited by examiner

*Primary Examiner* — Derrick Holland

*Assistant Examiner* — Lauren Calve

(74) *Attorney, Agent, or Firm* — Ernesto Garcia

(57) **CLAIM**

The ornamental design for a reversible hanger, as shown.

**DESCRIPTION**

FIG. 1 is a perspective view of a reversible hanger, showing my new design.

FIG. 2 is a top plan view thereof.

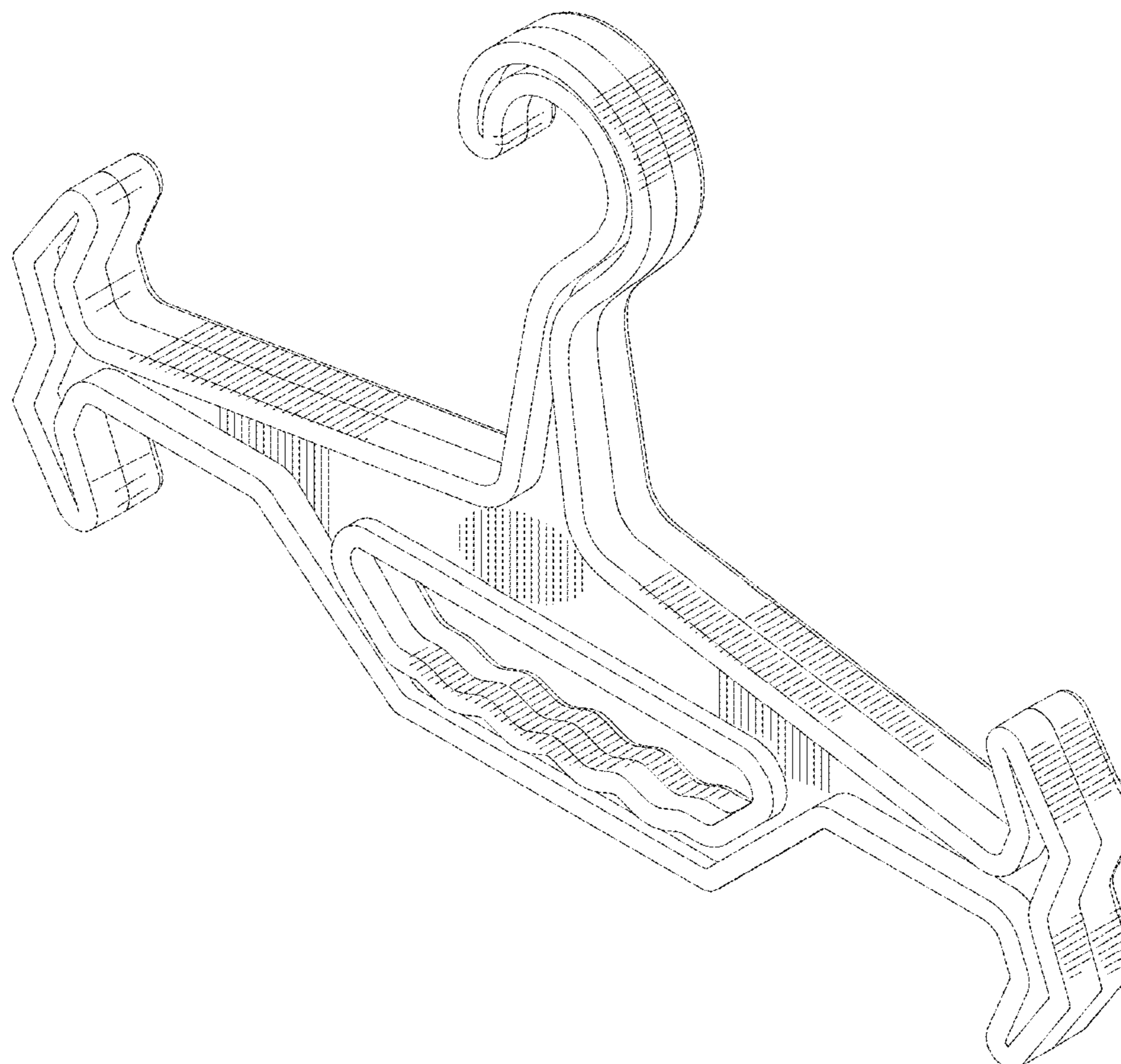
FIG. 3 is a bottom plan view thereof.

FIG. 4 is a front elevational view thereof.

FIG. 5 is a cross-sectional view taken at section 5-5 in FIG. 4; and,

FIG. 6 is a side elevational view of the hanger of FIG. 1.

**1 Claim, 2 Drawing Sheets**



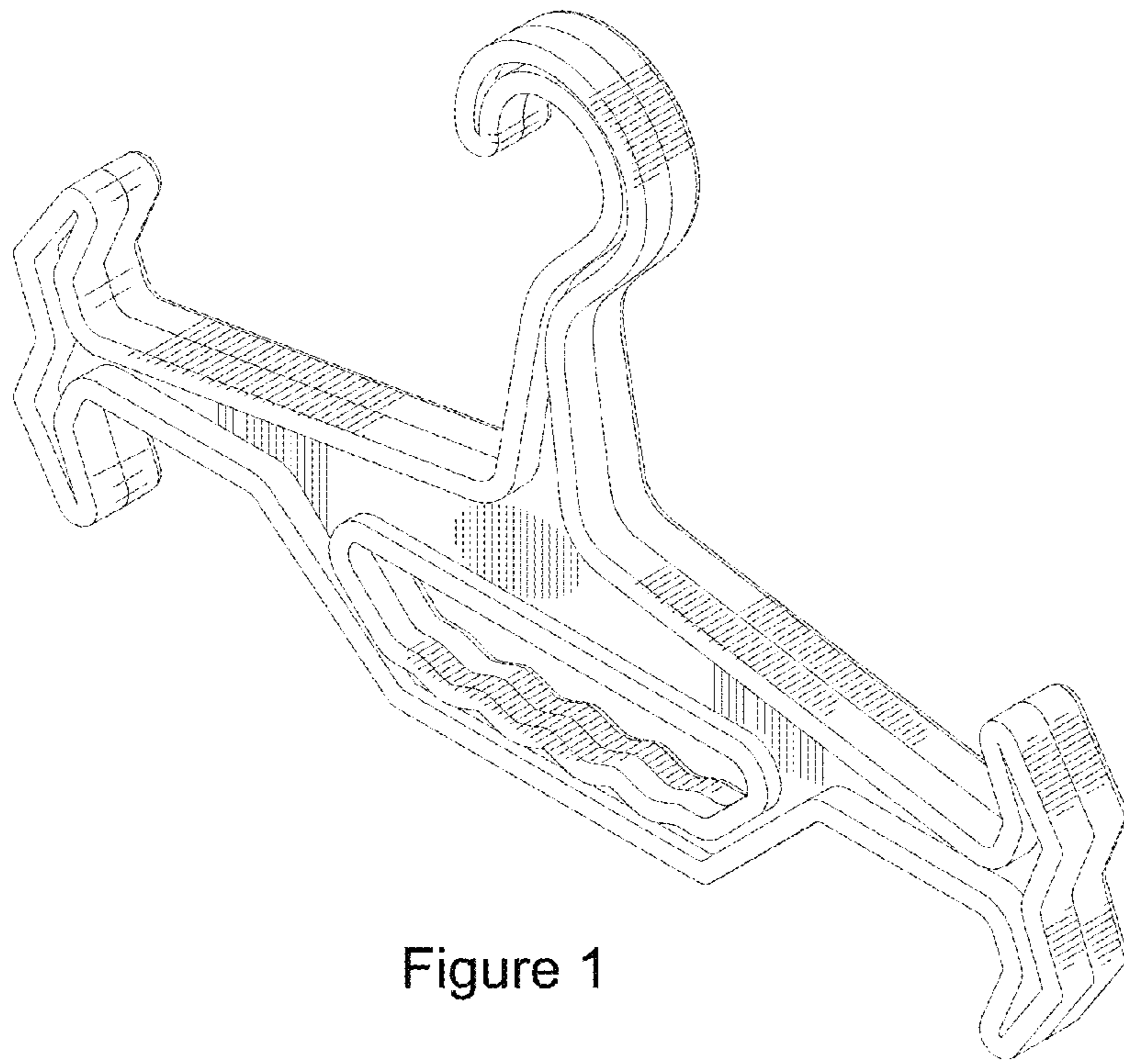


Figure 1

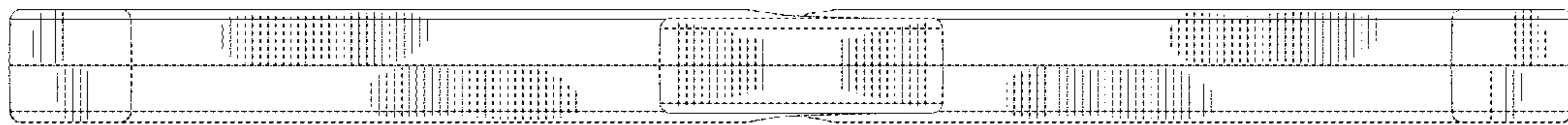


Figure 2




Figure 3

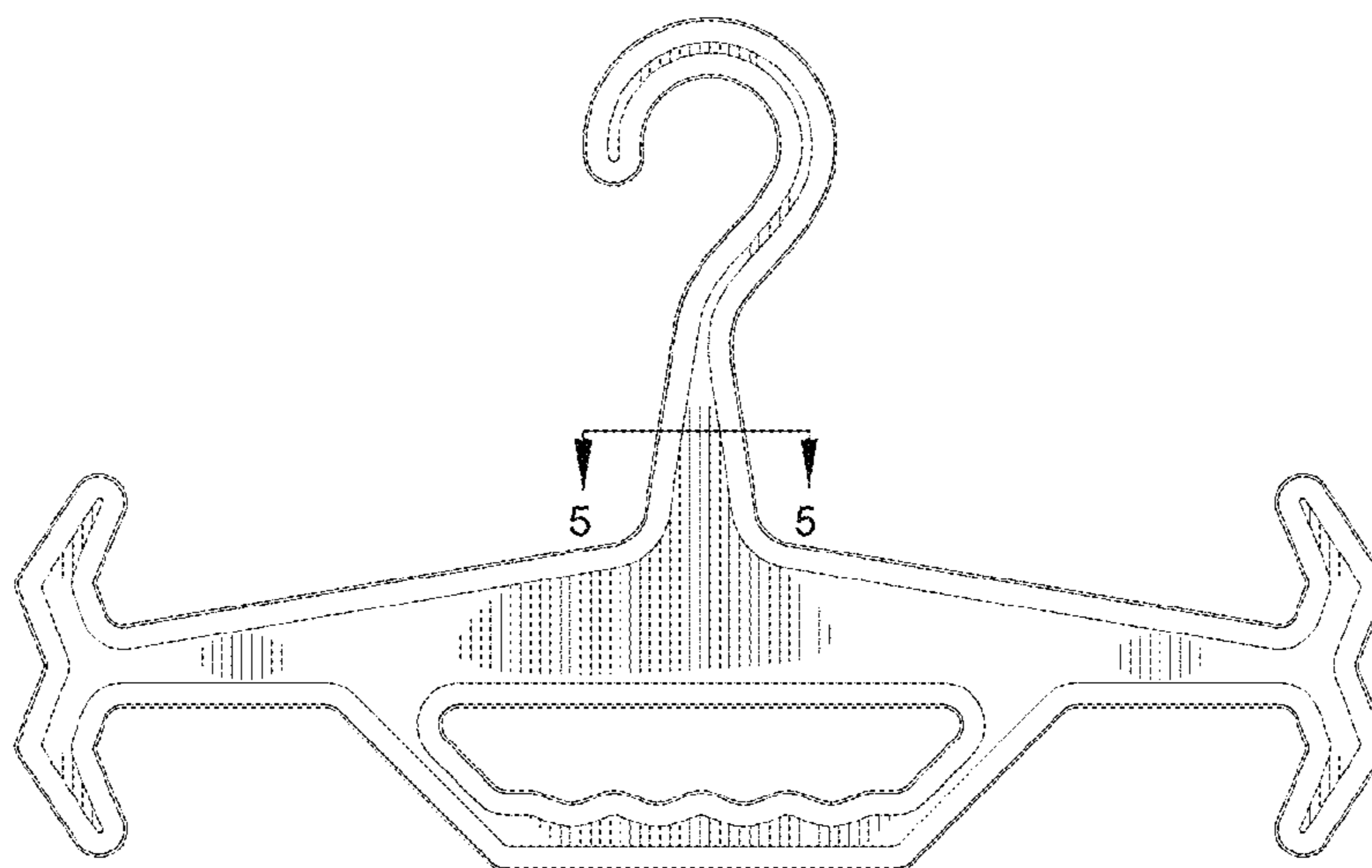


Figure 4



Figure 5

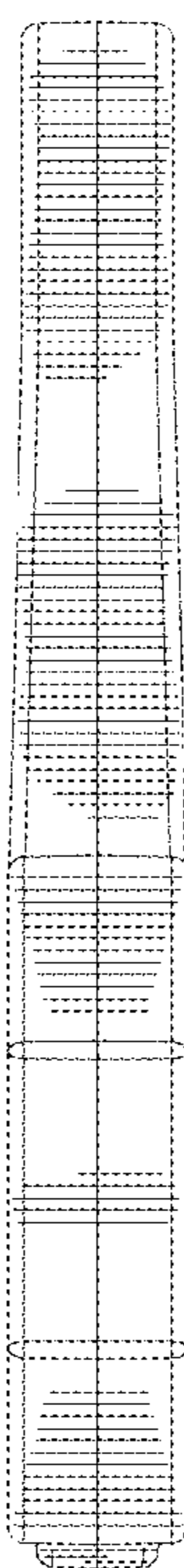


Figure 6